

**(I)(a) Statement showing Shareholding Pattern**

Sr. no.	Category of shareholder	Number of shareholders	Total number of shares	Number of shares held in dematerialized form	Total shareholding as a percentage of total number of shares		Shares Pledged or otherwise encumbered	
					As a percentage of (A+B) <sup>1</sup> (VI)	As a percentage of (A+B+C) (VII)	Number of shares (VIII)	As a percentage (IX) = (VIII) / (IV) * 100
(I)	(II)	(III)	(IV)	(V)	(VI)	(VII)	(VIII)	(IX)
(A)	<b>Promoter and Promoter Group<sup>2</sup></b>							
(1)	<b>Indian</b>							
(a)	Individuals/Hindu Undivided Family	9	262500000	262500000	75.00	75.00	0	0.00
(b)	Central Government/State Government(s)	0	0	0	0.00	0.00	0	0
(c)	Bodies Corporate	0	0	0	0.00	0.00	0	0
(d)	Financial Institutions/Banks	0	0	0	0.00	0.00	0	0
(e)	Any Other (Total)	0	0	0	0.00	0.00	0	0
	<b>Sub-Total (A)(1)</b>	9	262500000	262500000	75.00	75.00	0	0.00
(2)	<b>Foreign</b>							
(a)	Individuals (Non-Resident Individuals/Foreign Individuals)	0	0	0	0.00	0.00	0	0.00
(b)	Bodies Corporate	0	0	0	0.00	0.00	0	0.00
(c)	Institutions	0	0	0	0.00	0.00	0	0.00
(d)	Qualified Foreign Investor	0	0	0	0.00	0.00	0	0.00
(e)	Any Other (Total)	0	0	0	0.00	0.00	0	0.00
	<b>Sub-Total (A)(2)</b>	0	0	0	0.00	0.00	0	0.00
	<b>Total Shareholding of Promoter and Promoter Group (A) = (A)(1)+(A)(2)</b>	9	262500000	262500000	75.00	75.00	0	0.00
(B)	<b>Public shareholding<sup>3</sup></b>							
(1)	<b>Institutions</b>							
(a)	Mutual Funds/UTI	32	19107532	19107532	5.46	5.46	N.A.	N.A.

  
 Company Secretary

(b)	Financial Institutions/Banks	3	12623	12623	0.00	0.00	N.A.	N.A.
(c)	Central Government/State Government(s)	0	0	0	0.00	0.00	N.A.	N.A.
(d)	Venture Capital Funds	0	0	0	0.00	0.00	N.A.	N.A.
(e)	Insurance Companies	0	0	0	0.00	0.00	N.A.	N.A.
(f)	Foreign Institutional Investors	126	62847152	62847152	17.96	17.96	N.A.	N.A.
(g)	Foreign Venture Capital Investors	0	0	0	0.00	0.00	N.A.	N.A.
(h)	Qualified Foreign Investor	0	0	0	0.00	0.00	N.A.	N.A.
(i)	Any Other (Total)	0	0	0	0.00	0.00	N.A.	N.A.
	<b>Sub-Total (B)(1)</b>	161	81967307	81967307	23.42	23.42	N.A.	N.A.
<b>(2)</b>	<b>Non-institutions</b>							
(a)	Bodies Corporate	292	3142161	3142161	0.90	0.90	N.A.	N.A.
(b)	Individuals - i. Individual Shareholders Holding Nominal Share Capital Up To >Rs. 1 Lakh.	8011	1357681	1357678	0.39	0.39	N.A.	N.A.
	Individuals - ii. Individual Shareholders Holding Nominal Share Capital In Excess Of Rs. 1 Lakh	11	285201	285201	0.08	0.08	N.A.	N.A.
(c)	Qualified Foreign Investor	0	0	0	0.00	0.00	N.A.	N.A.
(d)	Any Other (Total)	340	747650	747650	0.21	0.21	N.A.	N.A.
(d1)	CLEARING MEMBER	161	615026	615026	0.18	0.18	N.A.	N.A.
(d2)	NON RESIDENT INDIANS (NON REPAT)	48	25961	25961	0.01	0.01	N.A.	N.A.
(d3)	NON RESIDENT INDIANS (REPAT)	130	100708	100708	0.03	0.03	N.A.	N.A.
(d4)	TRUSTS	1	5955	5955	0.00	0.00	N.A.	N.A.

For PRESTIGE ESTATES PROJECTS LIMITED

Company Secretary

	<b>Sub-Total (B)(2)</b>	8654	5532693	5532690	1.58	1.58	N.A.	N.A.
	<b>Total Public Shareholding (B)=(B)(1)+(B)(2)</b>	8815	87500000	87499997	25.00	25.00	N.A.	N.A.
	<b>TOTAL (A)+(B)</b>	8824	350000000	349999997	100.00	100.00	0	0.00
(C)	Shares held by Custodians and against which Depository Receipts have been issued	0	0	0	N.A.	0.00	N.A.	N.A.
C1	Promoter and Promoter Group	0	0	0	N.A.	0.00	N.A.	N.A.
C2	Public	0	0	0	N.A.	0.00	N.A.	N.A.
	<b>GRAND TOTAL (A)+(B)+(C)</b>	8824	350000000	349999997	N.A.	100.00	0	0.00


Name of the Company : Prestige Estates Projects Limited

Scrp Code, Name of the scrip, class of security : PRESTIGE

As on Date : 30-Jun-2014

Partly paid-up shares	No. of partly paid-up shares	As a % of total no. of partly paid-up Shares	As a % of total no. of shares of the company
Held by promoter/promoter group	0	0	0
Held by public	0	0	0
<b>Total</b>	<b>0</b>	<b>0</b>	<b>0</b>
Outstanding convertible securities	No. of outstanding securities	As a % of total no. of outstanding convertible securities	As a % of total no. of shares of the company, assuming full conversion of the convertible securities
Held by promoter/promoter group	0	0	0
Held by public	0	0	0
<b>Total</b>	<b>0</b>	<b>0</b>	<b>0</b>
Warrants	No. of warrants	As a % of total no. of warrants	As a % of total no. of shares of the company, assuming full conversion of Warrants
Held by promoter/promoter group	0	0	0
Held by public	0	0	0
<b>Total</b>	<b>0</b>	<b>0</b>	<b>0</b>

For PRESTIGE ESTATES PROJECTS LIMITED

  
Company Secretary

Total paid-up capital of the company, assuming full conversion of warrants and convertible securities	0
---	---

**(I)(a) Statement showing Shareholding Pattern**

<sup>1</sup>For determining public shareholding for the purpose of Clause 40A.

<sup>2</sup>For definitions of "Promoter" and "Promoter Group", refer to Clause 40A.

<sup>3</sup>For definitions of "Public Shareholding", refer to Clause 40A.

Sr. No. (I)	Name of the shareholder (II)	PAN of the Shareholder (III)	Total Shares held		Shares pledged or otherwise encumbered			Details of warrants		Details of convertible securities		Total shares (including underlying shares assuming full conversion of warrants and convertible securities) as a % of diluted share capital (XIII)
			Number (IV)	as a % of grand total (A) + (B) + (C) (V)	Number (VI)	as a percentage (VII) = (VI) / (IV)*100	as a % of grand total (A) + (B) + (C) of sub-clause (I)(a) (VIII)	Number of warrants held (XI)	As a % total number of warrants of the same class (X)	Number of convertible securities held (XI)	As a % total number of convertible securities of the same class (XII)	
1	IRFAN RAZACK	AACPI7226E	65625000	18.75	0	0.00	0.00	0	0	0	0	0
2	NOAMAN RAZACK	ACLPR5361A	65625000	18.75	0	0.00	0.00	0	0	0	0	0
3	REZWAN RAZACK	ABJPR9881L	65625000	18.75	0	0.00	0.00	0	0	0	0	0
4	ALMAS REZWAN	AENPR5950B	16406250	4.69	0	0.00	0.00	0	0	0	0	0
5	BADRUNISSA IRFAN	AACPI1090E	16406250	4.69	0	0.00	0.00	0	0	0	0	0
6	SAMEERA NOAMAN	AATPN4282G	16406250	4.69	0	0.00	0.00	0	0	0	0	0
7	UZMA IRFAN	AAGPI0898A	5475750	1.56	0	0.00	0.00	0	0	0	0	0
8	FIAZ REZWAN	ABJPR9879A	5465250	1.56	0	0.00	0.00	0	0	0	0	0

For PRESTIGE ESTATES PROJECTS LIMITED

  
Company Secretary

9	ZAYD NOAMAN	AAIPZ8152A	5465250	1.56	0	0.00	0.00	0	0	0	0	0
	TOTAL		262500000	75.00	0	0.00	0.00	0	0.00	0	0.00	0.00

**I)(b) Statement showing Shareholding of persons belonging to the category "Promoter and Promoter Group"**

**I)(c) Statement showing Shareholding of persons belonging to the category "Public" and holding more than 1% of the total number of shares**

Sr. No.	Name of the shareholder	PAN of the Shareholder	Number of shares	Shares as a percentage of total number of shares {i.e., Grand Total (A)+(B)+(C) indicated in Statement at para I)(a) above}	Details of warrants		Details of convertible securities		Total shares (including underlying shares assuming full conversion of warrant and convertible securities as a % diluted)
					Number of warrants held	As a % total number of warrants of the same class	Number of convertible securities held	% w.r.t total number of convertible securities of the same class	
1	HSBC BANK (MAURITIUS) LIMITED A/C JWALAMUKHI INVESTMENT HOLDINGS		13648239	3.90	0	0	0	0	
2	RELIANCE CAPITAL TRUSTEE CO LTD - RELIANCE TOP 200 FUND		10618136	3.03	0	0	0	0	
3	GOVERNMENT OF SINGAPORE		7294515	2.08	0	0	0	0	
	TOTAL		31560890	9.02	0	0.00	0	0.00	

**I)(c) Statement showing Shareholding of persons belonging to the category "Public" and holding more than 5% of the total number of shares**

Sr. No.	Name of the shareholder	PAN of the Shareholder	Number of shares	Shares as a percentage of total number of shares {i.e., Grand Total (A)+(B)+(C)}	Details of warrants		Details of convertible securities		Total shares (including underlying shares assuming full conversion of warrants)
					Number of warrants held	As a % total number of warrants of the same class	Number of convertible securities held	% w.r.t total number of convertible securities of	

For PRESTIGE ESTATE PROJECTS LIMITED

Company Secretary

				indicated in Statement at para (I)(a) above}				the same class	and convertible securities) as a % of diluted
	TOTAL		0	0.00	0	0.00	0	0.00	0.00

**(I)(d) Statement showing details of locked-in shares**

Sr. No.	Name of the shareholder	PAN of the Shareholder	Number of locked-in shares	Locked-in shares as a percentage of total number of shares {i.e., Grand Total (A)+(B)+(C) indicated in Statement at para (I)(a) above}
1	Nil		0	0.00
	TOTAL		0	0.00

**(II)(a) Statement showing details of Depository Receipts (DRs)**


Sr. No.	Type of outstanding DR (ADRs, GDRs, SDRs, etc.)	Number of outstanding DRs	Number of shares underlying outstanding DRs	Shares underlying outstanding DRs as a percentage of total number of shares {i.e., Grand Total (A)+(B)+(C) indicated in Statement at para (I)(a) above}
	TOTAL	0	0	0.00

**(II)(b) Statement showing holding of Depository Receipts (DRs), where underlying shares held by 'promoter/promoter group' are in excess of 1% of the total number of shares**

Sr. No.	Name of the DR Holder	Type of outstanding DR (ADRs, GDRs, SDRs, etc.)	Number of shares underlying outstanding DRs	Shares underlying outstanding DRs as a percentage of total number of shares {i.e., Grand Total (A)+(B)+(C) indicated in Statement at para (I)(a) above}
		TOTAL	0	0.00

**(III) (a) Statement showing the voting pattern of shareholders, if more than one class of shares/securities is issued by the issuer.**

For PRESTIGE EDUCATION PROJECTS LIMITED

  
Company Secretary


Sr. no.	Category of shareholder	Number of Voting Rights held in each class of securities			Total Voting Rights (III+IV+V)	Total Voting Rights i.e. (VI)	
		Class X (III)	Class Y (IV)	Class Z (V)		As a percentage of (A+B) (VII)	As a percentage of (A+B+C) (VIII)
(I)	(II)				(VI)		
(A)	<b>Promoter and Promoter Group<sup>2</sup></b>						
(1)	<b>Indian</b>						
(a)	Individuals/Hindu Undivided Family	0	0	0	0	0.00	0.00
(b)	Central Government/State Government(s)	0	0	0	0	0.00	0.00
(c)	Bodies Corporate	0	0	0	0	0.00	0.00
(d)	Financial Institutions/Banks	0	0	0	0	0.00	0.00
(e)	Any Other (Total)	0	0	0	0	0.00	0.00
	<b>Sub-Total (A)(1)</b>	0	0	0	0	0.00	0.00
(2)	<b>Foreign</b>						
(a)	Individuals (Non-Resident Individuals/Foreign Individuals)	0	0	0	0	0.00	0.00
(b)	Bodies Corporate	0	0	0	0	0.00	0.00
(c)	Institutions	0	0	0	0	0.00	0.00
(d)	Qualified Foreign Investor	0	0	0	0	0.00	0.00
(e)	Any Other (Total)	0	0	0	0	0.00	0.00
	<b>Sub-Total (A)(2)</b>	0	0	0	0	0.00	0.00
	<b>Total Shareholding of Promoter and Promoter Group (A)= (A)(1)+(A)(2)</b>	0	0	0	0	0.00	0.00
(B)	<b>Public shareholding</b>						
(1)	<b>Institutions</b>						
(a)	Mutual Funds/UTI	0	0	0	0	0.00	0.00
(b)	Financial Institutions/Banks	0	0	0	0	0.00	0.00
(c)	Central Government/State Government(s)	0	0	0	0	0.00	0.00
(d)	Venture Capital Funds	0	0	0	0	0.00	0.00
(e)	Insurance Companies	0	0	0	0	0.00	0.00

For PRESTIGE ESTIMATES PROJECTS LIMITED

Company Secretary

(f)	Foreign Institutional Investors	0	0	0	0	0.00	0.00
(g)	Foreign Venture Capital Investors	0	0	0	0	0.00	0.00
(h)	Qualified Foreign Investor	0	0	0	0	0.00	0.00
(h)	Any Other (Total)	0	0	0	0	0.00	0.00
	<b>Sub-Total (B)(1)</b>	0	0	0	0	0.00	0.00
<b>(2) Non-institutions</b>							
(a)	Bodies Corporate	0	0	0	0	0.00	0.00
(b)	Individuals - i. Individual Shareholders Holding Nominal Share Capital Up To >Rs. 1 Lakh.	0	0	0	0	0.00	0.00
	Individuals - ii. Individual Shareholders Holding Nominal Share Capital In Excess Of Rs. 1 Lakh	0	0	0	0	0.00	0.00
(c)	Qualified Foreign Investor	0	0	0	0	0.00	0.00
(d)	Any Other (Total)	0	0	0	0	0.00	0.00
	<b>Sub-Total (B)(2)</b>	0	0	0	0	0.00	0.00
	<b>Total Public Shareholding (B)= (B)(1)+(B)(2)</b>	0	0	0	0	0.00	0.00
	<b>TOTAL (A)+(B)</b>	0	0	0	0	0.00	0.00
(C)	Shares held by Custodians and against which Depository Receipts have been issued	0	0	0	0	0.00	0.00
C1	Promoter and Promoter Group	0	0	0	0	0	0
C2	Public	0	0	0	0	0	0
	<b>GRAND TOTAL (A)+(B)+(C)</b>	0	0	0	0	0.00	0.00

For PRESTIGE ESTATES PROJECTS LIMITED

  
Company Secretary