

(D)(a) Statement showing Shareholding Pattern

**NAME OF THE COMPANY : RAJ TELEVISION NETWORK LIMITED
SCRIP CODE, NAME OF THE SCRIP, CLASS OF SECURITY : RAJTV**

AS ON DATE : 30-JUN-2014

	No. of partly paid-up shares	As a % of total no. of partly paid-up Shares	As a % of total no. of shares of the company
Partly paid-up shares			
Held by promoter/promoter group	0	0	0
Held by public	0	0	0
Total	0	0	0
Outstanding convertible securities			
No. of outstanding securities		As a % of total no. of outstanding convertible securities	As a % of total no. of shares of the company, assuming full conversion of the convertible securities
Held by promoter/promoter group	0	0	0
Held by public	0	0	0
Total	0	0	0
Warrants			
No. of warrants		As a % of total no. of warrants	As a % of total no. of shares of the company, assuming full conversion of Warrants
Held by promoter/promoter group	0	0	0
Held by public	0	0	0
Total	0	0	0
Total paid-up capital of the company, assuming full conversion of warrants and convertible securities	51913344		


For RAJ TELEVISION NETWORK LIMITED


 COMPANY SECRETARY
 CS JOSEPH CHERIYAN, ACS
 MEMBERSHIP No: 26524



(I)(a) Statement showing Shareholding Pattern

Sr. no.	Category of shareholder	Number of shareholders	Total number of shares	Number of shares held in dematerialized form	Total shareholding as a percentage of total number of shares		Shares Pledged or otherwise encumbered	
					As a percentage of (A+B) ¹ (VI)	As a percentage of (A+B+C) (VII)	Number of shares (VIII)	As a percentage (IX) = (VIII) / (IV) * 100
(I)	(II)	(III)	(IV)	(V)	(VI)	(VII)	(VIII)	(IX)
Promoter and Promoter Group²								
(1)	Indian	8	34924052	34924052	67.27	67.27	500000	1.43
(a)	Individuals/Hindu Undivided Family	0	0	0	0.00	0.00	0	0
(b)	Central Government/State Government(s)	0	0	0	0	0	0	0
(c)	Bodies Corporate	0	0	0	0.00	0.00	0	0
(d)	Financial Institutions/Banks	0	0	0	0.00	0.00	0	0
(e)	Any Other (Total)	0	0	0	0.00	0.00	0	0
	Sub-Total (A)(1)	8	34924052	34924052	67.27	67.27	500000	1.43
Foreign								
(2)	Individuals (Non-Resident Individuals/Foreign Individuals)	0	0	0	0.00	0.00	0	0.00
(a)	Individuals	0	0	0	0.00	0.00	0	0.00
(b)	Bodies Corporate	0	0	0	0.00	0.00	0	0.00
(c)	Institutions	0	0	0	0.00	0.00	0	0.00
(d)	Qualified Foreign Investor	0	0	0	0.00	0.00	0	0.00
(e)	Any Other (Total)	0	0	0	0.00	0.00	0	0.00
	Sub-Total (A)(2)	0	0	0	0.00	0.00	0	0.00
	Total Shareholding of Promoter and Promoter Group (A) = (A)(1)+(A)(2)	8	34924052	34924052	67.27	67.27	500000	1.43
Public shareholding³								
(B)	Institutions							
(1)	Mutual Funds/UTI	1	284	284	0.00	0.00	N.A.	N.A.
(a)	Mutual Funds/UTI	2	4194	4194	0.01	0.01	N.A.	N.A.
(b)	Financial Institutions/Banks	0	0	0	0.00	0.00	N.A.	N.A.
(c)	Central Government/State Government(s)	0	0	0	0.00	0.00	N.A.	N.A.
(d)	Venture Capital Funds	0	0	0	0.00	0.00	N.A.	N.A.
(e)	Insurance Companies	0	0	0	0.00	0.00	N.A.	N.A.



(f)	Foreign Institutional Investors	6	504424	504424	0.97	0.97	N.A.	N.A.
(g)	Foreign Venture Capital Investors	0	0	0	0.00	0.00	N.A.	N.A.
(h)	Qualified Foreign Investor	0	0	0	0.00	0.00	N.A.	N.A.
(i)	Any Other (Total)	0	0	0	0.00	0.00	N.A.	N.A.
	Sub-Total (B)(1)	9	508902	508902	0.98	0.98	N.A.	N.A.
(2)	Non-institutions							
(a)	Bodies Corporate	242	4361556	4361556	8.40	8.40	N.A.	N.A.
(b)	Individuals - i. Individual Shareholders Holding Nominal Share Capital Up To >Rs. 1 Lakh.	7112	1699771	1699304	3.27	3.27	N.A.	N.A.
	Individuals - ii. Individual Shareholders Holding Nominal Share Capital In Excess Of Rs. 1 Lakh	39	8425247	8425247	16.23	16.23	N.A.	N.A.
(c)	Qualified Foreign Investor	0	0	0	0.00	0.00	N.A.	N.A.
(d)	Any Other (Total)	318	1993816	1993816	3.84	3.84	N.A.	N.A.
(d1)	CLEARING MEMBERS	61	483877	483877	0.93	0.93	N.A.	N.A.
(d2)	HUF	215	1486402	1486402	2.86	2.86	N.A.	N.A.
(d3)	NRI	41	23533	23533	0.05	0.05	N.A.	N.A.
(d4)	TRUSTS	1	4	4	0.00	0.00	N.A.	N.A.
	Sub-Total (B)(2)	7711	16480390	16479923	31.75	31.75	N.A.	N.A.
	Total Public Shareholding (B) = (B)(1)+(B)(2)	7720	16989292	16988825	32.73	32.73	N.A.	N.A.
	TOTAL (A)+(B)	7728	51913344	51912877	100.00	100.00	500000	0.96
(C)	Shares held by Custodians and against which Depository Receipts have been issued	0	0	0	N.A.	0.00	N.A.	N.A.
C1	Promoter and Promoter Group	0	0	0	N.A.	0	N.A.	N.A.
C2	Public	0	0	0	N.A.	0	N.A.	N.A.
	GRAND TOTAL (A)+(B)+(C)	7728	51913344	51912877	N.A.	100.00	500000	0.96

¹For determining public shareholding for the purpose of Clause 40A.

²For definitions of "Promoter" and "Promoter Group", refer to Clause 40A.

³For definitions of "Public Shareholding", refer to Clause 40A.

FOR RAJ TELEVISION NETWORK LIMITED




COMPANY SECRETARY
CS JOSEPH CHERIYAN, ACS
MEMBERSHIP No: 26524



(D)(b) Statement showing Shareholding of persons belonging to the category "Promoter and Promoter Group"

Sr. No.	Name of the shareholder (II)	PAN of the Shareholder (III)	Total Shares held		Shares pledged or otherwise encumbered		Details of warrants		Details of convertible securities		Total shares (including underlying shares assuming full conversion of warrants and convertible securities) as a % of diluted share capital (XIII)
			Number (IV)	as a % of grand total (A) + (B) + (C) (V)	Number (VI)	as a percentage (VII) = (VI) / (IV) * 100 (VIII)	Number of warrants held (XI)	As a % total number of warrants of the same class (X)	Number of convertible securities held (XI)	As a % total number of convertible securities of the same class (XII)	
1	RAJARATHNAM M	AAFPR4624L	5863808	11.30	0	0.00	0	0.00	0	0.00	11.30
2	M RAAJHENDHRAN	AAFPR1706H	5863808	11.30	500000	8.53	0	0.00	0	0.00	11.30
3	RAGHUNATHAN M	AAFPR4623P	5863808	11.30	0	0.00	0	0.00	0	0.00	11.30
4	M RAVINDRAN	AAFPR4625M	4303808	8.29	0	0.00	0	0.00	0	0.00	8.29
5	AMUDHA R	AAJPR3973N	3543284	6.83	0	0.00	0	0.00	0	0.00	6.83
6	ARUNA R	AAFPA2986C	3543268	6.83	0	0.00	0	0.00	0	0.00	6.83
7	USHA RANI R	AAFPU6776L	3543268	6.83	0	0.00	0	0.00	0	0.00	6.83
8	R VIJAYALAKSHMI	ABXPV2884R	2399000	4.62	0	0.00	0	0.00	0	0.00	4.62
	TOTAL		34924052	67.27	500000	1.43	0	0.00	0	0.00	67.30

FOR RAJ TELEVISION NETWORK LIMITED





 COMPANY SECRETARY
 CS JOSEPH CHERIYAN, ACS
 MEMBERSHIP No: 26524

D(C) Statement showing Shareholding of persons belonging to the category "Public" and holding more than 1% of the total number of shares


Sr. No.	Name of the shareholder	PAN of the Shareholder	Number of shares	Shares as a percentage of total number of shares (i.e., Grand Total (A)+(B)+(C) indicated in Statement at para (D)(a) above)	Details of warrants		Details of convertible securities		Total shares (including underlying shares assuming full conversion of warrants and convertible securities) as a % of diluted
					Number of warrants held	As a % total number of warrants of the same class	Number of convertible securities held	% w.r.t total number of convertible securities of the same class	
1	KIRAN KUMAR. M	ACHPM2247E	1200000	2.31	0	2.31	0	0.00	2.31
2	HEMA KIRAN KUMAR	AAHPK8099G	808000	1.56	0	1.56	0	0.00	1.56
3	KIRAN KUMAR. M	ACHPM2247E	744692	1.43	0	1.43	0	0.00	1.43
4	SANGEETHA	AASPS2072C	812865	1.57	0	1.57	0	0.00	1.57
5	SANGEETHA	AASPS2072C	2400	0.00	0	0.00	0	0.00	0
	TOTAL		3567957	6.87	0	0.00	0	0.00	6.87

D(C) Statement showing Shareholding of persons belonging to the category "Public" and holding more than 5% of the total number of shares

Sr. No.	Name of the shareholder	PAN of the Shareholder	Number of shares	Shares as a percentage of total number of shares (i.e., Grand Total (A)+(B)+(C) indicated in Statement at para (D)(a) above)	Details of warrants		Details of convertible securities		Total shares (including underlying shares assuming full conversion of warrants and convertible securities) as a % of diluted
					Number of warrants held	As a % total number of warrants of the same class	Number of convertible securities held	% w.r.t total number of convertible securities of the same class	
1	NIL		0	0.00	0	0.00	0	0.00	0.00
	TOTAL		0	0.00	0	0.00	0	0.00	0.00



[Signature]
 COMPANY SECRETARY
 CS JOSEPH CHERIYAN, ACS
 MEMBERSHIP No: 26524



(I)(d) Statement showing details of locked-in shares

Sr. No.	Name of the shareholder	PAN of the Shareholder	Number of locked-in shares (I)(a) above	Locked-in shares as a percentage of total number of shares {i.e., Grand Total (A)+(B)+(C) indicated in Statement at para (I)(a) above}
1	Nil		0	0.00
	TOTAL		0	0.00

(II)(a) Statement showing details of Depository Receipts (DRs)

Sr. No.	Type of outstanding DR (ADRs, GDRs, SDRs, etc.)	Number of outstanding DRs	Number of shares underlying outstanding DRs	Shares underlying outstanding DRs as a percentage of total number of shares {i.e., Grand Total (A)+(B)+(C) indicated in Statement at para (I)(a) above}
	TOTAL	0	0	0.00

(II)(b) Statement showing holding of Depository Receipts (DRs), where underlying shares held by 'promoter/promoter group' are in excess of 1% of the total number of shares

Sr. No.	Name of the DR Holder (ADRs, GDRs, SDRs, etc.)	Type of outstanding DR	Number of shares underlying outstanding DRs	Shares underlying outstanding DRs as a percentage of total number of shares {i.e., Grand Total (A)+(B)+(C) indicated in Statement at para (I)(a) above}
	TOTAL		0	0.00

(III) (a) Statement showing the voting pattern of shareholders, if more than one class of shares/securities is issued by the issuer.

Sr. no.	Category of shareholder	Number of Voting Rights held in each class of securities			Total Voting Rights (III+IV+V) (VI)	Total Voting Rights i.e. (VI)	
		Class X (III)	Class Y (IV)	Class Z (V)		As a percentage of (A+B) (VII)	As a percentage of (A+B+C) (VIII)
(I)	Promoter and Promoter Group ²						
(A)	Indian						
(1)	Individuals/Hindu Undivided Family	0	0	0	0	0.00	0.00
(a)	Central Government/State Government(s)	0	0	0	0	0.00	0.00
(b)	Bodies Corporate	0	0	0	0	0.00	0.00
(c)	Financial Institutions/Banks	0	0	0	0	0.00	0.00
(d)	Any Other (Total)	0	0	0	0	0.00	0.00
(e)							

[Signature]

	Sub-Total (A)(1)	0	0	0	0	0	0	0	0	0.00	0.00
	Foreign										
(2)	Individuals (Non-Resident Individuals/Foreign Individuals)	0	0	0	0	0	0	0	0	0.00	0.00
(a)	Bodies Corporate	0	0	0	0	0	0	0	0	0.00	0.00
(b)	Institutions	0	0	0	0	0	0	0	0	0.00	0.00
(c)	Qualified Foreign Investor	0	0	0	0	0	0	0	0	0.00	0.00
(d)	Any Other (Total)	0	0	0	0	0	0	0	0	0.00	0.00
(e)	Sub-Total (A)(2)	0	0	0	0	0	0	0	0	0.00	0.00
	Total Shareholding of Promoter and Promoter Group (A)= (A)(1)+(A)(2)	0	0	0	0	0	0	0	0	0.00	0.00
	Public shareholding										
(B)	Institutions										
(1)	Mutual Funds/UTI	0	0	0	0	0	0	0	0	0.00	0.00
(a)	Financial Institutions/Banks	0	0	0	0	0	0	0	0	0.00	0.00
(b)	Central Government/State Government(s)	0	0	0	0	0	0	0	0	0.00	0.00
(c)	Venture Capital Funds	0	0	0	0	0	0	0	0	0.00	0.00
(d)	Insurance Companies	0	0	0	0	0	0	0	0	0.00	0.00
(e)	Foreign Institutional Investors	0	0	0	0	0	0	0	0	0.00	0.00
(f)	Foreign Venture Capital Investors	0	0	0	0	0	0	0	0	0.00	0.00
(g)	Qualified Foreign Investor	0	0	0	0	0	0	0	0	0.00	0.00
(h)	Any Other (Total)	0	0	0	0	0	0	0	0	0.00	0.00
	Sub-Total (B)(1)	0	0	0	0	0	0	0	0	0.00	0.00
(2)	Non-institutions										
(a)	Bodies Corporate	0	0	0	0	0	0	0	0	0.00	0.00
(b)	Individuals - i. Individual Shareholders Holding Nominal Share Capital Up To >Rs. 1 Lakh.	0	0	0	0	0	0	0	0	0.00	0.00
	Individuals - ii. Individual Shareholders Holding Nominal Share Capital In Excess Of Rs. 1 Lakh	0	0	0	0	0	0	0	0	0.00	0.00
(c)	Qualified Foreign Investor	0	0	0	0	0	0	0	0	0.00	0.00
(d)	Any Other (Total)	0	0	0	0	0	0	0	0	0.00	0.00
	Sub-Total (B)(2)	0	0	0	0	0	0	0	0	0.00	0.00
	Total Public Shareholding (B)= (B)(1)+(B)(2)	0	0	0	0	0	0	0	0	0.00	0.00
	TOTAL (A)+(B)	0	0	0	0	0	0	0	0	0.00	0.00
(C)	Shares held by Custodians and against which Depository Receipts have been issued	0	0	0	0	0	0	0	0	0.00	0.00
C1	Promoter and Promoter Group	0	0	0	0	0	0	0	0	0.00	0.00
C2	Public	0	0	0	0	0	0	0	0	0.00	0.00
	GRAND TOTAL (A)+(B)+(C)	0	0	0	0	0	0	0	0	0.00	0.00



COMPANY SECRETARY
 C/S JOSEPH CHERIYAN, ACS
 MEMBERSHIP No: 26524

7