

Introductory sub-table (I)(a)

Name of the Company:		RAS RESORTS & APART HOTELS LIMITED	
Scrip Code: 507966	Name of the scrip:	RASRESOR	class of security: EQUITY
Quarter ended: 30.06.2014			
		As a % of total	As a % of total no. of
Partly paid-up shares:-		no. of partly	shares of the
	paid-up shares	paid-up shares	company
Held by promoter/promoter group	0	0	0
Held by public	0	0	0
	0	0	0
Total - D	0	0	0
		As a % of total	As a % of total no.
Outstanding convertible securities:-		no. of	of shares of the
	No. of	outstanding	company, assuming
	outstanding	convertible	full conversion of the
	securities	securities	convertible securities
Held by promoter/promoter group	0	0	0
Held by public	0	0	0
	0	0	0
Total - E	0	0	0
		As a % of	As a % of total no. of
Warrants:-		total no.	shares of the
	No. of warrants	of warrants	company, assuming
			full conversion of
			warrants
Held by promoter/promoter group	0	0	0
Held by public	0	0	0
	0	0	0
Total - F	0	0	0
Total paid-up capital of the company, assuming full conversion of warrants and convertible securities		3969743	







			Table (I)(a)					
Category code	Category of Shareholder	Number of Shareholders	Total number of shares	Number of shares held in dematerialized form	Total shareholding as a percentage of total number of shares		Shares Pledged or otherwise encumbered	
					As a percentage of (A+B) ¹	As a percentage of (A+B+C)	Number of shares	As a percentage = (VIII)/(IV)*1
(I)	(II)	(III)	(IV)	(V)	(VI)	(VII)	(VIII)	(IX)
(A)	Shareholding of Promoter and Promoter							
1	Indian							
(a)	Individuals/ Hindu Undivided Family	11	2950950	2950950	74.34	74.34	0	0.00
(b)	Central Government/ State Government(s)	0			0.00	0.00		0.00
(c)	Bodies Corporate	0	0	0	0.00	0.00		0.00
(d)	Financial Institutions/ Banks	0	0	0	0.00	0.00		0.00
(e)	Any Others(Specify)	0	0	0	0.00	0.00		0.00
(e-i)					0.00	0.00		0.00
(e-ii)					0.00	0.00		0.00
	Sub Total(A)(1)	11	2950950	2950950	74.34	74.34	0	0.00
2	Foreign							
a	Individuals (Non-Residents Individuals/ Foreign Individuals)	0	0	0	0.00	0.00	0	0.00
b	Bodies Corporate	0	0	0	0.00	0.00		0.00
c	Institutions	0	0	0	0.00	0.00		0.00
d	Qualified Foreign Investor	0	0	0	0.00	0.00		0.00
d-i	Any Others(Specify)							0.00
d-ii								0.00
	Sub Total(A)(2)	0	0	0	0.00	0.00	0	0.00
	Total Shareholding of Promoter and	11	2950950	2950950	74.34	74.34	0	0.00
(B)	Public shareholding							
1	Institutions							
(a)	Mutual Funds/ UTI	0	0	0	0.00	0.00	0	0
(b)	Financial Institutions / Banks	1	240	0	0.01	0.01	0	0
(c)	Central Government/ State Government(s)	0	0	0	0.00	0.00	0	0
(d)	Venture Capital Funds	0	0	0	0.00	0.00	0	0
(e)	Insurance Companies	0	0	0	0.00	0.00	0	0
(f)	Foreign Institutional Investors	0	0	0	0.00	0.00	0	0
(g)	Foreign Venture Capital Investors	0	0	0	0.00	0.00	0	0
(h)	Qualified Foreign Investor	0	0	0	0.00	0.00	0	0
(h-i)	Any Other (specify)				0.00	0.00		
(h-ii)					0.00	0.00		



	Sub-Total (B)(1)	1	240	0	0.01	0.01	0	0
B 2	Non-institutions							
(a)	Bodies Corporate	28	15526	10126	0.39	0.39	0	0
(b)	Individuals				0.00	0.00	0	0
I	Individuals -i. Individual shareholders holding nominal share capital up to Rs 1 lakh	1387	473000	271832	11.92	11.92	0	0
II	ii. Individual shareholders holding nominal share capital in excess of Rs. 1 lakh.	13	392717	392717	9.89	9.89	0	0
(c)	Qualified Foreign Investor	0	0		0.00	0.00	0	0
(c-i)	Non Resident Indians	2	746	26	0.02	0.02	0	0
(c-ii)	Hindu Undivided Families	18	136564	136564	3.44	3.44	0	0
(c-iii)	Clearing Members	0	0	0	0.00	0.00	0	0
		0	0	0	0.00	0.00	0	0
	Sub-Total (B)(2)	1448	1018553	811265	25.66	25.66	0	0
(B)	Total Public Shareholding (B)= (B)(1)+(B)(2)	1449	1018793	811265	25.66	25.66	0	0
	TOTAL (A)+(B)	1460	3969743	3762215	100.00	100.00	0	0
(C)	Shares held by Custodians and against which Depository Receipts have been issued							
1	Promoter and Promoter Group	0	0	0	0	0.00	0	0.00
2	Public	0	0	0	0	0.00	0	0
	Sub-Total (C)	0	0	0	0	0	0	0
	GRAND TOTAL (A)+(B)+(C)	1460	3969743	3762215	100.00	100.00	0	0.00




Sr.No	Notes
1	
2	
3	
4	
5	
6	
7	
8	
9	



(1)(b) Statement showing holding of securities (including shares, warrants, convertible securities) of persons belonging to the category "Promoter and Promoter Group".


Sr. No.	Name of the shareholder	Details of Shares held		Encumbered shares (*)			Details of warrants		Details of convertible securities		Total shares (including underlying full conversion of warrants and convertible securities) as a % of diluted share capital
		Number of shares held	As a % of grand total (A)+(B)+(C)	No.	As a percentage (VI)=(V)/(III)*100	As a % of grand total (A)+(B)+(C) of sub-class (V)(a)	Number of warrants held	As a % total number of warrants of the same class	Number of convertible securities held	As a % total number of convertible securities of the same class	
1	GAUTAM SHEWAKRAMANI	106000	2.67	0	0.00	0.00	0	0	0	0	2.67
2	KAMILA T SHEWAKRAMANI	350	0.01	0	0.00	0.00	0	0	0	0	0.01
3	KAMILA SHEWAKRAMANI	1200	0.03	0	0.00	0.00	0	0	0	0	0.03
4	NALINI V SHEWAKRAMANI	207150	5.22	0	0.00	0.00	0	0	0	0	5.22
5	NALINI SHEWAKRAMANI	152000	3.83	0	0.00	0.00	0	0	0	0	3.83
6	RAHUL SHEWAKRAMANI	206000	5.19	0	0.00	0.00	0	0	0	0	5.19
7	TEKCHAND SHEWAKRAMANI	310000	7.81	0	0.00	0.00	0	0	0	0	7.81
8	TEKCHAND SHEWAKRAMANI	693638	17.47	0	0.00	0.00	0	0	0	0	17.47
9	VISHAMBER SHEWAKRAMANI	1130612	28.48	0	0.00	0.00	0	0	0	0	28.48
10	VISHAMBER SHEWAKRAMANI	44000	1.11	0	0.00	0.00	0	0	0	0	1.11
11	GAUTAM VISHAMBER SHEWAKRAMANI	100000	2.52	0	0.00	0.00	0	0	0	0	2.52
	TOTAL	2950950	74.34	0	0.00	0.00	0	0	0	0	74.34

(*) The term "encumbrance" has the same meaning as assigned to it in regulation 28(3) of the SAST Regulations, 2011




(D)(c)(i) Statement showing holding of securities (including shares, warrants, convertible securities) of persons belonging to the category "Public" and holding more than 1% of the total number of shares

Sr. No.	Name of the shareholder	Number of shares held	Shares as a percentage of total number of shares {i.e., Grand Total (A)+(B)+(C) indicated in Statement at para (D)(a) above}	Details of warrants		Details of convertible securities		Total shares (including underlying shares assuming full conversion of warrants and convertible securities) as a % of diluted share capital
				Number of warrants held	As a % total number of warrants of the same class	Number of convertible securities held	% w.r.t total number of convertible securities of the same class	
1	HARSHA HITESH JAVERI	60000	1.51	0	0	0	0	1.51
2	VINODCHANDRA MANSUKHLAL PAREKH	110844	2.79	0	0	0	0	2.79
3	SANGITA KUMARPAL PAREKH	45445	1.14	0	0	0	0	1.14
TOTAL		216289	5.45	0	0	0	0	5.45




(D)(c)(ii) Statement showing holding of securities (including shares, warrants, convertible securities) of persons (together with PAC) belonging to the category "Public" and holding more than 5% of the total number of shares of the company

Sr. No.	Name(s) of the shareholder(s) and the Persons Acting in Concert (PAC) with them	Number of shares	Shares as a percentage of total number of shares {i.e., Grand Total (A)+(B)+(C) indicated in Statement at para (I)(a) above}	Details of warrants		Details of convertible securities		Total shares (including underlying shares assuming full conversion of warrants and convertible securities) as a % of diluted share capital
				Number of warrants	As a % total number of warrants of the same class	Number of convertible securities held	% w.r.t total number of convertible securities of the same class	
	NIL		0.00	0	0	0	0	0
TOTAL		0	0.00	0	0	0	0	0




(I)(d) Statement showing details of locked-in shares

Sr. No.	Name of the shareholder	Number of locked-in shares	Locked-in shares as a percentage of total number of shares {i.e., Grand Total (A)+(B)+(C) indicated in Statement at para (I)(a) above}	Promoter/Promoter Group/Public
	NIL		0.00	
TOTAL		0	0.00	



(II)(a) Statement showing details of Depository Receipts (DRs)

Sr. No.	Type of outstanding DR (ADRs, GDRs, SDRs, etc.)	Number of outstanding DRs	Number of shares underlying outstanding DRs	Shares underlying outstanding DRs as a percentage of total number of shares [i.e., Grand Total (A)+(B)+(C) indicated in Statement at para (D)(a) above]
1	NIL			0.00
2				0.00
TOTAL		0	0	0.00



(II)(b) Statement showing holding of Depository Receipts (DRs), where underlying shares held by "promoter/promoter group" are in excess of 1% of the total number of shares

Sr. No.	Name of the DR Holder	Type of outstanding DR (ADRs, GDRs, SDRs, etc.)	Number of shares underlying outstanding DRs	Shares underlying outstanding DRs as a percentage of total number of shares {i.e., Grand Total (A)+(B)+(C) indicated in Statement at para (I)(a) above}
1	NIL		0	0.00
TOTAL			0	0.00

