

Introductory sub-table (I)(a)

Name of the Company **REGENCY TRUST LIMITED-EQUITY SHARES**

Scrip Code, Name of the scrip, class of security: **511585**

Quarter ended: **30th June, 2014**


Partly paid-up shares:-	No. of partly paid-up shares	As a % of total no. of partly paid-up shares	As a % of total no. of shares of the company
Held by promoter/promoter group	0	0.00	0.00
Held by public	0	0.00	0.00
Total - D	0	0.00	0.00

Outstanding convertible securities:-	No. of outstanding securities	As a % of total no. of outstanding convertible securities	As a % of total no. of shares of the company, assuming full conversion of the convertible securities
Held by promoter/promoter group	0	0.00	0.00
Held by public	0	0.00	0.00
Total - E	0	0.00	0.00

Warrants:-	No. of warrants	As a % of total no. of warrants	As a % of total no. of shares of the company, assuming full conversion of warrants
Held by promoter/promoter group	0	0.00	0.00
Held by public	0	0.00	0.00
Total - F	0	0.00	0.00


Total paid-up capital of the company, assuming full conversion of warrants and convertible securities

10000000



Statement Showing Shareholding Pattern


Category code	Category of Shareholder	Number of Shareholders	Table (I)(a)			Shares Pledged or otherwise encumbered		
			Total number of shares	Number of shares held in dematerialized form	Total shareholding as a percentage of total number of shares	Number of shares	As a percentage	As a percentage
		(III)	(IV)	(V)	(VI)	(VII)	(VIII)	(IX) = (VIII)/(IV)*100
(I)	(II)							
(A)	Shareholding of Promoter and							
1	Indian							
(a)	Individuals/ Hindu Undivided Family	0	0	0	0.00	0.00	0	#DIV/0!
(b)	Central Government/ State Government(s)	0	0	0	0.00	0.00	0	#DIV/0!
(c)	Bodies Corporate	0	0	0	0.00	0.00	0	#DIV/0!
(d)	Financial Institutions/ Banks	0	0	0	0.00	0.00	0	#DIV/0!
(e)	Any Others(Specify)	0	0	0	0.00	0.00	0	#DIV/0!
(e-i)	Directors	0	0	0	0.00	0.00	0	#DIV/0!
(e-ii)	Director Relatives	0	0	0	0.00	0.00	0	#DIV/0!
(e-iii)	Person Acting in Concern	0	0	0	0.00	0.00	0	#DIV/0!
	Sub Total(A)(1)	0	0	0	0.00	0.00	0	#DIV/0!
2	Foreign							
a	Individuals (Non-Residents Individuals/ Foreign Individuals)	0	0	0	0.00	0.00	0	#DIV/0!
b	Bodies Corporate	0	0	0	0.00	0.00	0	#DIV/0!
c	Institutions	0	0	0	0.00	0.00	0	#DIV/0!
d	Qualified Foreign Investor	0	0	0	0.00	0.00	0	#DIV/0!
e	Any Others(Specify)	0	0	0	0.00	0.00	0	#DIV/0!
e-i		0	0	0	0.00	0.00	0	#DIV/0!
e-ii		0	0	0	0.00	0.00	0	#DIV/0!
	Sub Total(A)(2)	0	0	0	0.00	0.00	0	#DIV/0!
	Total Shareholding of Promoter and Promoter Group (A)= (A)(1)+(A)(2)	0	0	0	0.00	0.00	0	#DIV/0!



(1)(b) Statement showing holding of securities (including shares, warrants, convertible securities) of persons belonging to the category "Promoter and Promoter Group"


Sr. No.	Name of the shareholder	Details of Shares held			Encumbered shares (*)			Details of warrants			Details of convertible securities		Total shares (including underlying shares assuming full conversion of warrants and convertible securities) as a % of diluted share capital
		Number of shares held	As a % of grand total (A) + (B) + (C)	No.	As a percentage	As a % of grand total (A)+(B)+(C) of sub-clause (1)(a)	Number of warrants held	As a % total number of warrants of the same class	Number of convertible securities held	As a % total number of convertible securities of the same class	Number of convertible securities held	As a % total number of convertible securities of the same class	
(i)		(iii)	(iv)	(v)	(vi) = (v)/(iii)*100	(vii)	(viii)	(ix)	(x)	(xi)	(xii)		
1	NIL	0	0.00	0	0.00	0.00	0	0.00	0	0.00	0.00		
TOTAL		0	0.00	0	0.00	0.00	0	0.00	0	0.00	0.00		

(*) The term "encumbrance" has the same meaning as assigned to it in regulation 28(3) of the SAST Regulations, 2011



(I) Statement showing holding of securities (including shares, warrants, convertible securities) of persons belonging to the category "Public" and holding more than 1% of the total number of shares


Sr. No.	Name of the shareholder	Number of shares held	Shares as a percentage of total number of shares {i.e., Grand Total (A)+(B)+(C) indicated in Statement at para (1)(a) above}	Details of warrants		Details of convertible securities		Total shares (including underlying shares assuming full conversion of warrants and convertible securities) as a % of diluted share capital
				Number of warrants held	As a % total number of warrants of the same class	Number of convertible securities held	% w.r.t total number of convertible securities of the same class	
1	SURESHBHAI KANTILAL THAKKAR	1208682	12.09	0	0.00	0	0.00	12.09
2	RASHESH JAYANTILAL PAUN	530971	5.31	0	0.00	0	0.00	5.31
3	RELIGARE FINVEST LTD	466168	4.66	0	0.00	0	0.00	4.66
4	MONARCH RESEARCH & BROKERAGE PVT LT	456040	4.56	0	0.00	0	0.00	4.56
5	MANUBHA P VAGHELA	329798	3.30	0	0.00	0	0.00	3.30
6	LEMAN DIVERSIFIED FUND	294111	2.94	0	0.00	0	0.00	2.94
7	SUNIL KUMAR GOEL	287780	2.88	0	0.00	0	0.00	2.88
8	Sangeeta Chawalla	286523	2.87	0	0.00	0	0.00	2.87
9	TRADEBULLS SECURITIES (P) LIMITED	269666	2.70	0	0.00	0	0.00	2.70
10	GURMINDER PAL ARNEJA	213500	2.14	0	0.00	0	0.00	2.14
11	S J INFRATECH PRIVATE LIMITED	210865	2.11	0	0.00	0	0.00	2.11
12	ARISTO MEDIA AND ENTERTAINMENT PVT	198849	1.99	0	0.00	0	0.00	1.99
13	CORNHILL TRADING COMPANY PVT. LTD.	158670	1.59	0	0.00	0	0.00	1.59
14	ALBULA INVESTMENT FUND LTD	149227	1.49	0	0.00	0	0.00	1.49
15	EDELWEISS FINANCIAL ADVISORS LIMITE	127170	1.27	0	0.00	0	0.00	1.27
16	INTIME EQUITIES LIMITED	124329	1.24	0	0.00	0	0.00	1.24
17	ISL CONSULTING LIMITED	118300	1.18	0	0.00	0	0.00	1.18
18	BABULAL BHURMAL JAIN	105000	1.05	0	0.00	0	0.00	1.05
19	SRABONI SALES PRIVATE LTD	100930	1.01	0	0.00	0	0.00	1.01
20	SUBHASH CHHOTALAL MORZARIA	100000	1.00	0	0.00	0	0.00	1.00
21	DILIP CHHOTALAL MORZARIA	100000	1.00	0	0.00	0	0.00	1.00
22	ARVIND CHHOTALAL MORZARIA	100000	1.00	0	0.00	0	0.00	1.00
23	SAURABH BHARAT MEHTA	100000	1.00	0	0.00	0	0.00	1.00
	TOTAL	6036579	60.37	0	0.00	0	0.00	60.37



(D)(c)(ii) Statement showing holding of securities (including shares, warrants, convertible securities) of persons (together with PAC) belonging to the category "Public" and holding more than 5% of the total number of shares of the company								
Sr. No.	Name(s) of the shareholder(s) and the Persons Acting in Concert (PAC) with them	Number of shares	Shares as a percentage of total number of shares {i.e., Grand Total (A)+(B)+(C) indicated in Statement at para (I)(a) above}	Details of warrants		Total shares (including underlying shares assuming full conversion of warrants and convertible securities) as a % of diluted share capital		
				Number of warrants	As a % total number of warrants of the same class		Number of convertible securities held	% w.r.t total number of convertible securities of the same class
1	SURESHBHAJ KANTILAL THAKKAR	1208682	12.09	0	0.00	0	0.00	12.09
2	RASHESH JAYANTILAL PAUN	530971	5.31	0	0.00	0	0.00	5.31
TOTAL		1739653	17.40	0	0.00	0	0.00	17.40



(D)(d)	Statement showing details of locked-in shares			
Sr. No.	Name of the shareholder	Number of locked-in shares	Locked-in shares as a percentage of total number of shares {i.e., Grand Total (A)+(B)+(C) indicated in Statement at para (D)(a) above}	Promoter / Promoter Group / Public
1	NIL	0	0.00	
TOTAL			0	0.00



(II)(a) Statement showing details of Depository Receipts (DRs)				
Sr. No.	Type of outstanding DR (ADRs, GDRs, SDRs, etc.)	Number of outstanding DRs	Number of shares underlying outstanding DRs	Shares underlying outstanding DRs as a percentage of total number of shares {i.e., Grand Total (A)+(B)+(C) indicated in Statement at para (D)(a) above}
1	Nil	0	0	0.00
TOTAL				
		0	0	0.00

