


Introductory sub-table 1(a)

Name of the Company: S. E. Power Limited			
Scrip Code, Name of the scrip, class of security: BSE- 534598, NSE-SEPOWER, Equity Shares			
Quarter ended: 30/06/2014			
Partly paid-up shares:-	No. of partly paid-up shares	As a % of total no. of partly paid-up shares	As a % of total no. of shares of the company
Held by promoter/promoter group	0	0	0
Held by public	0	0	0
Total	0	0	0
Outstanding convertible securities:-	No. of outstanding securities	As a % of total no. of outstanding convertible securities	As a % of total no. of shares of the company, assuming full conversion of the convertible securities
Held by promoter/promoter group	0	0	0
Held by public	0	0	0
Total	0	0	0
Warrants:-	No. of warrants	As a % of total no. of warrants	As a % of total no. of shares of the company, assuming full conversion of warrants
Held by promoter/promoter group	0	0	0
Held by public	0	0	0
Total	0	0	0
Total paid-up capital of the company, assuming full conversion of warrants and convertible securities	Rs. 406100000 (Divided into 40610000 Equity Shares of Rs. 10 each)		



Manendra Singh
Manendra Singh
(Company Secretary)


Statement Showing Shareholding Pattern								
Category code	Category of Shareholder	Number of Shareholders	Table (I)(a)		Total shareholding as a percentage of total number of shares		Shares Pledged or otherwise encumbered	
			Total number of shares	Number of shares held in dematerialized form	As a percentage of (A+B) ¹	As a percentage of (A+B+C)	Number of shares ²	As a percentage
(I)	(II)	(III)	(IV)	(V)	(VI)	(VII)	(VIII)	(IX)= (VIII)/(IV)*100
(A)	Shareholding of Promoter and Promoter Group							
I	Indian							
(a)	Individuals/ Hindu Undivided Family	9	7378640	7378640	18.17	18.17	0	0.00
(b)	Central Government/ State Government(s)	0	0	0	0.00	0.00	0	0.00
(c)	Bodies Corporate	11	3105866	3105866	7.65	7.65	0	0.00
(d)	Financial Institutions/ Banks	0	0	0	0.00	0.00	0	0.00
(e)	Any Others(Specify)	0	0	0	0.00	0.00	0	0.00
	Sub Total(A)(I)	20	10484506	10484506	25.82	25.82	0	0.00



2	Foreign							
a	Individuals (Non-Residents Individuals/ Foreign Individuals)	0	0	0	0.00	0.00	0	0.00
b	Bodies Corporate	0	0	0	0.00	0.00	0	0.00
c	Institutions	0	0	0	0.00	0.00	0	0.00
d	Qualified Foreign Investor	0	0	0	0.00	0.00	0	0.00
e	Any Others(Specify)	0	0	0	0.00	0.00	0	0.00
	Sub Total(A)(2)	0	0	0	0.00	0.00	0	0.00
	Total Shareholding of Promoter and Promoter Group (A) = (A)(1)+(A)(2)	20	10484506	10484506	25.82	25.82	0	0.00
(B)	Public shareholding							
I	Institutions							
(a)	Mutual Funds/ UTI	0	0	0	0.00	0.00	0	0.00
(b)	Financial Institutions / Banks	0	0	0	0.00	0.00	0	0.00
(c)	Central Government/ State Government(s)	0	0	0	0.00	0.00	0	0.00
(d)	Venture Capital Funds	0	0	0	0.00	0.00	0	0.00
(e)	Insurance Companies	1	200000	200000	0.49	0.49	0	0.00
(f)	Foreign Institutional Investors	5	6561404	6561404	16.16	16.16	0	0.00
(g)	Foreign Venture Capital Investors	0	0	0	0.00	0.00	0	0.00
(h)	Qualified Foreign Investor	0	0	0	0.00	0.00	0	0.00
(i)	Any Other (specify)							
(i-i)	Share issued to Custodian for GDRs of Demerged Company	1	16250811	16250811	40.02	40.02	0	0.00
	Sub-Total (B)(1)	7	23012215	23012215	56.67	56.67	0	0.00



2	Non-institutions							
(a)	Bodies Corporate	156	5088862	5088862	12.53	12.53	0	0.00
(b)	Individuals				0.00	0.00	0	0.00
I	Individual shareholders holding nominal share capital up to Rs 1 lakh	4129	1128350	1092944	2.78	2.78	1630	0.08
II	Individual shareholders holding nominal share capital in excess of Rs. 1 lakh.	29	824175	824175	2.03	2.03	0	0.00
(c)	Qualified Foreign Investor	0	0	0	0.00	0.00	0	0.00
(d)	Any Other (specify)				0.00	0.00	0	0.00
(d-i)	Non Resident Indian	46	34285	34285	0.08	0.08	0	0.00
(d-ii)	Clearing Member/Broker/Margin trading	46	37607	37607	0.09	0.09	0	0.00
	Sub-Total (B)(2)	4406	7113279	7077873	17.52	17.52	0	0.08
(B)	Total Public Shareholding (B) = (B)(1)+(B)(2)	4413	30125494	30090088	74.18	74.18	0	0.00
								0.00
	TOTAL (A)+(B)	4433	40610000	40574594	100.00	100.00	0	0.00
(C)	Shares held by Custodians and against which Depository Receipts have been issued							
1	Promoter and Promoter Group	0	0	0		0.00	0	0.00
2	Public	0	0	0		0.00	0	0.00
	Sub-Total (C)	0	0	0		0	0	0.02
	GRAND TOTAL (A)+(B)+(C)	4433	40610000	40574594		100.00	0	0.00



(I)(b) Statement showing holding of securities (including shares, warrants, convertible securities) of persons belonging to the category "Promoter and Promoter Group"

Sr. No.	Name of the shareholder	Details of Shares held		Encumbered shares ^(*)			Details of warrants		Details of convertible securities		Total shares (including underlying shares assuming full conversion of warrants and convertible securities) as a % of diluted share capital
		Number of shares held	As a % of grand total (A)+(B)+(C)	No.	As a percentage	As a % of grand total (A)+(B)+(C) of sub-clause (I)(a)	Number of warrants held	As a % total number of warrants of the same class	Number of convertible securities held	As a % total number of convertible securities of the same class	
(I)	(II)	(III)	(IV)	(V)	(VI)=(V)/(III)*100	(VII)	(VIII)	(IX)	(X)	(XI)	(XII)
1	PURUSHOTTAM AGRAWAL	282000	0.69	0	0.00	0.00	0	0.00	0.00	0.00	0.00
2	SUNIL AGARWAL	1220000	3.00	0	0.00	0.00	0	0.00	0.00	0.00	0.00
3	SACHIN AGARWAL	1082240	2.66	0	0.00	0.00	0	0.00	0.00	0.00	0.00
4	HARISH SINGH	500	0.00	0	0.00	0.00	0	0.00	0.00	0.00	0.00
5	RAJ AGARWAL	923300	2.27	0	0.00	0.00	0	0.00	0.00	0.00	0.00
6	SHANTANU AGARWAL	1255700	3.09	0	0.00	0.00	0	0.00	0.00	0.00	0.00
7	SUNITI AGARWAL	250800	0.62								
8	SHIKHA AGARWAL	1504100	3.70	0	0.00	0.00	0	0.00	0.00	0.00	0.00
9	P. N. AGARWAL & SONS (HUF)	860000	2.12	0	0.00	0.00	0	0.00	0.00	0.00	0.00
10	SPRING INFRADEV LTD	497080	1.22	0	0.00	0.00	0	0.00	0.00	0.00	0.00
11	S. E. MICRO HOUSING FINANCE PVT LTD	1585000	3.90	0	0.00	0.00	0	0.00	0.00	0.00	0.00
12	ARADINA INFRADEV PVT LTD	127668	0.31	0	0.00	0.00	0	0.00	0.00	0.00	0.00
13	GAJODHARI CHEMICALS PVT LTD	61756	0.15	0	0.00	0.00	0	0.00	0.00	0.00	0.00
14	AGRIM MARKETING PVT LTD	164817	0.41	0	0.00	0.00	0	0.00	0.00	0.00	0.00
15	ATHENS COMPUTERS TECHNOLOGIES PVT LTD	81600	0.20	0	0.00	0.00	0	0.00	0.00	0.00	0.00
16	BABA HERBALS PRIVATE LTD	60800	0.15	0	0.00	0.00	0	0.00	0.00	0.00	0.00
17	DIAMOND INFRADEV PVT LTD	196920	0.48	0	0.00	0.00	0	0.00	0.00	0.00	0.00
18	BALRAM RETAILS PVT LTD	72632	0.18	0	0.00	0.00	0	0.00	0.00	0.00	0.00
19	BHAVYA ELECTRONICS AND NETWORKS PVT LTD	62608	0.15	0	0.00	0.00	0	0.00	0.00	0.00	0.00
20	SUPERTECK PRINTING PVT LTD	194985	0.48	0	0.00	0.00	0	0.00	0.00	0.00	0.00
	TOTAL	10484506	25.82	0	0.00	0.00	0	0.00	0.00	0.00	0.00

(*) The term "encumbrance" has the same meaning as assigned to it in regulation 28(3) of the SAST Regulations, 2011




(I)(c)(i) Statement showing holding of securities (including shares, warrants, convertible securities) of persons belonging to the category "Public" and holding more than 1% of the total number of shares

Sr. No.	Name of the shareholder	Number of shares held	Shares as a percentage of total number of shares (i.e., Grand Total (A)+(B)+(C) indicated in Statement at para (I)(a) above}	Details of warrants		Details of convertible securities		Total shares (including underlying shares assuming full conversion of warrants and convertible securities) as a % of diluted share capital
				Number of warrants held	As a % total number of warrants of the same class	Number of convertible securities held	% w.r.t total number of convertible securities of the same class	
1	THE BANK OF NEW YORK MELLON DR	16250811	40.02	0	0.00	0	0.00	0.00
2	DAVOS INTERNATIONAL FUND	2729449	6.72	0	0.00	0	0.00	0.00
3	ELARA INDIA OPPORTUNITIES FUND LIMITED	2144704	5.28	0	0.00	0	0.00	0.00
4	KUVERA CAPITAL PARTNERS LLP A/C KUVERA FUND LIMITED	1629760	4.01	0	0.00	0	0.00	0.00
5	GAUPAL PRODUCTS PVT. LTD.	460000	1.13	0	0.00	0	0.00	0.00
6	KRISHNA HUMAN RESOURCE MANAGEMENT PVT. LTD.	1386000	3.41	0	0.00	0	0.00	0.00
7	RADHA CHEMICALS PRIVATE LIMITED	580000	1.43	0	0.00	0	0.00	0.00
	TOTAL	25180724	62.01	0	0.00	0	0.00	0.00



(1)(c)(ii) Statement showing holding of securities (including shares, warrants, convertible securities) of persons (together with PAC) belonging to the category "Public" and holding more than 5% of the total number of shares of the company

Sr. No.	Name(s) of the shareholder(s) and the Persons Acting in Concert (PAC) with them	Number of shares	Shares as a percentage of total number of shares {i.e., Grand Total (A)+(B)+(C) indicated in Statement at para (I)(a) above}	Details of warrants		Details of convertible securities		Total shares (including underlying shares assuming full conversion of warrants and convertible securities) as a % of diluted share capital
				Number of warrants	As a % total number of warrants of the same class	Number of convertible securities held	% w.r.t total number of convertible securities of the same class	
1	THE BANK OF NEW YORK MELLON DR	16250811	40.02	0	0.00	0	0.00	0.00
2	DAVOS INTERNATIONAL FUND	2729449	6.72	0	0.00	0	0.00	0.00
3	ELARA INDIA OPPORTUNITIES FUND LIMITED	2144704	5.28	0	0.00	0	0.00	0.00
	TOTAL	21124964	52.02	0	0.00	0	0.00	0.00



(II)(b) Statement showing holding of Depository Receipts (DRs), where underlying shares held by "promoter/promoter group" are in excess of 1% of the total number of shares

Sr. No.	Name of the DR Holder	Type of outstanding DR (ADRs, GDRs, SDRs, etc.)	Number of shares underlying outstanding DRs	Shares underlying outstanding DRs as a percentage of total number of shares {i.e., Grand Total (A)+(B)+(C) indicated in Statement at para (I)(a) above}
1	Nil	0	0	0.00
2				
3				
4				
5				
6				
7				
8				
9				
	TOTAL	0	0	0.00

