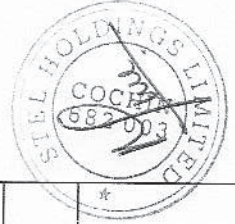


Statement showing Shareholding Pattern

Introductory Sub table (I)(a)

Name of the Company: **STEL HOLDINGS LIMITED**
 Scrip Code, Name of the scrip, class of security: **STEL/533316**
 Quarter ended: **June 30, 2014**

Partly paid-up shares	No. of partly paid up shares	As a % of total no. of partly paid-up shares	As a % of total no. of shares of the Company
Held by promoter/ promoter group	Nil	NA	NA
Held by public	Nil	NA	NA
Total	Nil	NA	NA
Outstanding convertible securities	No. of outstanding securities	As a % of total no. of outstanding convertible securities	As a % of total no. of shares of the company, assuming full conversion of the convertible securities
Held by Promoter/ Promoter Group	N.A.	Nil	Nil
Held by public	N.A.	Nil	Nil
Total	N.A.	Nil	Nil
Warrants	No. of warrants	As a % of total no. of warrants	As a % of total no. of shares of the Company, assuming full conversion of warrants
Held by Promoter/ Promoter Group	N.A.	N.A.	N.A.
Held by Public	N.A.	N.A.	N.A.
TOTAL	N.A.	N.A.	N.A.
<p>Total paid-up capital of the Company, assuming full conversion of warrants and convertible securities</p> <p>Total paid up capital of the Company stands at Rs.184554050 divided into 18455405 shares of Rs.10/- each. The Company has not issued any convertible warrants / securities.</p>			



(I) (a) Statement showing Shareholding Pattern

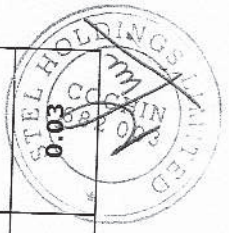
STEL HOLDINGS LIMITED

Code: STEL/533316

Quarter ended: June 30, 2014

Category Code	Category of Shareholder	No. of shareholders	Total No. of shares	No. of shares held in dematerialized form	Total shareholding as a % of total number of shares		Shares pledged or otherwise encumbered	
					As a % of (A+B) VI	As a % of (A+B+C) VII	No. of shares VIII	As a % VIII / IV IX
I	II	III	IV	V				
(A)	Shareholding of Promoter and Promoter Group							
(1)	Indian							
(a)	Individuals/Hindu undivided family	3	90000	90000	0.49	0.49	NIL	NIL
(b)	Central Government / State Government(s)	0	0	0	0.00	0.00	NIL	NIL
(c)	Bodies Corporate	11	5292116	5292116	28.67	28.67	NIL	NIL
(d)	Financial Institutions / Banks	0	0	0	0.00	0.00	NIL	NIL
(e)	Any other (Trusts)	6	262080	262080	1.42	1.42	NIL	NIL
	Sub-Total (A)(1)	20	5644196	5644196	30.58	30.58	NIL	NIL

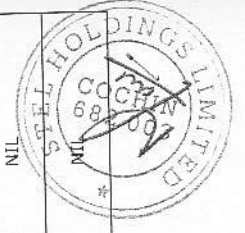




	Sub-Total (B)(1)	18	43248	42298	0.23	0.23	NIL	NIL
(2)	Non Institutions							
(a)	Bodies Corporate	362	1340359	1330069	7.26	7.26	5500	0.41
(b)	Individuals							
	i) Individual shareholders holding nominal share capital up to Rs.1 lac	25943	4978539	3938197	26.98	26.98	89	0.002
	ii) Individual shareholders holding nominal share capital in excess of Rs.1 lakh	46	2356771	2356771	12.77	12.77	NIL	NIL
(c)	Any Other (specify)							
	Clearing Member	62	80662	80662	0.44	0.44	NIL	NIL
	Market Maker	15	3217	3217	0.02	0.02	NIL	NIL
	Unclaimed Shares	1	186780	186780	1.01	1.01	NIL	NIL
	Office Bearers	0	0	0	0.00	0.00	NIL	NIL
	NRI (Repatriate)	110	84841	80736	0.46	0.46	NIL	NIL
	NRI (Non-Repatriate)	67	30048	30048	0.16	0.16	NIL	NIL
	HUF	128	64654	64654	0.35	0.35	NIL	NIL
	TRUSTS	2	2090	2090	0.01	0.01	NIL	NIL
	Sub-total (B)(2)	26736	9127961	8073224	49.46	49.46	5589	0.06
	Total Public shareholding (B)=(B)(1)+(B)(2)	26754	9171209	8115522	49.69	49.69	5589	0.06
	TOTAL (A)+(B)	26775	18455405	13759718	100.00	100.00	5589	0.03
(C)	Shares held by Custodians against which depository receipts have been issued.	0	0	0	0.00	0.00	NIL	NIL
	GRAND TOTAL (A)+(B)+(C)	26775	18455405	13759718	100.00	100.00	5589	

Statement showing holding of securities (including shares, warrants, convertible securities) of persons belonging to the category "Promoter and Promoter Group"

Name of the Shareholder (II)	Details of shares held		Encumbered Shares		Details of warrants		Details of convertible securities		Total shares (including underlying shares) assuming full conversion of warrants and convertible securities as a % of diluted share capital (XII)	
	No. of shares held (III)	As a % of grand total (A)+(B)+(C) (IV)	Number (V)	As a % (VI)=(V)/(III)*100	As a % of grand total (A)+(B)+(C) of sub-clause (I)(a) (VII)	No. of warrants held (VIII)	As a % total no. of warrants of the same class (IX)	No. of convertible securities held (X)		As a % total no. of convertible securities of the same class (XI)
Indians Individuals / HUF										
Rama Prasad Goenka	10000	0.05								
Sanjiv Goenka	35000	0.19								
Harsh Vardhan Goenka	45000	0.24								
TOTAL	90000	0.48	NIL	NIL	NIL	NIL	NIL	NIL	NIL	
Bodies corporate										
Universal Industrial Fund Limited	508558	2.76								
Saregama India Limited	100	0.00								
Zensar Technologies Limited	100	0.00								
Instant Holdings Limited	1605200	8.70								
Summit Securities Limited	878501	4.76								
Puffin Investments Limited	320230	1.73								
Carnival Investments Limited	1363580	7.39								
Peregine Enterprises Limited	2650	0.01								
Swallow Associates LLP	613197	3.32								
Pradip Kumar Khaitan (For and on behalf of HML Trusts I,II,III,IV,V &VI)	262080	1.44								
TOTAL	5554196	30.11	NIL	NIL	NIL	NIL	NIL	NIL	NIL	
Foreign Body Corporate										
Malayalam Plantations Holdings	3640000	19.72								
TOTAL	3640000	19.72	NIL	NIL	NIL	NIL	NIL	NIL	NIL	
GRAND TOTAL	9284196	50.31	NIL	NIL	NIL	NIL	NIL	NIL	NIL	



(I)(c)(i) Statement showing holding of securities (including shares, warrants, convertible securities) of persons belonging to the category "Public" and holding more than 1% of the total number of shares

Sl. No.	Name of Shareholder	No. of Shares held	Shares as a percentage of total number of shares (i.e. Grand Total(A)+(B)+(C) indicated in Statement at para (I)(a)above	Details of warrants		Details of convertible securities		Total shares (including underlying shares assuming full conversion of warrants and convertible securities) as a % of diluted share capital
				No. of warrants held	As a % total no. of warrants of the same class	No. of convertible securities held	% w.r.t. total no of convertible securities of the same class	
1	Hitesh Ramji Javeri	750601	4.07	NIL	NIL	NIL	NIL	NIL
2	Globe Capital Market Limited	405691	2.20	NIL	NIL	NIL	NIL	NIL
3	Jaisukh Vinimoy Pvt. Ltd.	314000	1.70	NIL	NIL	NIL	NIL	NIL
4	Chinappa M B	268694	1.46	NIL	NIL	NIL	NIL	NIL
	Total	1738986	9.43					

(I)(c)(ii) Statement showing holding of securities (including shares, warrants, convertible securities) of persons (together with PAC) belonging to the category "Public" and holding more than 5% of the total no. of shares of the Company

Sl. No.	Name(s) of the shareholder(s) and the Persons Acting in Concert (PAC) with them	No. of Shares	Shares as a % of total No. of shares (i.e. Grand Total (A)+(B)+(C) indicated in statement at para (1)(a) above	Details of warrants		Details of convertible securities		Total shares (including underlying shares assuming full conversion of warrants and convertible securities) as a % of diluted share capital
				No. of warrants held	As a % total no. of warrants of the same class	No. of convertible securities held	% w.r.t. total no of convertible securities of the same class	
	NIL	NIL	NIL	NIL	NIL	NIL	NIL	NIL



(I)(d) Statement showing details of locked-in-shares

Sl. No.	Name of the Shareholder	Category of shareholders (Promoters/Public)	No. of locked-in shares	Locked-in shares as a percentage of total number of shares (i.e. Grand Total (A)+(B)+(C) indicated in statement at (i)(a) above
NIL	NIL	NIL	NIL	NIL



(II)(a) Statement showing details of Depository Receipts (DRs)

Sl. No.	Type of outstanding DR (ADRs, GDRs, SDRs, etc.)	Number of outstanding DRs	No. of shares underlying outstanding DRs	Shares underlying outstanding DRs as a % of total number of shares {I.e. Grand Total (A)+(B)+(C) indicated in statement at para (1)(a) above}
NIL	NIL	NIL	NIL	NIL

(II)(b) Statement showing Holding of Depository Receipts (DRs), where underlying shares are in excess of 1% of the total number of shares

Sl. No.	Name of the DR Holder	Type of outstanding DR (ADRs, GDRs, SDRs etc.)	No. of shares underlying outstanding DRs	Shares underlying outstanding DRs as a % of total number of shares {I.e. Grand Total(A)+(B)+(C) indicated in statement at para (I) (a) above}
NIL	NIL	NIL	NIL	NIL

