

REF:SEL:BSE:14-15/17378

July 07, 2014

To,
Bombay Stock Exchange Limited
PJ Tower, Dalal Street,
Mumbai – 400 001
Fax No.022-22722037-39
Equity Scrip Code:532710

To,
National Stock Exchange of India
Ltd.
Exchange Plaza,
Plot no. C/1, G Block,
Bandra-Kurla Complex, Bandra (E)
Mumbai - 400 051
Fax No.022-26598237-38
Equity Scrip Name: SADBHAV

Sub: Quarterly Corporate Governance Report – Clause 49 and Shareholding Pattern – Clause 35

Dear Sir,


In Compliance to the provision of Listing Agreements, we are enclosing herewith following :

- 1) In compliance to clause 49, quarterly Corporate Governance Report for the quarter ended on June 30, 2014.
- 2) In compliance to clause 35, Shareholding pattern in new format for the quarter ended on June 30, 2014.

Kindly take the information on records and oblige.

Thanking you,

For Sadbhav Engineering Limited


Vijay Kalyani
Company Secretary

Encl: As above

Sadbhav Engineering Limited

Regd Office : "Sadbhav House"

Opp. Law Garden Police Chowki,

Ellisbridge, Ahmedabad- 380006.

T : +91 79 26463384 F : +91 79 26400210

Web : www.sadbhaveng.com

E : sel@sadbhaveng.com CIN : L45400GJ1988PLC011322

I (a) Statement Showing Shareholding Pattern

Name of the Company: **Sadbhav Engineering Limited**


Scrip Code:- **532710** Name of the Scrip:- **SADBHAV class of Security:- Equity**

Quarter ended on **JUNE, 2014**

Partly paid-up shares:	No. of partly paid-up shares	As a % of total no. of partly paid-up shares	As a % of total no. of shares of the company
Held by promoter/promoter group	0	0	0
Held by public	0	0	0
Total ----->	0	0	0
Outstanding convertible securities:-	No. of outstanding Securities	As a % of total no. of outstanding convertible securities	As a % of total no. of shares of the company, assuming full conversion of the convertible securities
Held by promoter/promoter group	0	0	0
Held by public	0	0	0
Total ----->	0	0	0
Warrants:-	No. of Warrants	As a % of total no. of warrants	As a % of total no. of shares of the company, assuming full conversion of warrants
Held by promoter/promoter group	8000000	100.00	5.01
Held by public	0	0.00	0.00
Total ----->	8000000	100	5.01
Total paid-up capital of the company, assuming full of conversion of warrants and convertible securities		159794800	




I(a) Category code (1)	Statement Showing Shareholding Pattern						Total shareholding as a percentage of total number of shares		Shares pledged or otherwise encumbered	
	Category of Shareholder (II)	Number of Shareholders (III)	Total number of shares (IV)	Number of shares held in dematerialized form (V)	As a percentage of (A+B) ¹ (VI)		As a percentage of (A+B+C) (VII)	Number of shares (VIII)	As a percentage IX=(VIII)/(IV)* 100	
(A)	Shareholding of Promoter and Promoter Group ²									
1	Indian	13	52256765	52256765	34.43	34.43	0	0.00		
(a)	Individuals/ Hindu Undivided Family		0	0	0.00	0.00	0	0.00		
(b)	Central Government/ State Government(s)		1	16545275	10.90	10.90	0	0.00		
(c)	Bodies Corporate		0	0	0.00	0.00	0	0.00		
(d)	Financial Institutions/ Banks		1	3993840	2.63	2.63	0	0.00		
(e)	Any Others(Specify)- Trust									
	Sub Total(A)(1)	15	72795880	72795880	47.96	47.96	0	0.00		
2	Foreign									
a	Individuals (Non-Residents Individuals/ Foreign Individuals)	0	0	0	0.00	0.00	0	0.00		
b	Bodies Corporate	0	0	0	0.00	0.00	0	0.00		
c	Institutions	0	0	0	0.00	0.00	0	0.00		
d	Qualified Foreign Investor	0	0	0	0.00	0.00	0	0.00		
e	Any Others(Specify)	0	0	0	0.00	0.00	0	0.00		
	Sub Total(A)(2)	0	0	0	0.00	0.00	0	0.00		
	Total Shareholding of Promoter and Promoter Group (A)= (A)(1)+(A)(2)	15	72795880	72795880	47.96	47.96	0	0.00		



Category code (I)	Category of Shareholder (II)	Number of Shareholders (III)	Total number of shares (IV)	Number of shares held in dematerialized form (V)	Total shareholding as a percentage of total number of shares		Shares pledged or otherwise encumbered		
					As a percentage of (A+B) (VI)	As a percentage of (A+B+C) (VII)	Number of shares (VIII)	As a percentage IX=(VIII/(IV))*100	
(B)	Public shareholding								
I	Institutions								
(a)	Mutual Funds/ UTI	72	40187385	40187385	26.47	26.47	0	0.00	
(b)	Financial Institutions/ Banks	3	11233	11233	0.01	0.01	9325	83.01	
(c)	Central Government/ State Government(s)	0	0	0	0.00	0.00	0	0.00	
(d)	Venture Capital Funds	0	0	0	0.00	0.00	0	0.00	
(e)	Insurance Companies	0	0	0	0.00	0.00	0	0.00	
(f)	Foreign Institutional Investors	39	23414432	23414432	15.43	15.43	0	0.00	
(g)	Foreign Venture Capital Investors	0	0	0	0.00	0.00	0	0.00	
(h)	Qualified Foreign Investor	0	0	0	0.00	0.00	0	0.00	
(i)	Any Other (specify)	0	0	0	0.00	0.00	0	0.00	
	Sub-Total (B)(I)	114	63613050	63613050	41.91	41.91	9325	0.01	
B.2	Non-institutions								
(a)	Bodies Corporate	319	10567660	10567660	6.96	6.96	795975	7.53	
(b)	Individuals								
	Individuals -i. Individual shareholders holding nominal share capital up to Rs 1 lakh	8651	3933477	3932847	2.59	2.59	66504	1.69	
I	Individual shareholders holding nominal share capital in excess of Rs. 1 lakh.								
II	Individual shareholders holding nominal share capital in excess of Rs. 1 lakh.	1	500000	500000	0.33	0.33	0	0.00	
(c)	Qualified Foreign Investor	0	0	0	0.00	0.00	0	0.00	
(d)	Any Other (specify)								
(d-i)	Clearing Member	152	240145	240145	0.16	0.16	2365	0.98	
(d-ii)	NRI	156	90057	90057	0.06	0.06	0	0.00	
(d-iii)	OCB	0	0	0	0.00	0.00	0	0.00	
(d-iv)	NRI (Non Repatriable)	54	54531	54531	0.04	0.04	0	0.00	
(d-v)	Hindu Undivided Family	0	0	0	0.00	0.00	0	0.00	
(d-vi)	Trust	0	0	0	0.00	0.00	0	0.00	
	Sub-Total (B)(2)	9333	15385870	15385240	10.14	10.14	864844	5.62	
(B)	Total Public Shareholding (B)=	9447	78998920	78998290	52.04	52.04	874169	1.11	
	TOTAL (A)+(B)	9462	151794800	151794170	100	100	874169	0.58	


Category code (I)	Category of Shareholder (II)	Number of Shareholders (III)	Total number of shares (IV)	Number of shares held in dematerialized form (V)	Total shareholding as a percentage of total number of shares		Shares pledged or otherwise encumbered		
					As a percentage of (A+B) (VI)	As a percentage of (A+B+C) (VII)	Number of shares (VIII)	As a percentage IX=(VIII/(IV))* 100	
(C)	Shares held by Custodians and against which Depository Receipts have been issued								
(1)	Promoter and Promoter Group	0	0	0	0	0	0	0	0
(2)	Public	0	0	0	0	0	0	0	0
	GRAND TOTAL (A)+(B)+(C)	9462	151794800	151794170	100.00	100.00	874169	0.58	



(1) (b) Statement showing holding of securities (including shares, warrants, convertible securities) of persons belonging to the category "Promoter and Promoter Group"

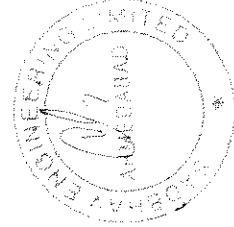
Sr. No.	Name of the shareholder (II)	Details of shares held		Encumbered shares (*)			Details of warrants		Details of convertible securities		Total shares (including underlying shares assuming full warrants and convertible securities) as a % of diluted share capital (XII)
		No. of shares held (III)	As a % of grand total (A)+(B)+(C) (IV)	No. (V)	As a percentage (VI)=(V)/ (III)*100 (VII)	As a % of grand total (A)+(B)+(C) of sub-clause (I) (a) (VII)	No. of warrants held (VIII)	As a % total number of warrants of the same class (IX)	Number of convertible securities held (X)	As a % total number of convertible securities of the same class (XI)	
1	Vishnubhai M. Patel	17829220	11.75	0	0	0	5600000	70.00	0	0	14.66
2	Shantaben V. Patel	14715375	9.69	0	0	0	0	0.00	0	0	9.21
3	Girish N. Patel	675500	0.45	0	0	0	0	0.00	0	0	0.42
4	Shashin V. Patel	5499720	3.62	0	0	0	0	0.00	0	0	3.44
5	Vikram R. Patel	3408750	2.25	0	0	0	1200000	15.00	0	0	2.88
6	Vasistha C. Patel	2002150	1.32	0	0	0	1200000	15.00	0	0	2.00
7	Vishnubhai M. Patel -HUF	4581700	3.02	0	0	0	0	0.00	0	0	2.87
8	Santokba Trust	3993840	2.63	0	0	0	0	0.00	0	0	2.50
9	Sadbhav Finstock Private Limited	16545275	10.90	0	0	0	0	0.00	0	0	10.35
10	Vipul H. Patel	166850	0.11	0	0	0	0	0.00	0	0	0.10
11	Patel Rekhaben Vishnubhai	675500	0.45	0	0	0	0	0.00	0	0	0.42
12	Patel Truptiben Vishnubhai	675500	0.45	0	0	0	0	0.00	0	0	0.42
13	Bhavna Vikramkumar Patel	675500	0.45	0	0	0	0	0.00	0	0	0.42
14	Alpa Dharmin Patel	675500	0.45	0	0	0	0	0.00	0	0	0.42
15	Patel Rajeshreeben Vishnubhai	675500	0.45	0	0	0	0	0.00	0	0	0.42
	TOTAL	72795880	47.96	0	0	0	8000000	100.00	0	0	50.56

(* The term "encumbrance" has the same meaning as assigned to it in regulation 28(3) of the SAST Regulations, 2011



(1) (c) (i) Statement showing holding of securities (including shares, warrants, convertible securities) of persons belonging to the category "Public" and holding more than 1% of the total number of shares.

Sr. No.	Name of the Shareholder	No. of shares held	Shares as a percentage of total number of shares (i.e., Grand Total (A)+(B)+(C) indicated in statement at para (1) (a) above)	Details of warrants		Details of convertible securities		Total shares (including underlying shares assuming full conversion of warrants and convertible securities) as a % of diluted shares of capital
				No. of warrants held	As a % total number of warrants of the same class	Number of convertible securities held	% w.r.t. total number of convertible securities of the same class	
1	TATA Trustee Co Ltd A/C TATA Mutual Fund- TATA Infrastructure Fund	4607137	3.04	0	0	0	0	2.88
2	HDFC Trustee Company Limited HDFC Tax Saver Fund	6850724	4.51	0	0	0	0	4.29
3	Nomura India Investment Fund Mother Fund	1981296	1.31	0	0	0	0	1.24
4	EastSpring Investments India Infrastructure Equity Open Limited	3760562	2.48	0	0	0	0	2.35
5	Government Pension Fund Global	4223132	2.78	0	0	0	0	2.64
6	ICICI Prudential Value Discovery Fund	14188296	9.35	0	0	0	0	8.88
7	TVF Fund Ltd.	1899471	1.25	0	0	0	0	1.19
8	DSP Blackrock Equity Fund	6296125	4.15	0	0	0	0	3.94
9	Birla Sun Life Trustee Company Private Limited A/c Birla Sun Life Midcap Fund	3406751	2.24	0	0	0	0	2.13
10	Emerging India Focus Funds	2645628	1.74	0	0	0	0	1.66
11	ICICI Prudential Life Insurance Company Ltd.	5552611	3.66	0	0	0	0	3.47
12	Kuwait Investment Authority Fund 225	2141558	1.41	0	0	0	0	1.34
13	CitiGroup Global Markets Mauritius Pvt. Ltd.	1804980	1.19	0	0	0	0	1.13
14	Franklin Templeton Mutual Fund A/c Franklin India Flexi Cap Fund	1943279	1.28	0	0	0	0	1.22
	TOTAL	61301550	40.38	0	0	0	0	38.36



(i) (c) (II) Statement showing holding of securities (including shares, warrants, convertible securities) of persons (together with PAC) belonging to the category "Public" and holding more than 5% of the total number of shares of the company.

Sr.No.	Name(s) of the shareholder(s) and the Persons Acting in Concert (PAC) with them	Number of shares	Shares as a percentage of total number of shares {i.e., Grand Total (A)+(B)+(C) indicated in Statement at para (I) (a) above}	Details of warrants			Details of convertible securities		Total shares (including underlying shares assuming full conversions of warrants and convertible securities) as a % of diluted share capital
				Number of warrants	As a % total number of warrants of the same class	No. of convertible securities held	% w.r.t total number of convertible securities of the same class		
1	ICI PRUDENTIAL VALUE DISCOVERY FUND	14188296	9.35	0	0	0	0	0	8.88
	TOTAL	14188296	9.35	0.00	0.00	0.00	0.00	0.00	8.88



(I)(d) Statement showing details of locked-in shares

Sr. No.	Name of the shareholder	Number of locked-in shares	Locked-in shares as a percentage of total number of shares {i.e., Grand Total (A)+(B)+(C) indicated in Statement at para (I)(a) above}	Promoter/Promoter Group/Public
			NIL	

