



Statement Showing Shareholding Pattern

Category code	Category of Shareholder	Number of Shareholders	Table (I)(a)				Total shareholding as a percentage of total number of shares		Shares Pledged or otherwise encumbered	
			Total number of shares	Number of shares held in dematerialized form	As a percentage of (A+B) ¹	As a percentage of (A+B+C)	Number of shares	As a percentage		
(I)	(II)	(III)	(IV)	(V)	(VI)	(VII)	(VIII)	(VIII)/(IV)		
(A)	Shareholding of Promoter and Promoter Group ²									
1	Indian									
(a)	Individuals/ Hindu Undivided Family	8	5317337	5317337	60.37	60.37	0	0.00	0.00	
(b)	Central Government/ State Government(s)	0	0	0	0.00	0.00	0	0.00	0.00	
(c)	Bodies Corporate	1	558929	558929	6.35	6.35	0	0.00	0.00	
(d)	Financial Institutions/ Banks	0	0	0	0.00	0.00	0	0.00	0.00	
(e)	Any Others(Specify)	0	0	0	0.00	0.00	0	0.00	0.00	
(e-i)										
(e-ii)										
	Sub Total(A)(1)	9	5876266	5876266	66.72	66.72	0	0.00	0.00	
2	Foreign									
a	Individuals (Non-Residents Individuals/Foreign Individuals)	0	0	0	0.00	0.00	0	0.00	0.00	
b	Bodies Corporate	0	0	0	0.00	0.00	0	0.00	0.00	
c	Institutions	0	0	0	0.00	0.00	0	0.00	0.00	
d	Qualified Foreign Investor	0	0	0	0.00	0.00	0	0.00	0.00	
e	Any Others(Specify)									
e-i										
e-ii										
	Sub Total(A)(2)	0	0	0	-0.00	0.00	0	0.00	0.00	
	Total Shareholding of Promoter and Promoter Group (A)= (A)(1)+(A)(2)	9	5876266	5876266	66.72	66.72	0	0.00	0.00	





(B)	Public shareholding												
I	Institutions												
(a)	Mutual Funds/ UTI	1	400	0	0.01	0.01	0	0	0.00				0.00
(b)	Financial Institutions / Banks	1	100	0	0.00	0.00	0	0	0.00				0.00
(c)	Central Government/ State Government(s)	0	0	0	0.00	0.00	0	0	0.00				0.00
(d)	Venture Capital Funds	0	0	0	0.00	0.00	0	0	0.00				0.00
(e)	Insurance Companies	0	0	0	0.00	0.00	0	0	0.00				0.00
(f)	Foreign Institutional Investors	2	200	0	0.00	0.00	0	0	0.00				0.00
(g)	Foreign Venture Capital Investors	0	0	0	0.00	0.00	0	0	0.00				0.00
(h)	Qualified Foreign Investor	0	0	0	0.00	0.00	0	0	0.00				0.00
(i)	Any Other (specify)												
(i-i)													
(i-ii)													
	Sub-Total (B)(1)	4	700	0	0.01	0.01	0	0	0.01	0.01	0	0	0.00
B 2	Non-institutions												
(a)	Bodies Corporate	177	1005792	1000691	11.42	11.42							
(b)	Individuals												
	i. Individual shareholders holding nominal share capital up to Rs 1 lakh	4858	1277089	1112004	14.50	14.50							
	ii. Individual shareholders holding nominal share capital in excess of Rs. 1 lakh.	17	498137	498137	5.65	5.65							
(c)	Qualified Foreign Investor	0	0	0	0.00	0.00							
(d)	Any Other (specify) (NRI)	37	56386	56386	0.64	0.64							
(d-i)	Clearing House / Public Trusts	1	2300	2300	0.03	0.03							
(d-ii)	Corporate Bodies (OCB)	1	175	175	0.00	0.00							
(d-iii)	Hindu Undivided Family	124	82948	82948	0.94	0.94							
(d-iv)	Clearing Members / House	26	7507	7507	0.09	0.09							
	Sub-Total (B)(2)	5241	2930334	2760148	33.27	33.27							
(B)	Total Public Shareholding (B)= (B)(1)+(B)(2)	5245	2931034	2760148	33.28	33.28							
	TOTAL (A)+(B)	5254	8807300	8636414	100.00	100.00							

(C)	Shares held by Custodians and against which Depository Receipts have been issued																		
1	Promoter and Promoter Group	0	0	0	0	0	0	0	0	0	0	0	0	0	0	0	0	0	0
2	Public	0	0	0	0	0	0	0	0	0	0	0	0	0	0	0	0	0	0
	Sub-Total (C)	0	0	0	0	0	0	0	0	0	0	0	0	0	0	0	0	0	0
	GRAND TOTAL (A)+(B)+(C)	5254	8807300	8636414	100.00	100.00	100.00	100.00	100.00	100.00	100.00	100.00	100.00	100.00	100.00	100.00	100.00	100.00	100.00



Sr. No. NOTES

- 1
- 2
- 3
- 4
- 5
- 6
- 7
- 8
- 9


NIL



Introductory Sub-table (D)(a)

Name of the Company: SALORA INTERNATIONAL LTD.
 Scrip Code, Name of the scrip, class of security: 500370, SALORAINTL, EQUITY SHARES
 Quarter ended: 30th June, 2014

Partly paid-up shares:-	No. of partly paid-up shares	As a % of total no. of partly paid-up shares	As a % of total no. of shares of the Company
Held by Promoter/ Promoter Group	NIL	NIL	NIL
Held by Public	NIL	NIL	NIL
Total	NIL	NIL	NIL
Outstanding convertible securities:-	No. of outstanding securities	As a % of total no. of outstanding convertible securities	As a % of total no. of shares of the Company, assuming full conversion of the convertible securities
Held by Promoter/ Promoter Group	NIL	NIL	NIL
Held by Public	NIL	NIL	NIL
Total	NIL	NIL	NIL
Warrants:-	No. of warrants	As a % of total no. of warrant	As a % of total no. of shares of the Company, assuming full conversion of Warrants
Held by Promoter/ Promoter Group	NIL	NIL	NIL
Held by Public	NIL	NIL	NIL
Total	NIL	NIL	NIL
Total paid-up capital of the Company, assuming full conversion of warrants and convertible securities	N.A		




(D)(b) Statement showing holding of securities (including shares, warrants, convertible securities) of persons belonging to the category "Promoter and Promoter Group"

Sr. No.	Name of the shareholder	Details of Shares held		Encumbered shares (*)			Details of warrants			Details of convertible securities		Total shares (including underlying shares assuming full conversion of warrants and convertible securities) as a % of diluted share capital
		Number of shares held	As a % of grand total (A)+(B)+(C)	No.	As a percentage	As a % of grand total (A)+(B)+(C) of sub-clause (I)(a)	Number of warrants held	As a % total number of the same class	Number of convertible securities held	As a % total number of convertible securities of the same class		
(i)	(ii)	(iii)	(iv)	(v)	(vi) = (v)/(iii) * 100	(vii)	(viii)	(ix)	(x)	(xi)	(xii)	
1	SITARAM JIWARAJKA (HUF)	33000	0.37		0.00	0.00		0.00		0.00	0.00	
2	GOPAL KUMAR JIWARAJKA	2029117	23.04		0.00	0.00		0.00		0.00	0.00	
3	GOPAL KUMAR JIWARAJKA HUF	1498988	17.02		0.00	0.00		0.00		0.00	0.00	
4	SAVITRI DEVI JIWARAJKA	276894	3.14		0.00	0.00		0.00		0.00	0.00	
5	NEETU JIWARAJKA	731410	8.30		0.00	0.00		0.00		0.00	0.00	
6	TARUN JIWARAJKA	372741	4.23		0.00	0.00		0.00		0.00	0.00	
7	AYUSH JIWARAJKA	375087	4.26		0.00	0.00		0.00		0.00	0.00	
8	P. N. MEHTA	100	0.00		0.00	0.00		0.00		0.00	0.00	
9	MANORI PROPERTIES PVT. LTD.	558929	6.35		0.00	0.00		0.00		0.00	0.00	
TOTAL		5876266	66.72		0.00	0.00		0.00		0.00	0.00	




(D)(c)(i) Statement showing holding of securities (including shares, warrants, convertible securities) of persons belonging to the category "Public" and holding more than 1% of the total number of shares									
Sr. No.	Name of the shareholder	Number of shares held	Shares as a percentage of total number of shares {i.e., Grand Total (A)+(B)+(C) indicated in Statement at para (I)(a) above}	Details of warrants		Details of convertible securities		Total shares (including underlying shares assuming full conversion of warrants and convertible securities) as a % of diluted share capital	
				Number of warrants held	As a % total number of warrants of the same class	Number of convertible securities held	% w.r.t total number of convertible securities of the same class		
1	JM FINANCIAL SERVICES LTD.	185799	2.11	0.00	0.00	0.00	0.00	0.00	
2	DARSHAN FINANCIAL SERVICES PVT. LTD.	146629	1.66	0.00	0.00	0.00	0.00	0.00	
3	NEW MILLENIUM TECHNOLOGY MANAGEMENT LTD.	119146	1.35	0.00	0.00	0.00	0.00	0.00	
4	ATRUN FISCAL PVT. LTD	111504	1.27	0.00	0.00	0.00	0.00	0.00	
5	GLOBE FINCAP LTD.	103847	1.18	0.00	0.00	0.00	0.00	0.00	
6	RAVIRAJ DEVELOPERS LTD.	98553	1.12	0.00	0.00	0.00	0.00	0.00	
7	ANUJ SANTOSH KUMAR GANERIWAL	92846	1.05						
TOTAL		858324	9.74	0.00	0.00	0.00	0.00	0.00	




(D)(c)(ii) Statement showing holding of securities (including shares, warrants, convertible securities) of persons (together with PAC) belonging to the category "Public" and holding more than 5% of the total number of shares of the company

Sr. No.	Name(s) of the shareholder(s) and the Persons Acting in Concert (PAC) with them	Number of shares	Shares as a percentage of total number of shares {i.e., Grand Total (A)+(B)+(C) indicated in Statement at para (D)(a) above}	Details of warrants		Details of convertible securities		Total shares (including underlying shares assuming full conversion of warrants and convertible securities) as a % of diluted share capital
				Number of warrants	As a % total number of warrants of the same class	Number of convertible securities held	% w.r.t total number of convertible securities of the same class	
1		0.00	0.00		0.00		0.00	
2		0.00	0.00		0.00		0.00	
3		0.00	0.00		0.00		0.00	
4		0.00	0.00		0.00		0.00	
5		0.00	0.00		0.00		0.00	
6		0.00	0.00		0.00		0.00	
7		0.00	0.00		0.00		0.00	
8		0.00	0.00		0.00		0.00	
9		0.00	0.00		0.00		0.00	
10		0.00	0.00		0.00		0.00	
TOTAL		0		0		0		




(D)(d) Statement showing details of locked-in shares

Sr. No.	Name of the shareholder	Number of locked-in shares	Locked-in shares as a percentage of total number of shares {i.e., Grand Total (A)+(B)+(C) indicated in Statement at para (D)(a) above}
1			0.00
2			0.00
3			0.00
4			0.00
5			0.00
6			0.00
7			0.00
8			0.00
9			0.00
TOTAL:			0.00



(II)(a) Statement showing details of Depository Receipts (DRs)

Sr. No.	Type of outstanding DR (ADRs, GDRs, SDRs, etc.)	Number of outstanding DRs	Number of shares underlying outstanding DRs	Shares underlying outstanding DRs as a percentage of total number of shares (i.e., Grand Total (A)+(B)+(C) indicated in Statement at para (I)(a) above}
1		0	0	0.00
TOTAL		0	0	0.00



(II)(b) Statement showing holding of Depository Receipts (DRs), where underlying shares held by "promoter/promoter group" are in excess of 1% of the total number of shares

Sr. No.	Name of the DR Holder	Type of outstanding DR (ADRs, GDRs, SDRs, etc.)	Number of shares underlying outstanding DRs	Shares underlying outstanding DRs as a percentage of total number of shares {i.e., Grand Total (A)+(B)+(C) indicated in Statement at para (D)(a) above}
1		0	0	0.00
TOTAL			0	0.00

