


Name of the Company: SARTHAK INDUSTRIES LTD.			
Scrip Code, Name of the scrip, class of security: 531930 , Equity			
Quarter ended: 30TH JUNE, 2014			
<b>Partly paid-up shares:-</b>	<b>No. of partly paid-up shares</b>	<b>As a % of total no. of partly paid-up shares</b>	<b>As a % of total no. of shares of the company</b>
Held by promoter/promoter group	0	0	0
Held by public	0	0	0
<b>Total - D</b>	<b>0</b>	<b>0</b>	<b>0</b>
<b>Outstanding convertible securities:-</b>	<b>No. of outstanding securities</b>	<b>As a % of total no. of outstanding convertible securities</b>	<b>As a % of total no. of shares of the company, assuming full conversion of the convertible securities</b>
Held by promoter/promoter group	0	0	0
Held by public	0	0	0
<b>Total - E</b>	<b>0</b>	<b>0</b>	<b>0</b>
<b>Warrants:-</b>	<b>No. of warrants</b>	<b>As a % of total no. of warrants</b>	<b>As a % of total no. of shares of the company, assuming full conversion of warrants</b>
Held by promoter/promoter group	0	0	0
Held by public	0	0	0
<b>Total - F</b>	<b>0</b>	<b>0</b>	<b>0</b>
Total paid-up capital of the company, assuming full conversion of warrants and convertible securities		69688500	(6968850 Shares)




Statement Showing Shareholding Pattern								
Name of the Company : SARTHAK INDUSTRIES LIMITED								
Scrip Code :		531930	Quarter Ended		30.06.2014			
Category code	Category of Shareholder	Number of Shareholders	Total number of shares	Number of shares held in dematerialized form	Total shareholding as a percentage of total number of shares		Share Pledged or otherwise encumbered	
					As a percentage of(A+B) <sup>1</sup>	As a percentage of (A+B+C)	Number of Shares	As a percentage
<b>(A)</b>	<b>Shareholding of Promoter and Promoter Group<sup>2</sup></b>							
<b>1</b>	<b>Indian</b>							
(a)	Individuals/ Hindu Undivided Family	15	1407600	1407600	20.20	20.20	N.A.	N.A.
(b)	Central Government/ State Government(s)	0	0	0	0.00	0.00		
(c)	Bodies Corporate	7	1126930	1126930	16.17	16.17		
(d)	Financial Institutions/ Banks	0	0	0	0.00	0.00		
(e)	Any Others(Specify)	0	0	0	0.00	0.00		
	<b>Sub Total(A)(1)</b>	<b>22</b>	<b>2534530</b>	<b>2534530</b>	<b>36.37</b>	<b>36.37</b>		
<b>2</b>	<b>Foreign</b>							
a	Individuals (Non-Residents Individuals/ Foreign Individuals)	0	0	0	0.00	0.00		
b	Bodies Corporate	0	0	0	0.00	0.00		
c	Institutions	0	0	0	0.00	0.00		
d	Any Others(Specify)	0	0	0	0.00	0.00		
d-i								
	<b>Sub Total(A)(2)</b>	<b>0</b>	<b>0</b>	<b>0</b>	<b>0.00</b>	<b>0.00</b>		
	<b>Total Shareholding of Promoter and Promoter Group (A)= (A)(1)+(A)(2)</b>	<b>22</b>	<b>2534530</b>	<b>2534530</b>	<b>36.37</b>	<b>36.37</b>		
<b>(B)</b>	<b>Public shareholding</b>							
<b>1</b>	<b>Institutions</b>							
(a)	Mutual Funds/ UTI	0	0	0	0.00	0.00		
(b)	Financial Institutions/ Banks	0	0	0	0.00	0.00		
(c)	Central Government/ State Government(s)	0	0	0	0.00	0.00		
(d)	Venture Capital Funds	0	0	0	0.00	0.00		
(e)	Insurance Companies	0	0	0	0.00	0.00		
(f)	Foreign Institutional Investors	0	0	0	0.00	0.00		
(g)	Foreign Venture Capital Investors	0	0	0	0.00	0.00		
(h)	Any Other (specify)	0	0	0	0.00	0.00		
(h-i)								
(h-ii)								
	<b>Sub-Total (B)(1)</b>	<b>0</b>	<b>0</b>	<b>0</b>	<b>0.00</b>	<b>0.00</b>		
<b>B 2</b>	<b>Non-institutions</b>							
(a)	Bodies Corporate	35	3077627	2586627	44.16	44.16		
(b)	Individuals							
I	Individuals -i. Individual shareholders holding nominal share capital up to Rs 1 lakh	580	332780	38385	4.78	4.78		
II	ii. Individual shareholders holding nominal share capital in excess of Rs. 1 lakh.	4	553285	553285	7.94	7.94		
	Any other (specify)							
(c-i)	Overseas Corporate Bodies	1	466540	0	6.69	6.69		
(c-ii)	Hindu Undivided Families	3	1101	1101	0.02	0.02		
(c-iii)	Non-Resident Indian	2	1835	1835	0.03	0.03		
(c-iv)	Clearing Members	4	1152	1152	0.02	0.02		
	<b>Sub-Total (B)(2)</b>	<b>629</b>	<b>4434320</b>	<b>3182385</b>	<b>63.63</b>	<b>63.63</b>		
<b>(B)</b>	<b>Total Public Shareholding (B)= (B)(1)+(B)(2)</b>	<b>629</b>	<b>4434320</b>	<b>3182385</b>	<b>63.63</b>	<b>63.63</b>		
	<b>TOTAL (A)+(B)</b>	<b>651</b>	<b>6968850</b>	<b>5716915</b>	<b>100.00</b>	<b>100.00</b>		
<b>(C)</b>	<b>Shares held by Custodians and against which Depository Receipts have been issued</b>	<b>0</b>	<b>0</b>	<b>0</b>	<b>0.00</b>	<b>0.00</b>		
	<b>GRAND TOTAL (A)+(B)+(C)</b>	<b>651</b>	<b>6968850</b>	<b>5716915</b>	<b>100</b>	<b>100.00</b>		



(I)(b) Statement showing holding of securities (including shares, warrants, convertible securities) of persons belonging to the category "Promoter and Promoter Group"


Sr. No.	Name of the shareholder	Details of Shares held		Encumbered shares (*)			Details of Warrants		Details of Convertible Securities		Total Shares (including underlying shares assuming full conversion of warrants and convertible securities) as a % of diluted share capital
		Number of shares held	As a percentage of Grand Total (A)+(B)+(C)	Number	As a percentage	As a % of grand total (A)+(B)+(C) of sub-clause (I)(a)	No. of warrants held	As a % of Total No. of warrants of the same class	No. of convertible securities held	As a % of Total No. of convertible securities of same class	
1	Manish Shakra	910000	13.06			N.A.	N.A.	N.A.	N.A.	N.A.	13.06
2	Manish Shakra (HUF)	140000	2.01	N.A.		N.A.	N.A.	N.A.	N.A.	N.A.	2.01
3	Suresh Chandra Shakra	112000	1.61								1.61
4	Suresh Chandra Shakra (HUF)	210000	3.01								3.01
5	Rishabh Suresh Mahajan	14000	0.20								0.20
6	Amrita Shakra	100	0.00								0.00
7	Abha Devi Shakra	3500	0.05								0.05
8	Bhavna Goei	500	0.01								0.01
9	Madhuri Shakra	1000	0.01								0.01
10	Mridula Devi Shakra	2600	0.04								0.04
11	Vishesh Shakra	3150	0.05								0.05
12	Ruchi Mohan	1500	0.02								0.02
13	Sandhya Khandelwal	500	0.01								0.01
14	Usha Devi Shakra	2500	0.04								0.04
15	Shweta Shakra	6250	0.09								0.09
16	Deepti Properties Pvt. Ltd.	100000	1.43								1.43
17	Vishal Warehousing Pvt. Ltd.	105760	1.52								1.52
18	Neha Securities Pvt. Ltd.	106950	1.53								1.53
19	Mahakosh Papers Pvt. Ltd.	375000	5.38								5.38
20	Mahakosh Amusement Pvt. Ltd.	80000	1.15								1.15
21	Deepti Housing Pvt. Ltd.	222900	3.20								3.20
22	Shakra Securities Pvt. Ltd.	136320	1.96								1.96
<b>TOTAL</b>		<b>2534530</b>	<b>36.37</b>								<b>36.37</b>

\* The term "encumbrance" has the same meaning as assigned to it in regulation 28(3) of the SAST Regulations, 2011




(1) (c) (i) Statement showing holding of securities (including shares, warrants, convertible securities) of persons (together with PAC) belonging to the category "Public" and holding more than 1% of the total number of shares

Sr. No.	Name of the shareholder	Number of shares held	Shares as a percentage of total number of shares (i.e., Grand Total (A)+(B)+(C) indicated in Statement at para (1)(a) above)	Details of Warrants		Details of Convertible Securities		Total Shares (including underlying shares assuming full conversion of warrants and convertible securities) as a % of diluted share capital
				No. of warrants held	As a % of Total No. of warrants of the same class	No. of convertible securities held	As a % of Total No. of convertible securities of same class	
1	Jhelum Real Estate P. Ltd.	100000	1.43	N.A.	N.A.	N.A.	N.A.	1.43
2	Antarica Resource Ltd.	466540	6.69	N.A.	N.A.	N.A.	N.A.	6.69
3	Girish Kumar Pushkarnal Agarwal	511200	7.34	N.A.	N.A.	N.A.	N.A.	7.34
4	Shield Tradelinks P. Ltd.	228500	3.28	N.A.	N.A.	N.A.	N.A.	3.28
5	Selwel Minerals Pvt. Ltd.	258350	3.71	N.A.	N.A.	N.A.	N.A.	3.71
6	Nexgen Minerals Pvt. Ltd.	241650	3.47	N.A.	N.A.	N.A.	N.A.	3.47
7	Pomise Securities Pvt. Ltd.	400000	5.74	N.A.	N.A.	N.A.	N.A.	5.74
8	Gagandeep Export Pvt. Ltd. Anand Mangal Invest & Fin Pvt. Ltd.	150000	2.15	N.A.	N.A.	N.A.	N.A.	2.15
9	Great Eastern Infra. Corp. Pvt. Ltd. (Formerly Deepti Finestate Pvt. Ltd.)	1385200	19.88	N.A.	N.A.	N.A.	N.A.	19.88
10		70000	1.00	N.A.	N.A.	N.A.	N.A.	1.00
<b>TOTAL</b>		<b>3811440</b>	<b>54.69</b>	N.A.	N.A.	N.A.	N.A.	<b>54.69</b>



(1)(c)(ii) Statement showing holding of securities (including shares, warrants, convertible securities) of persons (together with PAC) belonging to the category "Public" and holding more than 5% of the total number of shares

Sr. No.	Name(s) of the shareholder(s) and Persons Acting in Concert (PAC) with them	Number of shares	Shares as a percentage of total number of shares (i.e., Grand Total (A)+(B)+(C) indicated in Statement at para (1)(a) above)	Details of Warrants		Details of Convertible Securities		Total Shares including underlying shares assuming full conversion of warrants and convertible securities) as a % of diluted
				No. of warrants held	As a % of Total No. of warrants	No. of convertible securities held	As a % of Total No. of convertible securities of the same class	
1	Anand Mangal Invest & Fin Pvt. Ltd.	1385200	19.88	N.A.	N.A.	N.A.	N.A.	19.88
2	Promise Securities Pvt. Ltd.	400000	5.74	N.A.	N.A.	N.A.	N.A.	5.74
3	Girish Kumar Pushkariyal Agarwal	511200	7.34	N.A.	N.A.	N.A.	N.A.	7.34
4	Antarica Resource Ltd.	466540	6.69	N.A.	N.A.	N.A.	N.A.	6.69
	<b>TOTAL</b>	<b>2762940</b>	<b>39.65</b>	<b>N.A.</b>	<b>N.A.</b>	<b>N.A.</b>	<b>N.A.</b>	<b>39.65</b>



(I)(d) Statement showing details of locked-in shares

Sr. No.	Name of the shareholder	Number of locked-in shares	Locked-in shares as a percentage of total number of shares (i.e., Grand Total (A)+(B)+(C) indicated in Statement at para (I)(a) above)
1	Rishabh Mahajan	3500	0.05
2	Manish Shahra	227500	3.26
3	Manish Shahra (H.U.F)	35000	0.50
4	Suresh Chandra Shahra	28000	0.40
5	Suresh Chandra Shahra (H.U.F)	52500	0.75
6	Surrinder Kumar Sharma	3500	0.05
<b>TOTAL</b>		<b>350000</b>	<b>5.02</b>

(II)(a) Statement showing details of Depository Receipts (DRs)

Sr. No.	Type of outstanding DR (ADRs, GDRs, SDRs, etc.)	Number of outstanding DRs	Number of shares underlying outstanding DRs	Shares underlying outstanding DRs as a percentage of total number of shares (i.e., Grand Total (A)+(B)+(C) indicated in Statement at para (I)(a) above)
1				0.00
2				0.00
3				0.00
4				0.00
5				0.00
6				0.00
7				0.00
<b>TOTAL</b>		<b>0</b>	<b>0</b>	<b>0.00</b>

(II)(b) Statement showing Holding of Depository Receipts (DRs), where underlying shares are in excess of 1% of the total number of shares

Sr. No.	Name of the DR Holder	Type of outstanding DR (ADRs, GDRs, SDRs, etc.)	Number of shares underlying outstanding DRs	Shares underlying outstanding DRs as a percentage of total number of shares (i.e., Grand Total (A)+(B)+(C) indicated in Statement at para (I)(a) above)
1				0.00
2				0.00
3				0.00
4				0.00
5				0.00
6				0.00
7				0.00
<b>TOTAL</b>			<b>0</b>	<b>0.00</b>

