

**CLAUSE 35**  
Introductory sub-table (i)(a)

Name of the Company: SAVERA INDUSTRIES LIMITED			
Scrip Code, Name of the scrip, class of security: 512634			
Quarter ended: 30th JUNE, 2014			
<b>Partly paid-up shares:-</b>	<b>No. of partly paid-up shares</b>	<b>As a % of total no. of partly paid-up shares</b>	<b>As a % of total no. of shares of the company</b>
Held by promoter/promoter group	NIL	NIL	NIL
Held by public	NIL	NIL	NIL
	NIL	NIL	NIL
<b>Total</b>	<b>NIL</b>	<b>NIL</b>	<b>NIL</b>
<b>Outstanding convertible securities:- No. of outstanding securities</b>		<b>As a % of total no. of outstanding convertible securities</b>	<b>As a % of total no. of shares of the company, assuming full conversion of the convertible securities</b>
Held by promoter/promoter group	NIL	NIL	NIL
Held by public	NIL	NIL	NIL
	NIL	NIL	NIL
<b>Total</b>	<b>NIL</b>	<b>NIL</b>	<b>NIL</b>
<b>Warrants:-</b>		<b>As a % of total no. of warrants</b>	<b>As a % of total no. of shares of the company, assuming full conversion of warrants</b>
Held by promoter/promoter group	NIL	NIL	NIL
Held by public	NIL	NIL	NIL
	NIL	NIL	NIL
<b>Total</b>	<b>NIL</b>	<b>NIL</b>	<b>NIL</b>
<b>Total paid-up capital of the company, assuming full conversion of warrants and convertible securities</b>		<b>11928000</b>	

**For SAVERA INDUSTRIES LIMITED**


  
**N.S. MOHAN**  
 Company Secretary & Chief Financial Officer

**Statement Showing Shareholding Pattern**

**Table (I)(a)**

Category code	Category of Shareholder	Number of Shareholders	Total number of shares	Number of shares held in dematerialized form	Total shareholding as a percentage of total number of shares		Shares Pledged or otherwise encumbered	
					As a percentage of (A+B) <sup>1</sup>	As a percentage of (A+B+C)	Number of shares	As a percentage
(i)	(ii)	(iii)	(iv)	(v)	(vi)	(vii)	(viii)	(ix) = (viii)/(iv)*100
(A)	<b>Shareholding of Promoter and Promoter Group</b>							
1	<b>Indian</b>							
(a)	Individuals/ Hindu Undivided Family							
		6	1801460	1801460	15.10	15.10	0	0
(b)	Central Government/ State Government(s)	0	0	0	0.00	0.00	0	0
(c)	Bodies Corporate	4	1043033	1043033	8.74	8.74	0	0
(d)	Financial Institutions/ Banks	0	0	0	0.00	0.00	0	0
(e)	Any Others(Specify)	0	0	0	0.00	0.00	0	0
(e-i)	Directors & their relatives	4	4424272	4424272	37.09	37.09	0	0
					0.00	0.00	0	0
	<b>Sub Total(A)(1)</b>	<b>14</b>	<b>7268765</b>	<b>7268765</b>	<b>60.94</b>	<b>60.94</b>	<b>0</b>	<b>0.00</b>
2	<b>Foreign</b>							
a	Individuals (Non-Residents Individuals/ Foreign Individuals)	0	0	0	0.00	0.00	0	0
b	Bodies Corporate	0	0	0	0.00	0.00	0	0
c	Institutions	0	0	0	0.00	0.00	0	0
d	Qualified Foreign Investor	0	0	0	0.00	0.00	0	0
e	Any Others(Specify)	0	0	0	0.00	0.00	0	0
e-i		0	0	0	0.00	0.00	0	0
e-ii		0	0	0	0.00	0.00	0	0
	<b>Sub Total(A)(2)</b>	<b>0</b>	<b>0</b>	<b>0</b>	<b>0.00</b>	<b>0.00</b>	<b>0</b>	<b>0</b>
	<b>Total Shareholding of Promoter and</b>	<b>14</b>	<b>7268765</b>	<b>7268765</b>	<b>60.94</b>	<b>60.94</b>	<b>0</b>	<b>0.00</b>

**For SAVERA INDUSTRIES LIMITED**

  
**N.S. MOHAN**  
 Company Secretary & Chief Financial Officer

<b>(B)</b>	<b>Public shareholding</b>							
<b>1</b>	<b>Institutions</b>							
(a)	Mutual Funds/ UTI	0	0	0	0.00	0.00	NA	NA
(b)	Financial Institutions / Banks	0	0	0	0.00	0.00	NA	NA
(c)	Central Government/ State Government(s)	0	0	0	0.00	0.00	NA	NA
(d)	Venture Capital Funds	0	0	0	0.00	0.00	NA	NA
(e)	Insurance Companies	0	0	0	0.00	0.00	NA	NA
(f)	Foreign Institutional Investors	0	0	0	0.00	0.00	NA	NA
(g)	Foreign Venture Capital Investors	0	0	0	0.00	0.00	NA	NA
(h)	Qualified Foreign Investor	0	0	0	0.00	0.00	NA	NA
(i)	Any Other (specify)	0	0	0	0.00	0.00	NA	NA
(i-ii)					0.00	0.00	NA	NA
	<b>Sub-Total (B)(1)</b>	<b>0</b>	<b>0</b>	<b>0</b>	<b>0.00</b>	<b>0.00</b>		
<b>2</b>	<b>Non-institutions</b>							
(a)	Bodies Corporate	116	617581	610581	5.18	5.18	NA	NA
(b)	Individuals				0.00	0.00	NA	NA
	Individuals -i. Individual shareholders holding nominal share capital up to Rs 1 lakh	5884	1627003	996311	13.64	13.64	NA	NA
	ii. Individual shareholders holding nominal share capital in excess of Rs 1 lakh	38	1609268	1592868	13.49	13.49	NA	NA
(c)	Qualified Foreign Investor	0	0	0	0.00	0.00	NA	NA
(d)	Any Other (specify)				0.00	0.00	NA	NA
(d-i)	Clearing Member	29	18562	18562	0.16	0.16	NA	NA
(d-ii)	Hindu Undivided Families	116	775734	775734	6.50	6.50	NA	NA
(d-iii)	Non Resident Indians	22	11087	11087	0.09	0.09	NA	NA
	<b>Sub-Total (B)(2)</b>	<b>6205</b>	<b>4659235</b>	<b>4005143</b>	<b>39.06</b>	<b>39.06</b>		
<b>(B)</b>	<b>Total Public Shareholding (B)= (B)(1)+(B)(2)</b>	<b>6205</b>	<b>4659235</b>	<b>4005143</b>	<b>39.06</b>	<b>39.06</b>		
	<b>TOTAL (A)+(B)</b>	<b>6219</b>	<b>11928000</b>	<b>11273908</b>	<b>100.00</b>	<b>100.00</b>		
<b>(C)</b>	<b>Shares held by Custodians and against which Depository Receipts have been issued</b>							
1	Promoter and Promoter Group	0	0	0	0.00	0.00	NA	NA
2	Public	0	0	0	0.00	0.00	NA	NA
	<b>Sub-Total (C)</b>	<b>0</b>	<b>0</b>	<b>0</b>	<b>0.00</b>	<b>0.00</b>	<b>NA</b>	<b>NA</b>
	<b>GRAND TOTAL (A)+(B)+(C)</b>	<b>6219</b>	<b>11928000</b>	<b>11273908</b>	<b>100.00</b>	<b>100.00</b>		

For SAVERA INDUSTRIES LIMITED




**N.S. MOHAN**  
Company Secretary & Chief Financial Officer

(1)(b) Statement showing holding of securities (including shares, warrants, convertible securities) of persons belonging to the category "Promoter and Promoter Group"

Sr. No.	Name of the shareholder	Details of Shares held as on 30.06.2014		Encumbered shares (*)			Details of warrants		Details of convertible securities		Total shares (including underlying shares assuming full conversion of warrants and convertible securities) as a % of diluted share capital
		Number of shares held	As a % of grand total (A)+(B)+(C)	No.	As a percentage	As a % of grand total (A)+(B)+(C) of sub-clause (1)(a)	Number of warrants held	As a % total number of warrants of the same class	Number of convertible securities held	As a % total number of convertible securities of the same class	
(i)	(ii)	(iii)	(iv)	(v)	(vi)=(v)/(iii)*100	(vii)	(viii)	(ix)	(x)	(xi)	(xii)
1	A Priyamvatha	687600	5.76	0.00	0.00	0.00	0.00	0.00	0.00	0.00	5.76
2	A.Shreyya	204100	1.71	0.00	0.00	0.00	0.00	0.00	0.00	0.00	1.71
3	A.Ritika	291760	2.45	0.00	0.00	0.00	0.00	0.00	0.00	0.00	2.45
4	Tarun Reddy A	432800	3.63	0.00	0.00	0.00	0.00	0.00	0.00	0.00	3.63
5	A.Nina Reddy	2095812	17.57	0.00	0.00	0.00	0.00	0.00	0.00	0.00	17.57
6	A.Ravikumar Reddy	1603840	13.45	0.00	0.00	0.00	0.00	0.00	0.00	0.00	13.45
7	A.Nivruti	291820	2.45	0.00	0.00	0.00	0.00	0.00	0.00	0.00	2.45
8	Shyam Enterprises Pnvate Ltd	273400	2.29	0.00	0.00	0.00	0.00	0.00	0.00	0.00	2.29
9	Ruchi Agro Products Pvt Ltd	430740	3.61	0.00	0.00	0.00	0.00	0.00	0.00	0.00	3.61
10	Amaravathi Restaurants Pvt Ltd	1345081	11.13	0.00	0.00	0.00	0.00	0.00	0.00	0.00	11.13
11	Amaravathi Restaurants Pvt Ltd	204385	1.71	0.00	0.00	0.00	0.00	0.00	0.00	0.00	1.71
12	A.Revathi	18000	0.15	0.00	0.00	0.00	0.00	0.00	0.00	0.00	0.15
13	A.H.V.P.Sidhu	300000	2.52	0.00	0.00	0.00	0.00	0.00	0.00	0.00	2.52
14	Vasuprada A	300000	2.52	0.00	0.00	0.00	0.00	0.00	0.00	0.00	2.52
	<b>TOTAL</b>	<b>7268765</b>	<b>60.94</b>	<b>0</b>	<b>0.00</b>	<b>0.00</b>	<b>0</b>	<b>0.00</b>	<b>0</b>	<b>0.00</b>	<b>60.94</b>

(\*) The term "encumbrance" has the same meaning as assigned to it in regulation 28(3) of the SAST Regulations, 2011

For SAVERA INDUSTRIES LIMITED

  
N.S. MOHAN  
Company Secretary & Chief Financial Officer

(I)(c)(i) Statement showing holding of securities (including shares, warrants, convertible securities) of persons belonging to the category "Public" and holding more than 1% of the total number of shares

Sr. No.	Name of the shareholder	Number of shares held	Shares as a percentage of total number of shares (i.e., Grand Total (A)+(B)+(C) indicated in Statement at para (I)(a) above)	Details of warrants		Details of convertible securities		Total shares (including underlying shares assuming full conversion of warrants and convertible securities) as a % of diluted share capital
				Number of warrants held	As a % total number of warrants of the same class	Number of convertible securities held	% w.r.t total number of convertible securities of the same class	
1	Zaki Abbas Nasser	180000	1.51	0	0	0	0	1.51
2	A Rajasekhara Reddy	344480	2.89	0	0	0	0	2.89
3	Lalit Modi	702280	5.89	0	0	0	0	5.89
4	LOK Prakashan Ltd	226000	1.89	0	0	0	0	1.89
<b>TOTAL</b>		<b>1452760</b>	<b>12.18</b>	-	-	-	-	<b>12.18</b>

For SAVERA INDUSTRIES LIMITED

  
**N.S. MOHAN**  
 Company Secretary & Chief Financial Officer

(I)(c)(ii) Statement showing holding of securities (including shares, warrants, convertible securities) of persons (together with PAC) belonging to the category "Public" and holding more than 5% of the total number of shares of the company

Sr. No.	Name(s) of the shareholder(s) and the Persons Acting in Concert (PAC) with them	Number of shares	Shares as a percentage of total number of shares {i.e., Grand Total (A)+(B)+(C) indicated in Statement at para (I)(a) above}	Details of warrants		Details of convertible securities		Total shares (including underlying shares assuming full conversion of warrants and convertible securities) as a % of diluted share capital
				Number of warrants	As a % total number of warrants of the same class	Number of convertible securities held	% w.r.t total number of convertible securities of the same class	
1	Lalit Modi	702280	5.89	0	0	0	0	5.89
<b>TOTAL</b>		<b>702280</b>	<b>5.89</b>	<b>0</b>	<b>0</b>	<b>0</b>	<b>0</b>	<b>5.89</b>

For SAVERA INDUSTRIES LIMITED



N.S. MOHAN

Company Secretary & Chief Financial Officer

(I)(d) Statement showing details of locked-in shares

Sr. No.	Name of the shareholder	Number of locked-in shares	Locked-in shares as a percentage of total number of shares {i.e., Grand Total (A)+(B)+(C) indicated in Statement at para (I)(a) above}
1	NIL		0.00
2			0.00
3			0.00
4			0.00
5			0.00
6			0.00
7			0.00
8			0.00
9			0.00
<b>TOTAL</b>		<b>0</b>	<b>0.00</b>

For SAVERA INDUSTRIES LIMITED



N.S. MOHAN  
Company Secretary & Chief Financial Officer

(II)(a) Statement showing details of Depository Receipts (DRs)

Sr. No.	Type of outstanding DR (ADRs, GDRs, SDRs, etc.)	Number of outstanding DRs	Number of shares underlying outstanding DRs	Shares underlying outstanding DRs as a percentage of total number of shares {i.e., Grand Total (A)+(B)+(C) indicated in Statement at para (I)(a) above}
1	NIL			0.00
2				0.00
3				0.00
4				0.00
5				0.00
6				0.00
7				0.00
8				0.00
9				0.00
<b>TOTAL</b>		<b>0</b>	<b>0</b>	<b>0.00</b>

For SAVERA INDUSTRIES LIMITED




N.S. MOHAN  
Company Secretary & Chief Financial Officer



II (b) Statement showing holding of Depository Receipts (DRs), where underlying shares held by "promoter/promoter group" are in excess of 1% of the total number of shares

Sr. No.	Name of the DR Holder	Type of outstanding DR (ADRs, GDRs, SDRs, etc.)	Number of shares underlying outstanding DRs	Shares underlying outstanding DRs as a percentage of total number of shares (i.e., Grand Total (A)+(B)+(C) indicated in Statement at para (1)(a) above)
1	NIL			0.00
2				0.00
3				0.00
4				0.00
5				0.00
6				0.00
7				0.00
8				0.00
9				0.00
<b>TOTAL</b>			<b>0</b>	<b>0.00</b>

For SAVERA INDUSTRIES LIMITED



N.S. MOHAN  
Company Secretary & Chief Financial Officer