



# Shree Hanuman

## SUGAR & INDUSTRIES LIMITED

Regd. Office : Chandra Kunj, 3, Pretoria Street, 4th Floor, Kolkata - 700 071  
Phone : 2282 1169(4 Lines) 2282 1183(2 Lines) Fax:(033) 2282 1187/1188  
E-mail:shsil@nopany.co.in /info@hanumansugar.com, Website : www.hanumansugar.com

CIN : U15432WB1932PLC007276

### Introductory sub-table (I)(a)

|  |                                      |  |   |
|--|--------------------------------------|--|---|
| <b>Name of the Company : Shree Hanuman Sugar &amp; Industries Ltd.</b>   |                                      |  |   |
| <b>Scrip Code: 29132(CSE), 537709(BSE) Name of the scrip : Shree Hanuman S (CSE), HANSUGAR(BSE), class of security : Equity</b>            |                                      |  |   |
| <b>Quarter ended : 30/06/2014</b>  |                                      |  |   |
| <b>Partly paid-up shares:-</b>   | <b>No. of partly paid-up shares</b>  | <b>As a % of total no. of partly paid-up shares</b>              | <b>As a % of total no. of shares of the company</b>   |
| Held by promoter/promoter group  | 0                                    | 0  | 0   |
| Held by public   | 0                                    | 0  | 0   |
| <b>Total - D</b>   | <b>0</b>                             | <b>0</b>   | <b>0</b>  |
| <b>Outstanding convertible securities:-</b>  | <b>No. of outstanding securities</b> | <b>As a % of total no. of outstanding convertible securities</b> | <b>As a % of total no. of shares of the company, assuming full conversion of the convertible securities</b> |
| Held by promoter/promoter group  | 0                                    | 0  | 0   |
| Held by public   | 0                                    | 0  | 0   |
| <b>Total - E</b>   | <b>0</b>                             | <b>0</b>   | <b>0</b>  |
| <b>Warrants:-</b>  | <b>No. of warrants</b>               | <b>As a % of total no. of warrants</b>                           | <b>As a % of total no. of shares of the company, assuming full conversion of warrants</b>                   |
| Held by promoter/promoter group  | 0                                    | 0  | 0   |
| Held by public   | 0                                    | 0  | 0   |
| <b>Total - F</b>   | <b>0</b>                             | <b>0</b>   | <b>0</b>  |
| <b>Total paid-up capital of the company, assuming full conversion of warrants and convertible securities (Grand Total (A+B+C)+ D+E+F )</b> | <b>18500000</b>                      |  |   |

For Shree Hanuman Sugar & Industries Ltd.

  
Managing Director



# Shree Hanuman

## SUGAR & INDUSTRIES LIMITED


Regd. Office : Chandra Kunj, 3, Pretoria Street, 4th Floor, Kolkata - 700 071  
 Phone : 2282 1169(4 Lines) 2282 1183(2 Lines) Fax:(033) 2282 1187/1188  
 E-mail:shsil@nopany.co.in /info@hanumansugar.com, Website : www.hanumansugar.com

CIN : U15432WB1932PLC007276

### Statement Showing Shareholding Pattern

| Category code | Category of Shareholder   | Number of Share holder | Table (I)(a)           |                                     | Total shareholding as a percentage of total number of shares |                            | Shares Pledged or otherwise encumbered |                       |
|---------------|---|------------------------|------------------------|-------------------------------------|--|----------------------------|--|-----------------------|
|               |   |                        | Total number of shares | Number of shares held in dematerial | As a percentage of (A+B) <sup>1</sup>                        | As a percentage of (A+B+C) | Number of shares                       | As a percentage       |
|               |   |                        | (IV)                   | (V)                                 | (VI)   | (VII)                      | (VIII)                                 | (IX)= (VIII)/(IV)*100 |
| (I)           | (II)  | (III)                  | (IV)                   | (V)                                 | (VI)   | (VII)                      | (VIII)                                 | (IX)= (VIII)/(IV)*100 |
| <b>(A)</b>    | <b>Shareholding of Promoter and Promoter Group<sup>2</sup></b>              |                        |                        |                                     |  |                            |  |                       |
| <b>1</b>      | <b>Indian</b>   |                        |                        |                                     |  |                            |  |                       |
| (a)           | Individuals/ Hindu Undivided Family   | 8                      | 3825467                | 3777867                             | 20.68  | 20.68                      | 0                                      | 0.00                  |
| (b)           | Central Government/ State Government(s)                                     | 0                      | 0                      | 0                                   | 0.00   | 0.00                       | 0                                      | 0.00                  |
| (c)           | Bodies Corporate  | 4                      | 2450620                | 2366402                             | 13.25  | 13.25                      | 550000                                 | 22.44                 |
| (d)           | Financial Institutions/ Banks   | 0                      | 0                      | 0                                   | 0.00   | 0.00                       | 0                                      | 0.00                  |
| (e)           | Any Others(Specify)   | 0                      | 0                      | 0                                   | 0.00   | 0.00                       | 0                                      | 0.00                  |
| (e-i)         | Trustee of Various Trust  | 3                      | 1495000                | 1495000                             | 8.08   | 8.08                       | 0                                      | 0.00                  |
| (e-ii)        | Individual Holding on behalf of Partnership Firm                            | 1                      | 419000                 | 419000                              | 2.26   | 2.26                       | 0                                      | 0.00                  |
|               | <b>Sub Total(A)(1)</b>  | <b>16</b>              | <b>8190087</b>         | <b>8058269</b>                      | <b>44.27</b>   | <b>44.27</b>               | <b>550000</b>                          | <b>6.72</b>           |
| <b>2</b>      | <b>Foreign</b>  |                        |                        |                                     |  |                            |  |                       |
| (a)           | Individuals (Non-Residents Individuals/ Foreign Individuals)                | 0                      | 0                      | 0                                   | 0.00   | 0.00                       | 0                                      | 0.00                  |
| (b)           | Bodies Corporate  | 0                      | 0                      | 0                                   | 0.00   | 0.00                       | 0                                      | 0.00                  |
| (c)           | Institutions  | 0                      | 0                      | 0                                   | 0.00   | 0.00                       | 0                                      | 0.00                  |
| (d)           | Any Others(Specify)   | 0                      | 0                      | 0                                   | 0.00   | 0.00                       | 0                                      | 0.00                  |
| (d-i)         |   | 0                      | 0                      | 0                                   | 0.00   | 0.00                       | 0                                      | 0.00                  |
| (d-ii)        |   | 0                      | 0                      | 0                                   | 0.00   | 0.00                       | 0                                      | 0.00                  |
|               | <b>Sub Total(A)(2)</b>  | <b>0</b>               | <b>0</b>               | <b>0</b>                            | <b>0.00</b>  | <b>0.00</b>                | <b>0</b>                               | <b>0.00</b>           |
|               | <b>Total Shareholding of Promoter and Promoter Group (A)= (A)(1)+(A)(2)</b> | <b>16</b>              | <b>8190087</b>         | <b>8058269</b>                      | <b>44.27</b>   | <b>44.27</b>               | <b>550000</b>                          | <b>6.72</b>           |
| <b>(B)</b>    | <b>Public shareholding</b>  |                        |                        |                                     |  |                            |  |                       |
| <b>1</b>      | <b>Institutions</b>   |                        |                        |                                     |  |                            |  |                       |
| (a)           | Mutual Funds/ UTI   | 0                      | 0                      | 0                                   | 0.00   | 0.00                       | 0                                      | 0.00                  |
| (b)           | Financial Institutions/ Banks   | 1                      | 3400                   | 0                                   | 0.02   | 0.02                       | 0                                      | 0.00                  |
| (c)           | Central Government/ State Government(s)                                     | 0                      | 0                      | 0                                   | 0.00   | 0.00                       | 0                                      | 0.00                  |

For Shree Hanuman Sugar & Industries Ltd

  
 Managing Director



# Shree Hanuman


## SUGAR & INDUSTRIES LIMITED

Regd. Office : Chandra Kunj, 3, Pretoria Street, 4th Floor, Kolkata - 700 071  
Phone : 2282 1169(4 Lines) 2282 1183(2 Lines) Fax:(033) 2282 1187/1188  
E-mail:shsil@nopany.co.in /info@hanumansugar.com, Website : www.hanumansugar.com

CIN : U15432WB1932PLC007276

|            |   |            |                 |                 |               |               |               |             |
|------------|---|------------|-----------------|-----------------|---------------|---------------|---------------|-------------|
| (d)        | Venture Capital Funds   | 0          | 0               | 0               | 0.00          | 0.00          | 0             | 0.00        |
| (e)        | Insurance Companies   | 0          | 0               | 0               | 0.00          | 0.00          | 0             | 0.00        |
| (f)        | Foreign Institutional Investors   | 0          | 0               | 0               | 0.00          | 0.00          | 0             | 0.00        |
| (g)        | Foreign Venture Capital Investors   | 0          | 0               | 0               | 0.00          | 0.00          | 0             | 0.00        |
| (h)        | Any Other (specify)   | 0          | 0               | 0               | 0.00          | 0.00          | 0             | 0.00        |
| (h-i)      |   | 0          | 0               | 0               | 0.00          | 0.00          | 0             | 0.00        |
| (h-ii)     |   | 0          | 0               | 0               | 0.00          | 0.00          | 0             | 0.00        |
|            |   |            |                 |                 |               |               |               |             |
|            |   |            |                 |                 |               |               |               |             |
|            | <b>Sub-Total (B)(1)</b>   | <b>1</b>   | <b>3400</b>     | <b>0</b>        | <b>0.02</b>   | <b>0.02</b>   | <b>0</b>      | <b>0.00</b> |
|            |   |            |                 |                 |               |               |               |             |
| <b>B 2</b> | <b>Non-institutions</b>   |            |                 |                 |               |               |               |             |
| (a)        | Bodies Corporate  | 71         | 5794798         | 3953998         | 31.32         | 31.32         | 0             | 0.00        |
| (b)        | Individuals   |            |                 |                 |               |               |               |             |
| I          | Individuals -i. Individual shareholders holding nominal share capital up to Rs 1 lakh   | 727        | 405317          | 250444          | 2.19          | 2.19          | 0             | 0.00        |
| II         | ii. Individual shareholders holding nominal share capital in excess of Rs. 1 lakh.      | 42         | 3555744         | 3405044         | 19.22         | 19.22         | 0             | 0.00        |
| (c)        | Qualified foreign Investor  | 0          | 0               | 0               | 0.00          | 0.00          | 0             | 0.00        |
| (d)        | Any Other (specify)   | 0          | 0               | 0               | 0.00          | 0.00          | 0             | 0.00        |
| (d-i)      | Clearing Member   | 20         | 539903          | 539903          | 2.92          | 2.92          | 0             | 0.00        |
| (d-ii)     | Non Resident Individual   | 3          | 10751           | 10751           | 0.06          | 0.06          | 0             | 0.00        |
|            |   |            |                 |                 |               |               |               |             |
|            |   |            |                 |                 |               |               |               |             |
|            | <b>Sub-Total (B)(2)</b>   | <b>863</b> | <b>10306513</b> | <b>8160140</b>  | <b>55.71</b>  | <b>55.71</b>  | <b>0</b>      | <b>0.00</b> |
|            |   |            |                 |                 |               |               |               |             |
| <b>(B)</b> | <b>Total Public Shareholding (B)=(B)(1)+(B)(2)</b>                                      | <b>864</b> | <b>10309913</b> | <b>8160140</b>  | <b>55.73</b>  | <b>55.73</b>  | <b>0</b>      | <b>0.00</b> |
|            |   |            |                 |                 |               |               |               |             |
|            |   |            |                 |                 |               |               |               |             |
|            | <b>TOTAL (A)+(B)</b>  | <b>880</b> | <b>18500000</b> | <b>16218409</b> | <b>100.00</b> | <b>100.00</b> | <b>550000</b> | <b>2.97</b> |
|            |   |            |                 |                 |               |               |               |             |
| <b>(C)</b> | <b>Shares held by Custodians and against which Depository Receipts have been issued</b> |            |                 |                 |               |               |               |             |
| 1          | Promoter and Promoter Group   | 0          | 0               | 0               | 0             | 0.00          | 0             | 0.00        |
| 2          | Public  | 0          | 0               | 0               | 0             | 0.00          | 0             | 0           |
|            | <b>Sub-Total (C)</b>  | <b>0</b>   | <b>0</b>        | <b>0</b>        | <b>0</b>      | <b>0.00</b>   | <b>0</b>      | <b>0.00</b> |
|            |   |            |                 |                 |               |               |               |             |
|            | <b>GRAND TOTAL (A)+(B)+(C)</b>  | <b>880</b> | <b>18500000</b> | <b>16218409</b> | <b>100.00</b> | <b>100.00</b> | <b>550000</b> | <b>2.97</b> |

For Shree Hanuman Sugar & Industries Ltd.

  
Managing Director



# Shree Hanuman

## SUGAR & INDUSTRIES LIMITED

Regd. Office : Chandra Kunj, 3, Pretoria Street, 4th Floor, Kolkata - 700 071  
 Phone : 2282 1169(4 Lines) 2282 1183(2 Lines) Fax:(033) 2282 1187/1188  
 E-mail:shsil@nopany.co.in /info@hanumansugar.com, Website : www.hanumansugar.com

CIN : U15432WB1932PLC007276

**(I)(b) Statement showing holding of securities (including shares, warrants, convertible securities) of persons belonging to the category "Promoter and Promoter Group"**

| Sr. No.      | Name of the shareholder                                  | Details of Shares held |                                   | Encumbered shares(*) |                    |  | Details of warrants  |   | Details of convertible             |   | Total shares (including underlying shares assuming full conversion of warrants and convertible securities) as a % of diluted share capital |
|--------------|--|------------------------|-----------------------------------|----------------------|--------------------|--|----------------------|---|------------------------------------|---|--|
|              |  | Number of shares held  | As a % of grand total (A)+(B)+(C) | No.                  | As a percentage    | As a % of grand total (A)+(B)+(C) of sub-clause (I)(a) | No. of warrants held | As a % total number of warrants of the same class | No. of convertible securities held | As a % total number of convertible securities of the same class |  |
| (I)          | (II)   | (III)                  | (IV)                              | (V)                  | (VI)=(V)/(III)*100 | (VII)  | (VIII)               | (IX)  | (X)                                | (XI)  | (XII)  |
| 1            | Bimal Kumar Nopany                                       | 2036187                | 11.01                             | 0                    | 0.00               | 0.00   | 0                    | 0   | 0                                  | 0   | 11.01  |
| 2            | Nandini Nopany   | 640000                 | 3.46                              | 0                    | 0.00               | 0.00   | 0                    | 0   | 0                                  | 0   | 3.46   |
| 3            | B.K.Nopany, C/o Mohan Lal Nopany (HUF)                   | 200600                 | 1.08                              | 0                    | 0.00               | 0.00   | 0                    | 0   | 0                                  | 0   | 1.08   |
| 4            | B.K.Nopany, C/o Bimal Kumar Nopany (HUF)                 | 428680                 | 2.32                              | 0                    | 0.00               | 0.00   | 0                    | 0   | 0                                  | 0   | 2.32   |
| 5            | Shruti Limited   | 1079737                | 5.84                              | 550000               | 50.94              | 2.97   | 0                    | 0   | 0                                  | 0   | 5.84   |
| 6            | Nopany Investments Pvt. Ltd.                             | 1286665                | 6.95                              | 0                    | 0.00               | 0.00   | 0                    | 0   | 0                                  | 0   | 6.95   |
| 7            | Hanuman Industries (I) Pvt. Ltd.                         | 84218                  | 0.46                              | 0                    | 0.00               | 0.00   | 0                    | 0   | 0                                  | 0   | 0.46   |
| 8            | Shruti Vora  | 295000                 | 1.59                              | 0                    | 0.00               | 0.00   | 0                    | 0   | 0                                  | 0   | 1.59   |
| 9            | Shalini Nopany   | 125000                 | 0.68                              | 0                    | 0.00               | 0.00   | 0                    | 0   | 0                                  | 0   | 0.68   |
| 10           | Urvi Nopany  | 100000                 | 0.54                              | 0                    | 0.00               | 0.00   | 0                    | 0   | 0                                  | 0   | 0.54   |
| 11           | B.K.Nopany, Partner C/o Nopany & Sons                    | 419000                 | 2.26                              | 0                    | 0.00               | 0.00   | 0                    | 0   | 0                                  | 0   | 2.26   |
| 12           | B.K. Nopany, Trustee, Rawatmull Nopany Family Trust      | 815000                 | 4.41                              | 0                    | 0.00               | 0.00   | 0                    | 0   | 0                                  | 0   | 4.41   |
| 13           | B.K.Nopany, Trustee, Chandra Shekher Nopany Family Trust | 340000                 | 1.84                              | 0                    | 0.00               | 0.00   | 0                    | 0   | 0                                  | 0   | 1.84   |
| 14           | B.K.Nopany, Trustee, Shruti Nopany Family Trust          | 340000                 | 1.84                              | 0                    | 0.00               | 0.00   | 0                    | 0   | 0                                  | 0   | 1.84   |
| <b>TOTAL</b> |  | <b>8190087</b>         | <b>44.27</b>                      | <b>550000</b>        | <b>6.72</b>        | <b>2.97</b>  | <b>0</b>             | <b>0</b>  | <b>0</b>                           | <b>0</b>  | <b>44.27</b>   |

(\*) The term "encumbrance" has the same meaning as assigned to it in regulation 28(3) of the SAST Regulations, 2011

For Shree Hanuman Sugar & Industries Ltd.

Managing Director



# Shree Hanuman

## SUGAR & INDUSTRIES LIMITED


Regd. Office : Chandra Kunj, 3, Pretoria Street, 4th Floor, Kolkata - 700 071  
Phone : 2282 1169(4 Lines) 2282 1183(2 Lines) Fax:(033) 2282 1187/1188  
E-mail:shsil@nopany.co.in /info@hanumansugar.com, Website : www.hanumansugar.com

CIN : U15432WB1932PLC007276

(I)(c) **Statement showing holding of securities (including shares, warrants, convertible securities) of persons belonging to the category**  
(i) **"Public" and holding more than 1% of the total number of shares**

| Sr. No.      | Name of the shareholder                          | Number of shares | Shares as a percentage of total number of shares {i.e., Grand Total (A)+(B)+(C) indicated in Statement at para (I)(a) above} | Details of warrants  |   | Details of convertible securities  |   | Total shares (including underlying shares assuming full conversion of warrants and convertible securities) as a % of diluted share capital |
|--------------|--|------------------|--|----------------------|---|------------------------------------|---|--|
|              |  |                  |  | No. of warrants held | As a % total number of warrants of the same class | No. of convertible securities held | As a % total number of convertible securities of the same class |  |
| 1            | Kolhapur Forge Pvt. Ltd.                         | 880537           | 4.76   | 0                    | 0   | 0                                  | 0   | 4.76   |
| 2            | N N P Trading & Investments Pvt. Ltd.            | 587870           | 3.18   | 0                    | 0   | 0                                  | 0   | 3.18   |
| 3            | Indian Die Casting Co.Ltd.                       | 310900           | 1.68   | 0                    | 0   | 0                                  | 0   | 1.68   |
| 4            | Daulatram Rawatmull Pvt. Ltd.                    | 484400           | 2.62   | 0                    | 0   | 0                                  | 0   | 2.62   |
| 5            | Indo Austro Corporation Pvt. Ltd.                | 290912           | 1.57   | 0                    | 0   | 0                                  | 0   | 1.57   |
| 6            | Oriental Graphites Ltd.                          | 600000           | 3.24   | 0                    | 0   | 0                                  | 0   | 3.24   |
| 7            | Shubham Holdings Pvt. Ltd.                       | 278900           | 1.51   | 0                    | 0   | 0                                  | 0   | 1.51   |
| 8            | Arogya Investments Pvt. Ltd.                     | 420000           | 2.27   | 0                    | 0   | 0                                  | 0   | 2.27   |
| 9            | Jal Dhara Holdings Pvt. Ltd.                     | 249900           | 1.35   | 0                    | 0   | 0                                  | 0   | 1.35   |
| 10           | Madhu Tiwari                                     | 250000           | 1.35   | 0                    | 0   | 0                                  | 0   | 1.35   |
| 11           | KGR Securities Pvt. Ltd.                         | 409801           | 2.22   | 0                    | 0   | 0                                  | 0   | 2.22   |
| 12           | Super Scans and Systems Pvt. Ltd.                | 200000           | 1.08   | 0                    | 0   | 0                                  | 0   | 1.08   |
| 13           | Santosh Gajander Singh                           | 349920           | 1.89   | 0                    | 0   | 0                                  | 0   | 1.89   |
| 14           | Sarika T Ayre                                    | 299960           | 1.62   | 0                    | 0   | 0                                  | 0   | 1.62   |
| 15           | Churchgate Investments and Trading Co. Pvt. Ltd. | 285000           | 1.54   | 0                    | 0   | 0                                  | 0   | 1.54   |
| 16           | Umang Kamlesh Vora                               | 245506           | 1.33   | 0                    | 0   | 0                                  | 0   | 1.33   |
| 17           | Arif Gulammustafa Shaikh                         | 200000           | 1.08   | 0                    | 0   | 0                                  | 0   | 1.08   |
| 18           | Chandan Saha                                     | 194000           | 1.05   | 0                    | 0   | 0                                  | 0   | 1.05   |
| 19           | Kamala Kanta Gupta                               | 189214           | 1.02   | 0                    | 0   | 0                                  | 0   | 1.02   |
| 20           | Wealthsmith Share Broking Pvt. Ltd.              | 187612           | 1.01   | 0                    | 0   | 0                                  | 0   | 1.01   |
| <b>TOTAL</b> |  | <b>6914432</b>   | <b>37.38</b>   | <b>0</b>             | <b>0</b>  | <b>0</b>                           | <b>0</b>  | <b>37.38</b>   |

For Shree Hanuman Sugar & Industries Ltd.

  
Managing Director



# Shree Hanuman

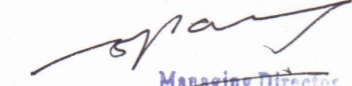
## SUGAR & INDUSTRIES LIMITED

Regd. Office : Chandra Kunj, 3, Pretoria Street, 4th Floor, Kolkata - 700 071  
Phone : 2282 1169(4 Lines) 2282 1183(2 Lines) Fax:(033) 2282 1187/1188  
E-mail:shsil@nopany.co.in /info@hanumansugar.com, Website : www.hanumansugar.com  
CIN : U15432WB1932PLC007276

(I) (c) (ii) Statement showing holding of securities (including shares, warrants, convertible securities) of persons (together with PAC) belonging to the category 'public' and holding more than 5% of the total no of shares of the company

| Sr. No. | Name(s) of the shareholder(s) and the Persons Acting in Concert (PAC) with them | Number of shares | Shares as a percentage of total number of shares {i.e., Grand Total (A)+(B)+(C) indicated in Statement at para (I)(a) above} | Details of warrants  |   | Details of convertible securities  |   | Total shares (including underlying shares assuming full conversion of warrants and convertible securities ) as a % of diluted share capital |
|---------|---|------------------|--|----------------------|---|------------------------------------|---|---|
|         |   |                  |  | No. of warrants held | As a % total number of warrants of the same class | No. of convertible securities held | As a % total number of convertible securities of the same class |   |
|         |   | 0                | 0.00   | 0                    | 0   | 0                                  | 0   | 0.00  |
|         |   | 0                | 0.00   | 0                    | 0   | 0                                  | 0   | 0.00  |
|         |   | 0                | 0.00   | 0                    | 0   | 0                                  | 0   | 0.00  |
|         |   |                  |  |                      |   |                                    |   |   |
|         | Total   | 0                | 0.00   | 0                    | 0   | 0                                  | 0   | 0.00  |

For Shree Hanuman Sugar & Industries Ltd.

  
Managing Director



# Shree Hanuman

## SUGAR & INDUSTRIES LIMITED

Regd. Office : Chandra Kunj, 3, Pretoria Street, 4th Floor, Kolkata - 700 071  
 Phone : 2282 1169(4 Lines) 2282 1183(2 Lines) Fax:(033) 2282 1187/1188  
 E-mail:shsil@nopany.co.in /info@hanumansugar.com, Website : www.hanumansugar.com

CIN : U15432WB1932PLC007276

(I)(d) Statement showing details of locked-in shares

| Sr. No.      | Name of the shareholder                              | Number of locked-in shares | Locked-in shares as a percentage of total number of shares {i.e., Grand Total (A)+(B)+(C) indicated in Statement at para (I)(a) above} | Details of warrants  |   | Details of convertible securities  |   | Total shares (including underlying shares assuming full conversion of warrants and convertible securities) as a % of diluted share capital |
|--------------|--|----------------------------|--|----------------------|---|------------------------------------|---|--|
|              |  |                            |  | No. of warrants held | As a % total number of warrants of the same class | No. of convertible securities held | As a % total number of convertible securities of the same class |  |
| 1            | Nopany Investments Pvt. Ltd                          | 1235000                    | 6.67   | 0                    | 0   | 0                                  | 0   | 6.67   |
| 2            | Bimal Kumar Nopany C/o Bimal Kumar Nopany HUF        | 190000                     | 1.03   | 0                    | 0   | 0                                  | 0   | 1.03   |
| 3            | Bimal Kumar Nopany C/o Rawatmull Nopany Family Trust | 475000                     | 2.57   | 0                    | 0   | 0                                  | 0   | 2.57   |
| <b>TOTAL</b> |  | <b>1900000</b>             | <b>10.27</b>   | <b>0</b>             | <b>0</b>  | <b>0</b>                           | <b>0</b>  | <b>10.27</b>   |


(II)(a) Statement showing details of Depository Receipts (DRs)

| Sr. No.      | Type of outstanding DR (ADRs, GDRs, SDRs, etc.) | Number of outstanding DRs | Number of shares underlying outstanding DRs | Shares underlying outstanding DRs as a percentage of total number of shares {i.e., Grand Total (A)+(B)+(C) indicated in statement at para (I) (a) above |
|--------------|---|---------------------------|---|---|
| 1            |   |                           |   |   |
| 2            |   |                           |   |   |
| 3            |   |                           |   |   |
| <b>TOTAL</b> |   | <b>NIL</b>                | <b>NIL</b>                                  | <b>NIL</b>  |

(II)(b) Statement showing holding of Depository Receipts (DRs), where underlying shares held by "promoter/promoter group" are in excess of 1% of the total number of shares

| Sr. No.      | Name of the DR Holder | Type of outstanding DR (ADRs, GDRs, SDRs, etc.) | Number of shares underlying outstanding DRs | Shares underlying outstanding DRs as a percentage of total number of shares {i.e., Grand Total (A)+(B)+(C) indicated in statement at para (I) (a) above |
|--------------|-----------------------|---|---|---|
| 1            |                       |   |   |   |
| 2            |                       |   |   |   |
| 3            |                       |   |   |   |
| <b>TOTAL</b> |                       | <b>NIL</b>                                      | <b>NIL</b>                                  | <b>NIL</b>  |

For Shree Hanuman Sugar & Industries Ltd.

  
 Managing Director