



(1)(a) Statement Showing Shareholding Pattern

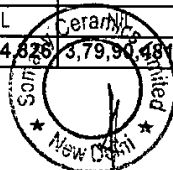
Name of the Company: SOMANY CERAMICS LIMITED			
Scrip Code: BSE - 531548, NSE - SOMANYCERA			
Name of the scrip: BSE - SOMANY, NSE - SOMANYCERA			
Class of Security: Equity Shares of Rs. 2/- each			
Quarter ended: 30/06/2014			
Partly paid-up shares:-	No. of partly paid-up shares	As a % of total no. of partly paid-up shares	As a % of total no. of shares of the Company
Held by Promoter/Promoters Group	NIL	NIL	NIL
Held by Public	NIL	NIL	NIL
Total	NIL	NIL	NIL
Outstanding convertible securities:-	No. of outstanding securities	As a % of total no. of outstanding convertible securities	As a % of total no. of shares of the Company, assuming full conversion of the convertible securities
Held by Promoter/Promoters Group	NIL	NIL	NIL
Held by Public	NIL	NIL	NIL
Total	NIL	NIL	NIL
Warrants:-	No. of warrants	As a % of total no. of warrants	As a % of total no. of shares of the Company, assuming full conversion of warrants
Held by Promoter/Promoter Group	NIL	NIL	NIL
Held by Public	NIL	NIL	NIL
Total	NIL	NIL	NIL
Total paid-up capital of the Company, assuming full conversion of warrants and convertible securities	38,844,826 Equity shares of Rs. 2/- each		



Category Code	Category of shareholder	Number of shareholders	Total number of shares	Number of shares held in de materialized form	Total shareholding as a percentage of total number of shares		Shares Pledged or otherwise encumbered	
					As a percentage of (A+B)	As a percentage of (A+B+C)	Number of Shares	As a Percentage
(I)	(II)	(III)	(IV)	(V)	(VI)	(VII)	(VIII)	(IX)=(VIII)/(IV)*100
(A)	Shareholding of Promoter and Promoter group							
(1)	Indian							
(a)	Individuals/Hindu Undivided Family	8	31,25,465	31,25,465	8.05	8.05	NIL	N. A.
(b)	Central Government/State Government(s)	-	-	-	-	-	-	-
(c)	Bodies Corporate	3	1,87,13,895	1,87,13,895	48.18	48.18	-	-
(d)	Financial Institutions/Banks	-	-	-	-	-	-	-
(e)	Any Other(specify)	-	-	-	-	-	-	-
	Sub-Total(A)(1)	11	2,18,39,360	2,18,39,360	56.22	56.22	-	-
(2)	Foreign							
(a)	Individuals (Non-Resident Individuals/Foreign Individuals)	-	-	-	-	-	-	-
(b)	Bodies Corporate	-	-	-	-	-	-	-
(c)	Institutions	-	-	-	-	-	-	-
(d)	Qualified Foreign Investor	-	-	-	-	-	-	-
(e)	Any Other(specify)	-	-	-	-	-	-	-
	Sub-Total(A)(2)	-	-	-	-	-	-	-
	Total Shareholding of Promoter and Promoter Group (A)=(A)(1)+(A)(2)	11	2,18,39,360	2,18,39,360	56.22	56.22	-	-




		(2)						
(I)	(II)	(III)	(IV)	(V)	(VI)	(VII)	(VIII)	(IX)
(B)	Public Shareholding							
(1)	Institutions							
(a)	Mutual Funds/UTI	5	10,10,383	10,10,383	2.60	2.60	-	-
(b)	Financial Institutions/ Banks	7	13,080	3,050	0.03	0.03	-	-
(c)	Central Government/ State Government(s)	-	-	-	-	-	-	-
(d)	Venture Capital Funds	-	-	-	-	-	-	-
(e)	Insurance Companies	-	-	-	-	-	-	-
(f)	Foreign Institutional Investors	9	21,64,063	21,64,063	5.57	5.57	-	-
(g)	Foreign Venture Capital Investors	-	-	-	-	-	-	-
(h)	Qualified Foreign Investors	-	-	-	-	-	-	-
(i)	Any Other (specify)	-	-	-	-	-	-	-
	Sub-Total (B) (1)	21	31,87,526	31,77,496	8.21	8.21	-	-
(2)	Non-Institutions							
(a)	Bodies Corporate	198	11,47,532	11,10,022	2.95	2.95	-	-
(b)	Individuals-							
	i. Individual shareholders holding nominal share capital up to Rs.1 lakh	3833	38,93,661	30,86,856	10.02	10.02	-	-
	ii. Individual shareholders holding nominal share capital in excess of Rs.1 lakh.	22	30,55,227	30,55,227	7.87	7.87	-	-
(c)	Qualified Foreign Investors	-	-	-	-	-	-	-
(d)	Any Other (specify)							
d(i)	OCBs	2	56,05,326	56,05,326	14.43	14.43	-	-
d(ii)	Non-Resident Individual	41	50,213	50,213	0.13	0.13	-	-
d(iii)	Trusts	3	55,753	55,753	0.14	0.14	-	-
d(IV)	Clearing Member	29	10,228	10,228	0.03	0.03	-	-
	Sub-Total (B) (2)	4128	1,38,17,940	1,29,73,625	35.57	35.57	-	-
	Total Public Shareholding (B)=B(1)+(B)(2)	4149	1,70,05,466	1,61,51,121	43.78	43.78	-	-
	Total (A)+(B)	4160	3,88,44,826	3,79,90,481	100.00	100.00	-	-
(C)	Shares held by Custodians and against which Depository Receipts have been issued	NIL	NIL	NIL	NIL	NIL	NIL	NIL
(1)	Promoter and Promoter Group	NIL	NIL	NIL	NIL	NIL	NIL	NIL
(2)	Public	NIL	NIL	NIL	NIL	NIL	NIL	NIL
	GRAND TOTAL (A)+(B)+(C)	4160	3,88,44,826	3,79,90,481	100.00	100.00	-	-



Somany Ceramics Limited


(I) (b) Statement showing holding of securities (including shares, warrants, convertible securities) of persons belonging to the category "Promoter & Promoter Group" as on 30.06.2014

Sr. No.	Name of the shareholder	Details of the shares held			Encumbered shares			Details of warrants			Details of convertible securities.		Total shares (including underlying shares assuming full conversion of warrants and convertible securities) as a percentage of diluted share capital
		No. of shares held	As a % of grand total (A)+(B)+(C)	No.	As a percentage	As a % of grand total (A)+(B)+(C) of sub-clause (i) (a)	Number of warrants held	As a % total number of warrants of the same class	Number of convertible securities held	As a % total number of convertible securities of the same class			
(i)	(ii)	(iii)	(iv)	(v)	(vi)	(vii)	(viii)	(ix)	(x)	(xi)	(xii)		
1	HIRALALL SOMANY	3,13,855	0.81	NIL	NIL	NIL	NIL	NIL	NIL	NIL	NIL	0.81	
2	SHRIVATSA SOMANY	16,94,675	4.36	NIL	NIL	NIL	NIL	NIL	NIL	NIL	NIL	4.36	
3	SHREEKANT SOMANY	1,15,885	0.30	NIL	NIL	NIL	NIL	NIL	NIL	NIL	NIL	0.30	
4	SHREEKANT SOMANY	45,500	0.12	NIL	NIL	NIL	NIL	NIL	NIL	NIL	NIL	0.12	
5	ABHISHEK SOMANY	85,500	0.22	NIL	NIL	NIL	NIL	NIL	NIL	NIL	NIL	0.22	
6	ANJANA SOMANY	94,150	0.24	NIL	NIL	NIL	NIL	NIL	NIL	NIL	NIL	0.24	
7	MINAL SOMANY	6,25,900	1.61	NIL	NIL	NIL	NIL	NIL	NIL	NIL	NIL	1.61	
8	ANUSHREE CHOPRA	1,50,000	0.39	NIL	NIL	NIL	NIL	NIL	NIL	NIL	NIL	0.39	
9	BHILWARA HOLDINGS LTD.	90,09,840	23.19	NIL	NIL	NIL	NIL	NIL	NIL	NIL	NIL	23.19	
10	SARVOTTAM VANIJAYA LTD.	62,12,980	15.99	NIL	NIL	NIL	NIL	NIL	NIL	NIL	NIL	15.99	
11	SCOPE VINIMOY PVT. LTD.	34,91,075	8.99	NIL	NIL	NIL	NIL	NIL	NIL	NIL	NIL	8.99	
	Total	2,18,39,360	56.22	NIL	NIL	NIL	NIL	NIL	NIL	NIL	NIL	56.22	




(I) (C) (i) Statement showing holding of securities (including shares, warrants, convertible securities) of persons belonging to the category "Public" and holding more than 1% of the total number of shares as on 30.06.2014

Sr.No.	Name of the shareholder	Number of shares held	Shares as a percentage of total number of shares (i.e. Grand Total (A)+(B)+(C) indicated in Statement at para (1) (a) above)	Details of warrants		Details of convertible securities			Total shares (including underlying shares assuming full conversion of warrants and convertible securities) as a % of diluted share capital
				Number of warrants held	As a % total number of warrants of the same class	Number of convertible securities held	% w.r. t. total number of convertible securities of the same class		
1	Lalima Limited	43,47,826	11.19	NIL	NIL	NIL	NIL	11.19	
2	Macquarie Bank Limited	19,51,781	5.02	NIL	NIL	NIL	NIL	5.02	
3	Hind Strategic Investment	12,57,500	3.24	NIL	NIL	NIL	NIL	3.24	
4	DSP Blackrock Micro Cap Fund	5,85,849	1.51	NIL	NIL	NIL	NIL	1.51	
5	Kiritvardhan Finvest Services Ltd.	4,33,795	1.12	NIL	NIL	NIL	NIL	1.12	
	Total	85,76,751	22.08	NIL	NIL	NIL	NIL	22.08	



(I) (C) (ii) Statement showing holding of securities (including shares, warrants, convertible securities) of persons (together with PAC) belonging to the category "Public" and holding more than 5% of the total number of shares of the Company as on 30.06.2014

Sr.No.	Name of the shareholder	Number of shares held	Shares as a percentage of total number of shares (i.e. Grand Total (A)+(B)+(C) indicated in Statement at para (I) (a) above)	Details of warrants		Details of convertible securities			Total shares (including underlying shares assuming full conversion of warrants and convertible securities) as a% of diluted share capital
				Number of warrants held	As a % total number of warrants of the same class	Number of convertible securities held	% w.r.t. total number of convertible securities of the same class		
1	Latania Limited	43,47,826	11.19	NIL	NIL	NIL	NIL	NIL	11.19
2	Macquarie Bank Limited	19,51,781	5.02	NIL	NIL	NIL	NIL	NIL	5.02
	Total	62,99,607	16.22	NIL	NIL	NIL	NIL	NIL	16.22



(I)(d) Statement showing details of locked-in-shares


Sr.No.	Name of the shareholder	Number of locked-in shares	Locked -in-shares as a Percentage of total number of shares (i.e., Grand Total (A)+(B)+(C) indicated in statement at para (1) (a) above)
1	LATINIA LIMITED	43,47,826	11.19

(II)(a) Statement showing details of Depository Receipts (DRs)

Sr.No.	Type of outstanding DR (ADRs, GDRs, SDRs, etc.)	Number of outstanding DRs	Number of shares underlying outstanding DRs	Shares underlying outstanding DRs as a Percentage of total number of shares (i.e., Grand Total (A) +(B)+(C) indicated in Statement at para (1)(a) above)
	NIL	NIL	NIL	NIL

(II)(b) Statement showing Holding of Depository Receipts (DRs), where underlying shares are in excess of 1% of the total number of shares


Sr.No.	Held by 'Promoter/ Promoter group' Name of the DR Holder	Type of outstanding DR (ADRs,GDRs, SDRs, etc.)	Number of shares underlying outstanding DRs	Shares underlying outstanding DRs as a percentage of total number of shares(i.e.,Grand Total (A)+(B)+(C) indicated in Statement at para (I) (a) above)
	NIL	NIL	NIL	NIL



(III) (a) Statement showing the voting pattern of shareholders, if more than one class of shares / securities is issued by the issuer
(Give description of voting rights for each class of securities)

Class X: Equity
Class Y:
Class Z:

Category Code	Category of shareholder	Number of Voting Rights held in each class of securities			Total Voting Rights (III + IV + V)	Total Voting Rights i.e. (VI)	
		Class X (EQUITY)	Class Y	Class Z		As a percentage of (A+B) (VII)	As a percentage of (A+B+C) (VIII)
(I)	(II)	(III)	(IV)	(V)	(VI)		
(A)	Promoter and Promoter group						
(1)	Indian						
(a)	Individuals/Hindu Undivided Family	31,25,465	NIL	NIL	3125465	8.05	8.05
(b)	Central Government/State Government(s)						
(c)	Bodies Corporate	1,87,13,895	NIL	NIL	18713895	48.18	48.18
(d)	Financial Institutions/Banks						
(e)	Any Other(specify)						
	Sub-Total(A)(1)	2,18,39,360	NIL	NIL	2,18,39,360	56.22	56.22



(2)	Foreign												
(a)	Individuals (Non-Resident Individuals/ Foreign Individual												
(b)	Bodies Corporate												
(c)	Institutions												
(d)	Any Other (specify)												
	Sub-Total(A)(2)												
	Total Shareholding of Promoter and Promoter Group (A=(A)(1)+(A)(2)		2,18,39,360		NIL		NIL		2,18,39,360		NIL		56.22
(B)	Public Shareholding												
(1)	Institutions												
(a)	Mutual Funds/UTI		10,10,383		NIL		NIL		10,10,383				2.60
(b)	Financial Institutions/ Banks		13,080		NIL		NIL		13,080				0.03
(c)	Central Government/ State Government(s)												
(d)	Venture Capital Funds												
(e)	Insurance Companies												
(f)	Foreign Institutional Investors		21,64,063		NIL		NIL		21,64,063				5.57
(g)	Foreign Venture Capital Investors												
(h)	Any Other (specify)												
	Sub-Total (B) (1)		31,87,526						31,87,526				8.21



(2)	Non-Institutions								
(a)	Bodies Corporate	11,47,532	NIL	NIL	11,47,532			2.95	2.95
(b)	Individuals- i. Individual shareholders holding nominal share capital up to Rs.1 lakh	38,93,661	NIL	NIL	38,93,661			10.02	10.02
	ii. Individual shareholders holding nominal share capital in excess of Rs.1 lakh.	30,55,227	NIL	NIL	30,55,227			7.87	7.87
(c)	Any Other (specify)								
(c)(i)	OCBs	56,05,326	NIL	NIL	56,05,326			14.43	14.43
(c)(ii)	Non-Resident Individual	50,213	NIL	NIL	50,213			0.13	0.13
(c)(iii)	Trusts	55,753	NIL	NIL	55,753			0.14	0.14
(c)(iv)	Clearing Member	10,228	NIL	NIL	10,228			0.03	0.03
	Sub-Total (B) (2)	1,38,17,940	NIL	NIL	1,38,17,940			35.57	35.57
	Total Public								
	Shareholding (B)=B(1)+(B)(2)	1,70,05,466	NIL	NIL	1,70,05,466			43.78	43.78
	Total (A)+(B)	3,88,44,826	NIL	NIL	3,88,44,826			100.00	100.00
(C)	Shares held by Custodians and against which Depository Receipts have been issued	NIL	NIL	NIL	NIL			NIL	NIL
	GRAND TOTAL (A) + (B) + (C)	3,88,44,826	NIL	NIL	3,88,44,826			100.00	100.00

