

(a) STATEMENT SHOWING SHAREHOLDING PATTERN IN CLAUSE-35

NAME OF THE COMPANY: STAR PAPER MILLS LIMITED


CRIP CODE: 516022

Class of Security:

QUARTER ENDED: 30/06/2014


Name of the Scrip:

	No. of partly paid-up shares	As a % of total no. of partly paid-up shares	As a % of total no. of shares of the Company.
Partly paid-up shares held by promoter/promoter group	0	0	0
held by Public	0	0	0
Total:	0	0	0
Outstanding convertible securities:			
held by promoter/promoter group	0	0	0
held by Public	0	0	0
Total:	0	0	0
Warrants:			
held by promoter/promoter group	0	0	0
held by Public	0	0	0
Total:	0	0	0
Total paid-up capital of the Company, assuming full conversion of warrants and convertible securities	15608350	0	100.00



CATEGORY CODE	CATEGORY OF SHAREHOLDER (II)	NO OF SHAREHOLDERS (III)	TOTAL NUMBER OF SHARES (IV)	NO OF SHARES HELD IN DEMATERIALIZED FORM (V)	TOTAL SHAREHOLDING AS A % OF TOTAL NO OF SHARES			NUMBER OF SHARES (VIII)	PERCENTAGE OF (IX)=(VIII)/(IV)
					AS a PERCENTAGE of (A+B) (VI)	As a PERCENTAGE of (A+B+C) (VII)	OTHERWISE ENCUMBERED		
	PROMOTER AND PROMOTER GROUP								
(1)	INDIAN								
(2)	Individual/HUF	1	45500	45500	0.29	0.29	0	0.00	0.00
(3)	Central Government/State Government(s)	0	0	0	0.00	0.00	0	0.00	0.00
(4)	Bodies Corporate	8	7036719	7036219	45.08	45.08	3730433	53.01	53.01
(5)	Financial Institutions / Banks	0	0	0	0.00	0.00	0	0.00	0.00
(6)	Others	0	0	0	0.00	0.00	0	0.00	0.00
	Sub-Total A(1) :	9	7082219	7081719	45.37	45.37	3730433	52.67	52.67
(7)	FOREIGN								
(8)	Individuals (NRI/Foreign Individuals)	0	0	0	0.00	0.00	0	0.00	0.00
(9)	Bodies Corporate	0	0	0	0.00	0.00	0	0.00	0.00
(10)	Institutions	0	0	0	0.00	0.00	0	0.00	0.00
(11)	Qualified Foreign Investor	0	0	0	0.00	0.00	0	0.00	0.00
(12)	Others	0	0	0	0.00	0.00	0	0.00	0.00
	Sub-Total A(2) :	0	0	0	0.00	0.00	0	0.00	0.00
	Total A=A(1)+A(2)	9	7082219	7081719	45.37	45.37	3730433	52.67	52.67
(13)	PUBLIC SHAREHOLDING								
(14)	INSTITUTIONS								
(15)	Mutual Funds/UTI	2	1510	0	0.01	0.01	0	0.00	0.00
(16)	Financial Institutions /Banks	17	704491	702656	4.51	4.51	0	0.00	0.00
(17)	Central Government / State Government(s)	0	0	0	0.00	0.00	0	0.00	0.00
(18)	Venture Capital Funds	0	0	0	0.00	0.00	0	0.00	0.00
(19)	Insurance Companies	3	556667	556367	3.58	3.58	0	0.00	0.00
(20)	Foreign Institutional Investors	0	0	0	0.00	0.00	0	0.00	0.00
(21)	Foreign Venture Capital Investors	0	0	0	0.00	0.00	0	0.00	0.00
(22)	Qualified Foreign Investor	0	0	0	0.00	0.00	0	0.00	0.00
(23)	Others	0	0	0	0.00	0.00	0	0.00	0.00






CATEGORY CODE	CATEGORY OF SHAREHOLDER	NO OF SHAREHOLDERS (III)	TOTAL NUMBER OF SHARES (IV)	NO OF SHARES HELD IN DEMATERIALIZED FORM (V)	TOTAL SHAREHOLDING AS A % OF TOTAL NO OF SHARES			OTHERWISE ENCUMBERED
					AS a PERCENTAGE of (A+B) (VI)	As a PERCENTAGE of (A+B+C) (VII)	NUMBER AS a PERCENTAGE OF SHARES (VIII)	
(1)	(ii) Sub-Total B(1) :	22	1284668	1281023	8.10	8.10		
(2)	NON-INSTITUTIONS							
a)	Bodies Corporate	224	1928942	1817127	12.36	12.36		
b)	Individuals							
	(i) Individuals holding nominal share capital upto Rs. 1 lakh	9348	2895809	2707466	18.55	18.55		
	(ii) Individuals holding nominal share capital in excess of Rs. 1 lakh	64	2343488	2343488	15.01	15.01		
c)	Others							
	NON RESIDENT INDIANS	58	89273	89993	0.57	0.57		
	CLEARING MEMBERS	6	2261	2261	0.01	0.01		
	TRUSTS	1	1000	1000	0.01	0.01		
	PAKISTHANI SHARE HOLDERS	5	690	0	0.00	0.00		
d)	Qualified Foreign Investor	0	0	0	0.00	0.00		
	Sub-Total B(2) :	9702	7261483	7060335	46.52	46.52		
	Total B=B(1)+B(2) :	9724	8526131	8321358	54.63	54.63		
	Total (A+B) :	9733	15608350	15403077	100.00	100.00		
C)	Shares held by custodians, against which Depository Receipts have been issued							
(1)	Promoter and Promoter Group	0	0	0	0.00	0.00		
(2)	Public							
	GRAND TOTAL (A+B+C) :	9733	15608350	15403077	100.00	100.00	23.90	


(b) Statement showing holding of securities (including shares, warrants, convertible securities) of persons belonging to the category "Promoter and Promoter Group"

Sl. No	Name of the Shareholder	Details of Shares held		Encumbered shares (%)		Details of Warrants			Details of convertible securities		Total Shares (including underlying shares assuming full conversion of warrants and convertible securities) as a % of diluted share capital
		No. of Shares held (III)	As a % of grand total (A)+(B)+(C) (IV)	As a % of grand total (A)+(B)+(C) (V)	As a percentage (VI) $\frac{(V)}{(A)+(B)+(C)} \times 100$	As a % of grand total (A)+(B)+(C) (VII)	Number of warrants held (VIII)	As a % total number of warrants of the same class (IX)	Number of convertible securities held (X)	As a % total number of convertible securities of the same class (XI)	
1	ISS TRADERS LIMITED	40500019	25.95	2205433	54.45	14.13	0	0.00	0	0.00	25.95
2	ZALBERT TRADING COMPANY PRIVATE LTD.	805200	5.80	0	0.00	0.00	0	0.00	0	0.00	5.80
3	SILENT VALLEY INVESTMENTS LTD.	771000	4.94	325000	42.15	2.08	0	0.00	0	0.00	4.94
4	BOYDELL MEDIA PRIVATE LTD.	700000	4.48	100100	100.00	4.48	0	0.00	0	0.00	4.48
5	SCOUTINIOUS FORMS (CALCUTTA) LTD.	510000	3.27	500000	98.04	3.23	0	0.00	0	0.00	3.27
6	ISS TRADERS LTD.	100000	0.64	0	0.00	0.00	0	0.00	0	0.00	0.64
7	SHRIVARDHAN GOENKA	45500	0.28	0	0.00	0.00	0	0.00	0	0.00	0.28
8	ISS TRADERS LTD.	300	0.00	0	0.00	0.00	0	0.00	0	0.00	0.00
9	BEZRA TRADING & FINANCE CO LTD.	200	0.00	0	0.00	0.00	0	0.00	0	0.00	0.00
	TOTAL :	7052219	45.37	3734433	52.97	23.90	0	0.00	0	0.00	45.37




4.

Sr.No.	Name of the shareholder	Number of shares held	Shares as a percentage of total number of shares (i.e., Grant total (A)+(B)+(C) indicated in Statement at para (i)(a) above)	Details of warrants		Details of convertible securities (capital)		Total shares (including underlying shares assuming full conversion of warrants and convertible securities) as a % of diluted share
				Number of warrants held	As a % total number of warrants of the same class	Number of convertible securities held	% w.r.t total number of convertible securities of the same class	
1	GBK RESOURCES PRIVATE LIMITED	1200000	7.69	0	0.00	0	0.00	7.69
2	IFCI LTD	701585	4.49	0	0.00	0	0.00	4.49
3	GENERAL INSURANCE CORPORATION OF INDIA	558117	3.58	0	0.00	0	0.00	3.58
4	ABHAY KRISHI UDYOG PVT LTD	362948	2.33	0	0.00	0	0.00	2.33
5	MUKTILAL GANUJAL PALDIWAL	247598	1.59	0	0.00	0	0.00	1.59
6	HITESH RAMJI JAVERI	200000	1.28	0	0.00	0	0.00	1.28
7	DINESH MUKTILAL PALDIWAL	177864	1.14	0	0.00	0	0.00	1.14
8	HARSHA HITESH JAVERI	164073	1.05	0	0.00	0	0.00	1.05
9	SHARADEVI MUKTILAL PALDIWAL	161922	1.04	0	0.00	0	0.00	1.04
	TOTAL :	3774107	24.18	0	0.00	0	0.00	24.18




Sr.No	Name(s) of the shareholder(s) and the Persons Acting in Concert (PAC) with them	Number of shares held	Shares as a percentage of total number of shares (i.e., Grant total (A)+(B)+(C) indicated in Statement at para (1)(a) above)	Details of warrants		Details of convertible securities		assuming full conversion of warrants and convertible securities) as a % of diluted share capital)
				Number of warrants held	As a % total number of warrants of the same class	Number of convertible securities held	% W.r.t total	
	1GBK RESOURCES PRIVATE	1200000	7.69	0	0.00	0	0.00	7.69
TOTAL :		1200000	7.69	0	0.00	0	0.00	7.69




6.

STATEMENT SHOWING DETAILS OF LOCKED-IN SHARES"			
(1)(d)			
		Locked-in shares as a (%) percentage of total number of shares (i.e. Grand Total (A)+(B)+(C) Indicated in Statement at para (1)(a) above}	0
Sr.No.	Name of the shareholder	Number of locked-in shares	Promoter/Promoter Group/Public
TOTAL :			0



STATEMENT SHOWING DETAILS OF DEPOSITORY RECEIPTS (DRs)

(ii)(a)	Sr.No.	Type of outstanding DR (ADRs, GDRs, SD)	Number of outstanding DRs	Number of shares underlying outstanding DRs	Shares underlying outstanding DRs as a percentage of total number of shares (i.e., Grand Total (A)+(B)+(C) Indicated in Statement at Para(i)(a) above)
			0	0	0
	TOTAL :			0	0



(II)(b)	Statement showing Holding of Depository Receipts (DRs), where underlying shares held by "Promoter/Promoter group" are in excess of 1% of the total number shares.			
Sr.No.	Name of the DR Holder	Type of outstanding DR (ADRs,GDRs,S DRs,etc.)	Number of shares underlying outstanding DRs	Shares underlying outstanding DRs as a percentage of total number of shares (i.e., Grand Total (A)+(B)+(C) indicated in Statement at para(I)(a) above)
			0	0
TOTAL :				0

