


(I) (a)

Statement showing Shareholding Pattern

Name of the Company: THE SUPREME INDUSTRIES LTD			
Scrip Code, Name of the scrip, class of security: NSE: SUPREMEIND, BSE: 509930 Class of Security: Equity Shares			
Quarter ended: 30/06/2014			
Partly paid-up shares:-	No. of partly paid-up shares	As a % of total no. of partly paid-up Shares	As a % of total no. of shares of the company
Held by promoter/promoter group	NIL	N.A.	N.A.
Held by public	NIL	N.A.	N.A.
Total	NIL	N.A.	N.A.
Outstanding convertible securities :-	No. of outstanding securities	As a % of total no. of outstanding convertible securities	As a % of total no. of shares of the company, assuming full conversion of the convertible securities
Held by promoter/promoter group	NIL	N.A.	N.A.
Held by public	NIL	N.A.	N.A.
Total	NIL	N.A.	N.A.
Warrants:-	No. of warrants	As a % of total no. of warrants	As a % of total no. of shares of the company, assuming full conversion of Warrants
Held by promoter/promoter group	NIL	N.A.	N.A.
Held by public	NIL	N.A.	N.A.
Total	NIL	N.A.	N.A.
Total paid-up capital of the company, assuming full conversion of warrants and convertible securities	127026870	N.A.	100.00

For The Supreme Industries Ltd.


 (R. J. Saboo)
 Sr. General Manager (Corporate Affairs)
 & Company Secretary

Statement Showing Shareholding Pattern								
(D)(a)								
	Name of the Company :		THE SUPREME INDUSTRIES LTD					
	Scrip Code :		509930	Quarter Ended :		30/06/2014		
Category code	Category of Shareholder	Number of Shareholders	Total number of shares	Number of shares held in dematerialized form	Total shareholding as a percentage of total number of shares		Shares pledged or otherwise encumbered	
					As a percentage of (A+B) ¹	As a percentage of (A+B+C)	Number of Shares	As a percentage of (IX)=(VIII)/(IV)*100
(I)	(II)	(III)	(IV)	(V)	(VI)	(VII)	(VIII)	(IX)
(A)	Shareholding of Promoter and Promoter Group ²							
1	Indian							
(a)	Individuals/ Hindu Undivided Family	10	3235590	3235590	2.55	2.55	0	0.00
(b)	Central Government/ State Government(s)	0	0	0	0.00	0.00	0	0.00
(c)	Bodies Corporate	5	59867155	59867155	47.13	47.13	0	0.00
(d)	Financial Institutions/ Banks	0	0	0	0.00	0.00	0	0.00
(e)	Any Others(Specify)	0	0	0	0.00	0.00	0	0.00
	Trust	1	17260	17260	0.01	0.01	0	0.00
	Sub Total(A)(1)	16	63120005	63120005	49.69	49.69	0	0.00
2	Foreign							
a	Individuals (Non-Residents Individuals/ Foreign Individuals)	0	0	0	0.00	0.00	0	0.00
b	Bodies Corporate	0	0	0	0.00	0.00	0	0.00
c	Institutions	0	0	0	0.00	0.00	0	0.00
d	Any Others(Specify)	0	0	0	0.00	0.00	0	0.00
	Sub Total(A)(2)	0	0	0	0.00	0.00	0	0.00
	Total Shareholding of Promoter and Promoter Group (A)=(A)(1)+(A)(2)	16	63120005	63120005	49.69	49.69	0	0.00
(B)	Public shareholding						N.A.	N.A.
1	Institutions						N.A.	N.A.
(a)	Group Companies							
(i)	Foreign Financial Institutions/ Banks	1	500	500	0.00	0.00	0	0.00
(b)	Mutual Funds/ UTI	39	7061512	7061512	5.56	5.56	0	0.00
(c)	Financial Institutions / Banks	12	24836	22071	0.02	0.02	0	0.00

For The Supreme Industries Ltd.

(R. J. Saboo)
Sr. General Manager (Corporate Affairs)
& Company Secretary

Category code	Category of Shareholder	Number of Shareholders	Total number of shares	Number of shares held in dematerialized form	Total shareholding as a percentage of total number of shares		Shares pledged or otherwise encumbered	
					As a percentage of (A+B) ¹	As a percentage of (A+B+C)	Number of Shares	As a percentage of (IX)=(VIII)/(IV)*100
(I)	(II)	(III)	(IV)	(V)	(VI)	(VII)	(VIII)	(IX)
(d)	Central Government/ State Government(s)	0	0	0	0.00	0.00	0	0.00
(e)	Venture Capital Funds	0	0	0	0.00	0.00	0	0.00
(f)	Insurance Companies	0	0	0	0.00	0.00	0	0.00
(g)	Foreign Institutional Investors	108	26442006	26440506	20.82	20.82	0	0.00
(h)	Foreign Venture Capital Investors	0	0	0	0.00	0.00	0	0.00
(i)	Qualified Foreign Investor	0	0	0	0.00	0.00	0	0.00
(j)	Any Other	0	0	0	0.00	0.00	0	0.00
	Sub-Total (B)(1)	160	33528854	33524589	26.40	26.40	0	0.00
B 2	Non-institutions							
(a)	Bodies Corporate	473	6180562	6160077	4.87	4.87	0	0.00
(b)	Individuals							
I	Individuals -i. Individual shareholders holding nominal share capital up to Rs 1 lakh	25779	18724078	16078433	14.74	14.74	0	0.00
II	ii. Individual shareholders holding nominal share capital in excess of Rs. 1 lakh.	40	4745762	4745762	3.74	3.74	0	0.00
(c)	Qualified Foreign Investor	0	0	0	0.00	0.00	0	0.00
(d)	Any Other (specify)							
(d-i)	Trusts	5	27958	27958	0.01	0.01	0	0.00
(d-ii)	Clearing Member	81	107459	107459	0.08	0.08	0	0.00
(d-ii)	NRI	584	552822	411712	0.44	0.44	0	0.00
(d-iii)	OCB	1	39370	0	0.03	0.03	0	0.00
	Sub-Total (B)(2)	26963	30378011	27531401	23.91	23.91	0	0.00
(B)	Total Public Shareholding (B)= (B)(1)+(B)(2)	27123	63906865	61055990	50.31	50.31	N.A.	N.A.
	TOTAL (A)+(B)	27139	127026870	124175995	100.00	100.00	0	0.00
(C)	Shares held by Custodians and against which Depository Receipts have been issued							
(i)	Promoter and Promoter Group	0	0	0	0.00	0.00	0.00	0.00
(ii)	Public	0	0	0	0.00	0.00	0.00	0.00
	Sub Total (C) (I)	0	0	0	0.00	0.00	0.00	0.00
	GRAND TOTAL (A)+(B)+(C)	27139	127026870	124175995	100.00	100.00	0	0.00

For The Supreme Industries Ltd.

(R. J. Saboo)
Sr. General Manager (Corporate Affairs)
& Company Secretary

(D)(b) Statement showing holding of securities (including shares, warrants, convertible securities) of persons belonging to the category "Promoter and Promoter Group"

Sr. No.	Name of the shareholder	Details of Shares held		Encumbered shares (*)			Details of warrants		Details of convertible securities		Total shares (including underlying shares assuming full conversion of warrants and convertible securities) as a % of diluted share capital
		No. of Shares held	As a % of grand total (A) + (B) + (C)	No.	As a percentage	As a % of grand total (A) + (B) + (C) of sub-class (I) (a)	Number of warrants held	As a % total number of warrants of the same class	Number of convertible securities held	As a % total number of convertible securities of the same class	
(I)	(II)	(III)	(IV)	(V)	(VI) = (V)/(III)*100	(VII)	(VIII)	(IX)	(X)	(XI)	(XII)
1	VENKTESH INVESTMENT & TRADING CO. (P) LTD.	19693081	15.50	0	0.00	0.00	0	0.00	0	0.00	0
2	JOVIAL INVESTMENT & TRADING CO. (P) LTD.	19912082	15.68	0	0.00	0.00	0	0.00	0	0.00	0
3	BOON INVESTMENT & TRADING CO. (P) LTD.	20208592	15.91	0	0.00	0.00	0	0.00	0	0.00	0
4	SURAJ PACKAGING PRIVATE LIMITED	6300	0.00	0	0.00	0.00	0	0.00	0	0.00	0
5	PLATINUM PLASTIC AND INDUSTRIES PRIVATE LIMITED	49100	0.04	0	0.00	0.00	0	0.00	0	0.00	0
6	BALKRISHNA PRABHU CHARITABLE TRUST	17260	0.01	0	0.00	0.00	0	0.00	0	0.00	0
7	SHIVRATAN JEETMAL TAPARIA	703816	0.55	0	0.00	0.00	0	0.00	0	0.00	0
8	MAHAVEERPRASAD S. TAPARIA	749186	0.59	0	0.00	0.00	0	0.00	0	0.00	0
9	VIJAYKUMAR BAJRANGLAL TAPARIA	344890	0.27	0	0.00	0.00	0	0.00	0	0.00	0
10	BAJRANGLAL SURAJMAL TAPARIA	367398	0.29	0	0.00	0.00	0	0.00	0	0.00	0
11	VIVEK KUMAR TAPARIA	262230	0.21	0	0.00	0.00	0	0.00	0	0.00	0
12	KAMLESHDEVI M. TAPARIA	347830	0.27	0	0.00	0.00	0	0.00	0	0.00	0
13	KUSUMDEVI S. TAPARIA	98690	0.08	0	0.00	0.00	0	0.00	0	0.00	0
14	PRIYANKADEVI TAPARIA	141500	0.11	0	0.00	0.00	0	0.00	0	0.00	0
15	VIREN VIVEK TAPARIA	200050	0.16	0	0.00	0.00	0	0.00	0	0.00	0
16	ANIK VIVEKKUMAR TAPARIA	20000	0.02	0	0.00	0.00	0	0.00	0	0.00	0
TOTAL		63128005	49.69	0	0.00	0.00	0	0.00	0	0.00	0

(*) The term "encumbrance" has the same meaning as assigned to it in regulation 28(3) of the SAST Regulation, 2011.

For The Supreme Industries Ltd.

(R. J. Saboo)
Sr. General Manager (Corporate Affairs)
& Company Secretary

(D)(c) (i) Statement showing holding of securities (including shares, warrants, convertible securities) of persons belonging to the category "Public" and holding more than 1% of the total number of shares								
Sr. No.	Name of the shareholder	Number of shares	Shares as a percentage of total number of shares (i.e., Grand Total (A)+(B)+(C) indicated in Statement at para (D)(a) above)	Details of warrants		Details of convertible securities		Total shares (including underlying shares assuming full conversion of warrants and convertible)
				Number of warrants held	As a % total number of warrants of the same class	Number of convertible securities held	% w.r.t. total number of convertible securities of the same class	
1	NALANDA INDIA FUND LIMITED	8176502	6.44	0	0.00	0	0.00	0
2	HSBC BANK (MAURITIUS) LIMITED A/C JWALAMUKHI INVESTMENTS HOLDINGS	3138469	2.47	0	0.00	0	0.00	0
3	HDFC TRUSTEE COMPANY LTD. - A/C. HDFC MID- CAP OPPORTUNITIES FUND	2497400	1.97	0	0.00	0	0.00	0
4	MATTHEWS INDIA FUND	1895000	1.49	0	0.00	0	0.00	0
5	JPMORGAN EMERGING MARKETS INVESTMENT TRUST PL	1351280	1.06	0	0.00	0	0.00	0
TOTAL		17058651	13.43	0	0.00	0	0.00	0


For The Supreme Industries Ltd.

(R. J. Saboo)
 Sr. General Manager (Corporate Affairs)
 & Company Secretary

(I)(c) (ii) Statement showing holding of securities (including shares, warrants, convertible securities) of persons (together with PAC) belonging to the category "Public" and holding more than 5% of the total number of shares of the company

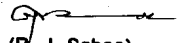
Sr. No.	Name (s) of the shareholder (s) and the Persons Acting in Concert (PAC) with them	Number of shares	Shares as a percentage of total number of shares (i.e., Grand Total (A)+(B)+(C) indicated in Statement at para (D)(a) above)	Details of warrants		Details of convertible securities		Total shares (including underlying shares assuming full conversion of warrants and convertible securities) as a % of diluted share capital
				Number of warrants held	As a % total number of warrants of the same class	Number of convertible securities held	% w.r.t. total number of convertible securities of the same class	
1	NALANDA INDIA FUND LIMITED	8176502	6.44	0	0.00	0	0.00	0
	TOTAL	8176502	6.44	0	0.00	0	0.00	0.00

For The Supreme Industries Ltd.


 (R. J. Saboo)
 Sr. General Manager (Corporate Affairs)
 & Company Secretary


(l)(d) Statement showing details of locked-in shares				
Sr. No.	Name of the Shareholder	Category of Shareholders (Promoters/ Public)	Number of Locked-in Shares	Locked-in shares as a percentage of total number of shares (i.e., Grand Total (A)+(B)+(C) Indicated in Statement at para (l) (a) above)
	NIL	NIL	NIL	NIL
TOTAL		0	0	0.00

For The Supreme Industries Ltd.


 (R. J. Saboo)
 Sr. General Manager (Corporate Affairs)
 & Company Secretary

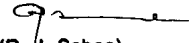
(II) (a) Statement Showing Details of Depository Receipt(s) (DRs)				
Sr. No.	Type of Outstanding DR (ADRs, GDRs, SDRs, etc.)	No. of Outstanding DRs	No of Shares underlying outstanding DRs	Shares underlying outstanding DRs as a % of total no. of Shares (i.e Total (A)+ (B)+ (C) Indicated in Statement at Para (I) (a) above)
	NIL	NIL	NIL	NIL
TOTAL		0	0	0.00

For The Supreme Industries Ltd.


 (R. J. Saboo)
 Sr. General Manager (Corporate Affairs)
 & Company Secretary

(II) (b) Statement Showing Holding of Depository Receipts (DRs)				
where underlying shares held by 'promoter / promoter group' are in excess of 1% of the total number of shares				
Sr. No.	Name of the DR Holder	Type of Outstanding DR (ADRs, GDRs, SdRs etc.)	No of Shares underlying outstanding DRs	Shares underlying outstanding DRs as a % of total no. of Shares (I.e. Grand Total (A) + (B) + (C) Indicated in Statement at Para (I) (a) above)
	NIL	NIL	NIL	NIL
TOTAL			0	0.00

For The Supreme Industries Ltd.


(R. J. Saboo)
Sr. General Manager (Corporate Affairs)
& Company Secretary