


Introductory sub-table (I)(a)

<b>Name of the Company: TGB BANQUETS AND HOTELS LIMITED</b>			
<b>Scrp Code, Name of the scrip, class of security: BSE: 532845 NSE: TGBHOTELS</b>			
<b>Quarter ended: 30TH JUNE,2014</b>			
<b>Partly paid-up shares:-</b>	<b>No. of partly paid-up shares</b>	<b>As a % of total no. of partly paid-up shares</b>	<b>As a % of total no. of shares of the company</b>
Held by promoter/promoter group	0	0	0
Held by public	0	0	0
<b>Total</b>	<b>0</b>	<b>0</b>	<b>0</b>
<b>Outstanding convertible securities:-</b>	<b>No. of outstanding securities</b>	<b>As a % of total no. of outstanding convertible securities</b>	<b>As a % of total no. of shares of the company, assuming full conversion of the convertible securities</b>
Held by promoter/promoter group	0	0	0
Held by public	0	0	0
<b>Total</b>	<b>0</b>	<b>0</b>	<b>0</b>
<b>Warrants:-</b>	<b>No. of warrants</b>	<b>As a % of total no. of warrants</b>	<b>As a % of total no. of shares of the company, assuming full conversion of warrants</b>
Held by promoter/promoter group	0	0	0
Held by public	0	0	0
<b>Total</b>	<b>0</b>	<b>0</b>	<b>0</b>
<b>Total paid-up capital of the company, assuming full conversion of warrants and convertible securities</b>			
<b>29286400</b>			



**Statement Showing Shareholding Pattern**


			Table (I)(a)					
Category code	Category of Shareholder	Number of Shareholders	Total number of shares	Number of shares held in dematerialized form	Total shareholding as a percentage of total number of shares		Shares Pledged or otherwise encumbered	
					As a percentage of (A+B) <sup>1</sup>	As a percentage of (A+B+C)	Number of shares	As a percentage
(I)	(II)	(III)	(IV)	(V)	(VI)	(VII)	(VIII)	(IX)= (VIII)/(IV)
<b>(A)</b>	<b>Shareholding of Promoter and</b>							
<b>1</b>	<b>Indian</b>							
(a)	Individuals/ Hindu Undivided Family	7	7856904	7856904	26.83	26.83	3095000	39.39
(b)	Central Government/ State Government(s)	0	0	0	0.00	0.00	0	0.00
(c)	Bodies Corporate	1	423000	423000	1.44	1.44	423000	100.00
(d)	Financial Institutions/ Banks	0	0	0	0.00	0.00	0	0.00
(e)	Any Others(Specify)							
(e-i)	Director / Relatives	10	2883265	2883265	9.84	9.84	357250	12.39
	<b>Sub Total(A)(1)</b>	<b>18</b>	<b>11163169</b>	<b>11163169</b>	<b>38.12</b>	<b>38.12</b>	<b>3875250</b>	<b>34.71</b>
<b>2</b>	<b>Foreign</b>							
a	Individuals (Non-Residents Individuals/ Foreign Individuals)	0	0	0	0.00	0.00	0	0.00
b	Bodies Corporate	0	0	0	0.00	0.00	0	0.00
c	Institutions	0	0	0	0.00	0.00	0	0.00
d	Qualified Foreign Investor	0	0	0	0.00	0.00	0	0.00
e	Any Others(Specify)	0	0	0	0.00	0.00	0	0.00
	<b>Sub Total(A)(2)</b>	<b>0</b>	<b>0</b>	<b>0</b>	<b>0.00</b>	<b>0.00</b>	<b>0</b>	<b>0.00</b>
	<b>Total Shareholding of Promoter and Promoter Group (A)= (A)(1)+(A)(2)</b>	<b>18</b>	<b>11163169</b>	<b>11163169</b>	<b>38.12</b>	<b>38.12</b>	<b>3875250</b>	<b>34.71</b>
<b>(B)</b>	<b>Public shareholding</b>							
<b>1</b>	<b>Institutions</b>							
(a)	Mutual Funds/ UTI	0	0	0	0.00	0.00	0	0.00
(b)	Financial Institutions/ Banks	0	0	0	0.00	0.00	0	0.00
(c)	Central Government/ State Government(s)	0	0	0	0.00	0.00	0	0.00
(d)	Venture Capital Funds	0	0	0	0.00	0.00	0	0.00
(e)	Insurance Companies	0	0	0	0.00	0.00	0	0.00



(f)	Foreign Institutional Investors	0	0	0	0.00	0.00	0	0.00
(g)	Foreign Venture Capital Investors	0	0	0	0.00	0.00	0	0.00
(h)	Qualified Foreign Investor	0	0	0	0.00	0.00	0	0.00
(i)	Any Other (specify)	0	0	0	0.00	0.00	0	0.00
	<b>Sub-Total (B)(1)</b>	<b>0</b>	<b>0</b>	<b>0</b>	<b>0.00</b>	<b>0.00</b>	<b>0</b>	<b>0.00</b>
<b>B 2</b>	<b>Non-institutions</b>							
(a)	Bodies Corporate	144	9134961	9134961	31.19	31.19	3190048	34.92
(b)	Individuals							
I	Individual shareholders holding nominal share capital up to Rs 1 lakh	3449	1193717	1193712	4.08	4.08	0	0.00
II	Individual shareholders holding nominal share capital in excess of Rs. 1 lakh.	36	6354168	6354168	21.70	21.70	628800	9.90
(c)	Qualified Foreign Investor	0	0	0	0.00	0.00	0	-
(d)	Any Other 1. Clearing Member	46	685228	685228	2.34	2.34	25150	3.67
(d-i)	Non resident indians (REPAT)	27	64955	64955	0.22	0.22	0	0.00
(d-ii)	Non resident indians (NON REPAT)	5	690200	690200	2.36	2.36	0	0.00
(d-iii)	Trusts	2	2	2	0.00	0.00	0	0.00
	<b>Sub-Total (B)(2)</b>	<b>3709</b>	<b>18123231</b>	<b>18123226</b>	<b>61.88</b>	<b>61.88</b>	<b>3843998</b>	<b>21.21</b>
<b>(B)</b>	<b>Total Public Shareholding (B)= (B)(1)+(B)(2)</b>	<b>3709</b>	<b>18123231</b>	<b>18123226</b>	<b>61.88</b>	<b>61.88</b>	<b>3843998</b>	<b>21.21</b>
	<b>TOTAL (A)+(B)</b>	<b>3727</b>	<b>29286400</b>	<b>29286395</b>	<b>100.00</b>	<b>100.00</b>	<b>7719248</b>	<b>26.36</b>
<b>(C)</b>	<b>Shares held by Custodians and against which Depository Receipts have been issued</b>							
1	Promoter and Promoter Group	0	0	0	0	0.00	0	-
2	Public	0	0	0	0	0.00	0	-
	<b>Sub-Total (C)</b>	<b>0</b>	<b>0</b>	<b>0</b>	<b>0</b>	<b>0</b>	<b>0</b>	<b>-</b>
	<b>GRAND TOTAL (A)+(B)+(C)</b>	<b>3727</b>	<b>29286400</b>	<b>29286395</b>	<b>100.00</b>	<b>100.00</b>	<b>7719248</b>	<b>26.36</b>




Sr.No	Notes
1	5 (Five) SHARES ARE IN PHYSICAL FORM.
2	
3	
4	
5	
6	
7	
8	
9	




**Statement showing holding of securities (including shares, warrants, convertible securities) of persons**

**(D)(b) belonging to the category "Promoter and Promoter Group"**

Sr. No.	Name of the shareholder	Details of Shares held		Encumbered shares (*)			Details of warrants		Details of convertible securities		Total shares (including underlying shares assuming full conversion of warrants and convertible securities) as a % of diluted
		Number of shares held	As a % of grand total (A)+(B)+(C)	No.	As a percent age	As a % of grand total (A)+(B)+(C) of sub-clause (I)(a)	Number of warrants held	As a % total number of warrants of the same class	Number of convertible securities held	As a % total number of convertible securities of the same	
(I)	(II)	(III)	(IV)	(V)	(VI)=(V)/(III)*100	(VII)	(VIII)	(IX)	(X)	(XI)	(XII)
1	NARENDRA GURMUKHDAS SOMANI AGSPS6052Q	5680254	19.40	2355000	41.46	8.04					19.40
2	DEVANAND GURMUKHDAS SOMANI AEXPS4820B	909800	3.11	140000	15.39	0.48					3.11
3	HEMANT GURMUKHDAS SOMANI AJUPS3764N	775350	2.65	600000	77.38	2.05					2.65
4	SUNITABEN NARENDRABHAI SOMANI AIQPS5317Q	519000	1.77	343000	66.09	1.17					1.77
5	RAMESH K MOTIANI ABAPM7120L	491500	1.68	0	0.00	0.00					1.68
6	INDRAKUMAR KISHANCHAND MOTIANI ABOPM4787H	486000	1.66	0	0.00	0.00					1.66
7	SURESH KISHANCHAND MOTIANI ABAPM1797R	444000	1.52	0	0.00	0.00					1.52
8	GIRDHARI KISHANCHAND MOTIANI ABAPM7119F	441500	1.51	0	0.00	0.00					1.51
9	RAJESH RAMESHBHAI MOTIANI ABOPM4807E	406336	1.39	0	0.00	0.00					1.39

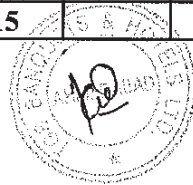


10	BHAGWATI CATERERS PRIVATE LIMITED	423000	1.44	423000	100.00	1.44					1.44
11	MUKESH RAMESHBHAI MOTIANI ABLPM8867B	253229	0.86	250	0.10	0.00					0.86
12	HARSHITABEN DEVANAND SOMANI AFXPS4803H	166600	0.57	4000	2.40	0.01					0.57
13	NEETA HEMANT SOMANI BBKPS5665R	166600	0.57	10000	6.00	0.03					0.57
<b>TOTAL</b>		<b>11163169</b>	<b>38.12</b>	<b>3875250</b>	<b>34.71</b>	<b>13.23</b>					<b>38.12</b>



**(D)(c)(i) Statement showing holding of securities (including shares, warrants, convertible securities) of persons belonging to the category "Public" and holding more than 1% of the total number of shares**

Sr. No.	Name of the shareholder	Number of shares held	Shares as a percentage of total number of shares (i.e., Grand Total (A)+(B)+(C) indicated in Statement at para (D)(a) above}	Details of warrants		Details of convertible securities		Total shares (including underlying shares assuming full conversion of warrants and convertible securities) as a % of diluted share capital
				Number of warrants held	As a % total number of warrants of the same class	Number of convertible securities held	% w.r.t total number of convertible securities of the same class	
1	RAJSHAH ENTERPRISE PRIVATE LIMITED AACCR9569C	4272144	14.59					14.59
2	SANJAY C. AGARWAL	2500000	8.54					8.54
3	SHRIRAM CREDIT COMPANY LIMITED	1321921	4.51					4.51
4	KAMLESH SEVARAM PANJABI	687000	2.35					2.35
5	PRITI EXIM PRIVATE LTD	549902	1.88					1.88
6	SURESH AMULAKHBHAI SHAH ADRPS3146B	525000	1.79					1.79
7	BRILLIANT ADVISORY SERVICES PVT LTD	500252	1.71					1.71
8	AMIBEN JIGNESHKUMAR SHAH	390000	1.33					1.33
9	GIRABEN ATULBHAI SHAH	390000	1.33					1.33
10	KUSUMBEN HIRALAL SHAH	390000	1.33					1.33
11	SWATIBEN ANILBHAI SHAH	390000	1.33					1.33
12	MAHESH KHEMCHAND ASWANI AASPA3357J	350000	1.20					1.20
13	AMIT HARIVADAN PARIKH ACIPP6156A	340962	1.16					1.16
14	KASHIBA FINANCE PRIVATE	317594	1.08					1.08
15	JAINAM SHARE CONSUTANT PRIVATE	297784	1.02					1.02
<b>TOTAL</b>		<b>13222559</b>	<b>45.15</b>					<b>45.15</b>




<b>(D)(c)(ii) Statement showing holding of securities (including shares, warrants, convertible securities) of persons (together with PAC) belonging to the category "Public" and holding more than 5% of the total number of shares of the company.</b>						
Sr. No.	Name(s) of the shareholder(s) and the Persons Acting in Concert (PAC) with them	Number of shares	Shares as a percentage of total number of shares {i.e., Grand Total (A)+(B)+(C) indicated in Statement at para (D)(a) above}	Details of warrants		Total shares (including underlying shares assuming full conversion of warrants and convertible securities) as a % of diluted share capital
				Number of warrants	As a % total number of warrants of the same class	
				Details of convertible securities		
				Number of convertible securities held	% w.r.t total number of convertible securities of the same class	
1	RAJSHAH ENTERPRISE PRIVATE LIMITED AACCR9569C	4272144	14.59			14.59
2	SANJAY C. AGARWAL	2500000	8.54			8.54
<b>TOTAL</b>		<b>6772144</b>	<b>23.12</b>			<b>23.12</b>





<b>(D)(d) Statement showing details of locked-in shares</b>			
<b>Sr. No.</b>	<b>Name of the shareholder</b>	<b>Number of locked-in shares</b>	<b>Locked-in shares as a percentage of total number of shares {i.e., Grand Total (A)+(B)+(C) indicated in Statement at para (D)(a) above}</b>
NIL			
<b>TOTAL</b>		0	0.00



Statement showing details of Depository Receipts (DRs)			
(II)(a)	Type of outstanding DR (ADRs, GDRs, SDRs, etc.)	Number of outstanding DRs	Number of shares underlying outstanding DRs
TOTAL			0
TOTAL			0.00

NIL



(II)(b) Statement showing holding of Depository Receipts (DRs), where underlying shares held by "promoter/promoter group" are in excess of 1% of the total number of shares

Sr. No.	Name of the DR Holder	Type of outstanding DR (ADRs, GDRs, SDRs, etc.)	Number of shares underlying outstanding DRs	Shares underlying outstanding DRs as a percentage of total number of shares {i.e., Grand Total (A)+(B)+(C) indicated in Statement at para (I)(a) above}
NIL				
<b>TOTAL</b>			0	0.00

