

(1)(a) STATEMENT SHOWING SHAREHOLDING PATTERN IN CLAUSE-35			
NAME OF THE COMPANY: TV18 Broadcast Limited			
SCRIP CODE:	532800	Name of the Scrip: TV18 Broadcast Limited	
Class of Security:	Equity		
Quarter Ended :	30.06.2014		
Partly paid-up shares	No. of partly paid-up shares	As a % of total no. of partly paid-up shares	As a % of total no. of shares of the Company.
Held by promoter/promoter group	NIL	NIL	NIL
Held by Public	NIL	NIL	NIL
Total:	NIL	NIL	NIL
Outstanding convertible securities: 10% Secured Optionally Fully Convertible Debentures	No. of outstanding securities	As a % of total no. of outstanding convertible securities.	As a % of total no. of shares of the Company assuming full conversion of the convertible securities
Held by promoter/promoter group	NIL	NIL	NIL
Held by Public	NIL	NIL	NIL
Total:	NIL	NIL	NIL
Warrants:	No. of warrants	As a % of total no. of warrants	As a % of total no. of shares of the Company, assuming full conversion of warrants
Held by promoter/promoter group	NIL	NIL	NIL
Held by Public	NIL	NIL	NIL
Total:	NIL	NIL	NIL
Total paid-up capital of the Company, assuming full conversion of warrants and convertible securities			1711659753

For TV 18 BROADCAST LIMITED


Hresh Kumar Jain
DGM - Corporate Affairs
& Company Secretary

CATEGORY CODE	CATEGORY OF SHAREHOLDER	NO OF SHARE HOLDERS	TOTAL NUMBER OF SHARES**	NO OF SHARES HELD IN DEMATERIALIZED FORM	TOTAL SHAREHOLDING AS A % OF TOTAL NO OF SHARES		SHARES PLEDGE OR OTHERWISE ENCUMBERED	
					AS a PERCENTAGE of (A+B)	As a PERCENTAGE of (A+B+C)	NUMBER OF SHARES	AS a PERCENTAGE
(I)	(II)	(III)	(IV)	(V)	(VI)	(VII)	(VIII)	(IX)=(VIII)/(IV)*100
(A)	PROMOTER AND PROMOTER GROUP							0
(1)	INDIAN							
(a)	Individual /HUF	5	784536	784536	0.05	0.05	0	0.00
(b)	Central Government/State Government(s)	0	0	0	0.00	0.00	0	0.00
(c)	Bodies Corporate	11	944932111	944932111	55.21	55.21	0	0.00
(d)	Financial Institutions / Banks	0	0	0	0.00	0.00	0	0.00
(e)	Others (Trusts)	3	30644554	30644554	1.79	1.79	0	0.00
	Sub-Total A(1) :	19	976361201	976361201	57.04	57.04	0	0.00
(2)	FOREIGN							
(a)	Individuals (NRIs/Foreign Individuals)	0	0	0	0.00	0.00	0	0.00
(b)	Bodies Corporate	0	0	0	0.00	0.00	0	0.00
(c)	Institutions	0	0	0	0.00	0.00	0	0.00
(d)	Qualified Foreign Investor	0	0	0	0.00	0.00	0	0.00
(e)	Others	0	0	0	0.00	0.00	0	0.00
	Sub-Total A(2) :	0	0	0	0.00	0.00	0	0.00
	Total Shareholding of Promoter and Promoter Group A= A(1)+A(2)	19	976361201	976361201	57.04	57.04	0	0.00
(B)	PUBLIC SHAREHOLDING							
(1)	INSTITUTIONS						NA	NA
(a)	Mutual Funds /UTI	21	29542658	29542658	1.73	1.73	NA	NA
(b)	Financial Institutions /Banks	5	271749	271749	0.02	0.02		
(c)	Central Government / State Government(s)	0	0	0	0.00	0.00		
(d)	Venture Capital Funds	0	0	0	0.00	0.00		
(e)	Insurance Companies	0	0	0	0.00	0.00		
(f)	Foreign Institutional Investors	71	174266151	174266151	10.18	10.18		
(g)	Foreign Venture Capital Investors	0	0	0	0.00	0.00		
(h)	Qualified Foreign Investor	0	0	0	0.00	0.00		
(i)	Others	0	0	0	0.00	0.00		
	Sub-Total B(1) :	97	204080558	204080558	11.92	11.92		
B(2)	NON-INSTITUTIONS						NA	NA
(a)	Bodies Corporate	1706	274283701	274279624	16.02	16.02		
(b)	Individuals							
	(i) Individuals holding nominal share capital upto Rs.1 lakh	82554	81111395	80808854	4.74	4.74		
	(ii) Individuals holding nominal share capital in excess of Rs.1 lakh	374	164743008	164674028	9.62	9.62		
(c)	Qualified Foreign Investor	0	0	0	0.00	0.00		
(d)	Others	0	0	0	0.00	0.00		
	Sub-Total B(2) :	85778	531217994	530841568	31.04	31.04		
	Total Public Shareholding B = (B)(1) + B(2)	85875	735298552	734922126	42.96	42.96		
	Total (A+B) :	85894	1711659753	1711283327	100.00	100.00		
(C)	Shares held by custodians, against which Depository Receipts have been issued	0	0	0	0	0	NA	NA
(1)	Promoter and Promoter Group	0	0	0	0.00	0.00	0	0
(2)	Public	0	0	0	0.00	0.00	0	0
	GRAND TOTAL (A+B+C) : **	85894	1711659753	1711283327	100.00	100.00	0	0.00

For TV 18 BROADCAST LIMITED

(Signature)
Ateesh Kumar Jain
Corporate Affairs
& Company Secretary

(I)(b) Statement showing holding of securities (including shares, warrants, convertible securities) of persons belonging to the category "Promoter and Promoter Group"												
Sr.No	Name of the Shareholder	Details of Shares held		Encumbered shares (*)			Details of Warrants		Details of convertible securities		Total Shares (Including underlying shares assuming full conversion of warrants and convertible securities) as a % of diluted share capital	
		No. of Shares held	As a % of grand total (A)+(B)+(C)	Pledge Shares	AS a percentage	AS a % of grand total (A) + (B) + (C) of sub-clause (I)(a)	Number of warrants held	As a % total number of warrants of the same class	Number of convertible securities held	As a % total number of convertible securities of the same class		
(i)	(ii)	(iii)	(iv)	(v)	(vi)=(v)/(iii)*100	(vii)	(viii)	(ix)	(x)	(xi)	(xii)	
1	NETWORK18 MEDIA & INVESTMENTS LIMITED	532712856	31.12	0	0.00	0.00	0	0.00	0	0.00	31.12	
2	NETWORK18 MEDIA & INVESTMENTS LIMITED	245957926	14.37	0	0.00	0.00	0	0.00	0	0.00	14.37	
3	NETWORK18 MEDIA & INVESTMENTS LIMITED	65988712	3.86	0	0.00	0.00	0	0.00	0	0.00	3.86	
4	NETWORK18 MEDIA & INVESTMENTS LIMITED	32375568	1.89	0	0.00	0.00	0	0.00	0	0.00	1.89	
5	NETWORK18 GROUP SENIOR PROFESSIONAL WELFARE TRUST (Holding in the name of Trustee)	28725006	1.68	0	0.00	0.00	0	0.00	0	0.00	1.68	
6	RB MEDIASOFT PRIVATE LIMITED	26050431	1.52	0	0.00	0.00	0	0.00	0	0.00	1.52	
7	ADVENTRUE MARKETING PRIVATE LIMITED	10420173	0.61	0	0.00	0.00	0	0.00	0	0.00	0.61	
8	WATERMARK INFRA TECH PRIVATE LIMITED	10420173	0.61	0	0.00	0.00	0	0.00	0	0.00	0.61	
9	COLORFUL MEDIA PRIVATE LIMITED	10420173	0.61	0	0.00	0.00	0	0.00	0	0.00	0.61	
10	RB MEDIA HOLDINGS PRIVATE LIMITED	10420173	0.61	0	0.00	0.00	0	0.00	0	0.00	0.61	
11	IBN18 TRUST	1300000	0.08	0	0.00	0.00	0	0.00	0	0.00	0.08	
12	RAGHAV BAHL	642909	0.04	0	0.00	0.00	0	0.00	0	0.00	0.04	
13	TV18 EMPLOYEES WELFARE TRUST	619548	0.04	0	0.00	0.00	0	0.00	0	0.00	0.04	
14	RRB INVESTMENTS PRIVATE LIMITED	163563	0.01	0	0.00	0.00	0	0.00	0	0.00	0.01	
15	VANDANA MALIK	63955	0.004	0	0.00	0.00	0	0.00	0	0.00	0.004	
16	VANDANA MALIK	21617	0.001	0	0.00	0.00	0	0.00	0	0.00	0.001	
17	RITU KAPUR	53295	0.003	0	0.00	0.00	0	0.00	0	0.00	0.003	
18	SUBHASH BAHL	2760	0.0002	0	0.00	0.00	0	0.00	0	0.00	0.0002	
19	RRB MEDIASOFT PRIVATE LIMITED	2363	0.0001	0	0.00	0.00	0	0.00	0	0.00	0.0001	
20	DIGITAL CONTENT PRIVATE LIMITED*	0	0.00	0	0.00	0.00	0	0.00	0	0.00	0.00	
21	GLOBAL BROADCAST EMPLOYEES WELFARE TRUST*	0	0.00	0	0.00	0.00	0	0.00	0	0.00	0.00	
22	NETWORK18 EMPLOYEES WELFARE TRUST*	0	0.00	0	0.00	0.00	0	0.00	0	0.00	0.00	
23	TV18 HOME SHOPPING NETWORK LIMITED*	0	0.00	0	0.00	0.00	0	0.00	0	0.00	0.00	
24	TELEVISION EIGHTEEN MEDIA & INVESTMENTS LIMITED*	0	0.00	0	0.00	0.00	0	0.00	0	0.00	0.00	
25	TELEVISION EIGHTEEN MAURITIUS LIMITED*	0	0.00	0	0.00	0.00	0	0.00	0	0.00	0.00	
26	NW18 HSN HOLDINGS PLC*	0	0.00	0	0.00	0.00	0	0.00	0	0.00	0.00	
27	RVT HOLDINGS PRIVATE LIMITED*	0	0.00	0	0.00	0.00	0	0.00	0	0.00	0.00	
28	SETPRO18 DISTRIBUTION LIMITED*	0	0.00	0	0.00	0.00	0	0.00	0	0.00	0.00	
29	BIG TREE ENTERTAINMENT PRIVATE LIMITED*	0	0.00	0	0.00	0.00	0	0.00	0	0.00	0.00	
30	DIGITAL18 MEDIA LIMITED*	0	0.00	0	0.00	0.00	0	0.00	0	0.00	0.00	
31	E-EIGHTEEN.COM LIMITED*	0	0.00	0	0.00	0.00	0	0.00	0	0.00	0.00	
32	MONEYCONTROL DOT COM INDIA LIMITED*	0	0.00	0	0.00	0.00	0	0.00	0	0.00	0.00	
33	B K MEDIA PRIVATE LIMITED*	0	0.00	0	0.00	0.00	0	0.00	0	0.00	0.00	
34	KEYMAN FINANCIAL SERVICES PRIVATE LIMITED*	0	0.00	0	0.00	0.00	0	0.00	0	0.00	0.00	
35	NETWORK18 PUBLICATIONS LIMITED*	0	0.00	0	0.00	0.00	0	0.00	0	0.00	0.00	
36	RB INVESTMENTS PRIVATE LIMITED*	0	0.00	0	0.00	0.00	0	0.00	0	0.00	0.00	
37	R B SOFTWARE PRIVATE LIMITED*	0	0.00	0	0.00	0.00	0	0.00	0	0.00	0.00	
38	RRK HOLDINGS PRIVATE LIMITED*	0	0.00	0	0.00	0.00	0	0.00	0	0.00	0.00	
39	RVT SOFTECH PRIVATE LIMITED*	0	0.00	0	0.00	0.00	0	0.00	0	0.00	0.00	
40	CAPITAL18 FINCAP PRIVATE LIMITED*	0	0.00	0	0.00	0.00	0	0.00	0	0.00	0.00	
41	VT SOFTECH PRIVATE LIMITED*	0	0.00	0	0.00	0.00	0	0.00	0	0.00	0.00	
42	RRK FINHOLD PRIVATE LIMITED*	0	0.00	0	0.00	0.00	0	0.00	0	0.00	0.00	
43	RRK MEDIA PRIVATE LIMITED*	0	0.00	0	0.00	0.00	0	0.00	0	0.00	0.00	
44	RVT FINHOLD PRIVATE LIMITED*	0	0.00	0	0.00	0.00	0	0.00	0	0.00	0.00	
45	VT MEDIA PRIVATE LIMITED*	0	0.00	0	0.00	0.00	0	0.00	0	0.00	0.00	
46	BK MEDIA MAURITIUS PRIVATE LIMITED*	0	0.00	0	0.00	0.00	0	0.00	0	0.00	0.00	
47	E-18 LIMITED, CYPRUS*	0	0.00	0	0.00	0.00	0	0.00	0	0.00	0.00	
48	WEB18 HOLDINGS LIMITED*	0	0.00	0	0.00	0.00	0	0.00	0	0.00	0.00	
49	WEB18 SECURITIES PRIVATE LIMITED*	0	0.00	0	0.00	0.00	0	0.00	0	0.00	0.00	
50	COLOSCEUM MEDIA PRIVATE LIMITED*	0	0.00	0	0.00	0.00	0	0.00	0	0.00	0.00	
51	STARGAZE ENTERTAINMENT PVT LIMITED*	0	0.00	0	0.00	0.00	0	0.00	0	0.00	0.00	
52	GREYCELLS18 MEDIA LIMITED*	0	0.00	0	0.00	0.00	0	0.00	0	0.00	0.00	
53	NETWORK18 HOLDINGS LIMITED, MAURITIUS*	0	0.00	0	0.00	0.00	0	0.00	0	0.00	0.00	
54	RB HOLDINGS PRIVATE LIMITED*	0	0.00	0	0.00	0.00	0	0.00	0	0.00	0.00	
55	INFOMEDIA PRESS LIMITED*	0	0.00	0	0.00	0.00	0	0.00	0	0.00	0.00	
56	WEB18 SOFTWARE SERVICES LIMITED*	0	0.00	0	0.00	0.00	0	0.00	0	0.00	0.00	
57	MARJU KAPUR*	0	0.00	0	0.00	0.00	0	0.00	0	0.00	0.00	
58	PRAMOD KAPUR*	0	0.00	0	0.00	0.00	0	0.00	0	0.00	0.00	
59	MIST VIDUR BAHL*	0	0.00	0	0.00	0.00	0	0.00	0	0.00	0.00	
60	MISS TARA BAHL*	0	0.00	0	0.00	0.00	0	0.00	0	0.00	0.00	
61	MIR. SANDEEP KAPUR*	0	0.00	0	0.00	0.00	0	0.00	0	0.00	0.00	
	TOTAL :	976361201	57.04	0	0.00	0.00	0	0.00	0	0.00	57.04	

* The term "encumbrance" has the same meaning as assigned to it in the Regulation 28(3) of the SAST Regulation, 2011.

* Currently these entities do not hold any share in the Company however they form part of the Promoter Group of the Company.

For TV 18 BROADCAST LIMITED

Heesh Kumar Jain
Heesh Kumar Jain
DGM - Corporate Affairs
& Company Secretary


(1)(c)(i) Statement showing holding of securities (including shares, warrants, convertible securities) of persons belonging to the category "Public" and holding more than 1% of the total number of shares.								
Sr.No.	Name of the shareholder	Number of shares held	Shares as a percentage of total number of shares (i.e., Grant total (A)+(B)+(C) Indicated in Statement at para (1)(a) above)	Details of warrants		Details of convertible securities		Total shares (including underlying shares assuming full conversion of warrants and convertible securities) as a % of diluted share capital
				Number of warrants held	As a % total number of warrants of the same class	Number of convertible securities held	% w.r.t total number of convertible securities of the same class	
1	SHINANO RETAIL PRIVATE LIMITED	85173200	4.98	0	0.00	0	0.00	4.98
2	GOVERNMENT PENSION FUND GLOBAL	36500000	2.13	0	0.00	0	0.00	2.13
3	DERIVE TRADING P LTD	26398291	1.54	0	0.00	0	0.00	1.54
4	JHUNJUNWALA REKHA RAKESH	25210000	1.47	0	0.00	0	0.00	1.47
5	ROUTE ONE INVESTMENT COMPANY, L.P. A/C ROUTE ONE FUND I, L.P.	24398615	1.43	0	0.00	0	0.00	1.43
6	RELIANCE CAPITAL LIMITED	21812156	1.27	0	0.00	0	0.00	1.27
7	ROUTE ONE INVESTMENT COMPANY, L.P. A/C ROUTE ONE OFFSHORE MASTER FUND L.P	21729746	1.27	0	0.00	0	0.00	1.27
8	DANSKE INVEST MANAGEMENT COMPANY S.A A/C DANSKE INVEST SICAV-SIF-EMERGING AND FRONTIER MARKETS SMID	17850000	1.04	0	0.00	0	0.00	1.04
9	BRIGHT STAR INVESTMENTS PVT LTD	17724888	1.04	0	0.00	0	0.00	1.04
	TOTAL :	276796896	16.17	0	0.00	0	0.00	16.17

For TV 18 BROADCAST LIMITED



Hitesh Kumar Jain
DGM - Corporate Affairs
& Company Secretary

(i)(c)(ii) Sr.No.	Statement showing holding of securities (including shares, warrants, convertible securities) of persons (together with PAC) belonging to the category "Public" and holding more than 5% of the total number of shares of the company	Name(s) of the shareholder(s) and the Persons Acting in Concert (PAC) with them	Number of shares held	Shares as a percentage of total number of shares (i.e., Grant total (A)-(B)-(C) indicated in Statement at para (i)(a) above)	Details of warrants		Details of convertible securities		Total shares (including underlying shares assuming full conversion of warrants and convertible securities) as a % of diluted share capital)
					Number of warrants held	As a % total number of warrants of the same class	Number of convertible securities held	% w.r.t total number of convertible securities of the same class	
1				0.00	0	0.00	0	0.00	0.00
TOTAL :			0	0.00	0	0.00	0	0.00	0.00

For TV 18 BROADCAST LIMITED



Hitesh Kumar Jain
DGM- Corporate Affairs
& Company Secretary

STATEMENT SHOWING DETAILS OF LOCKED-IN SHARES"			
(U)(d)			
SLNO	NAME OF THE SHAREHOLDER	CAT. CODE	NO OF SHARES
			PERCENTAGE
			0
TOTAL :			0

For TV 18 BROADCAST LIMITED

 Hrishabh Kumar Jain
 DGM - Corporate Affairs
 & Company Secretary


STATEMENT SHOWING DETAILS OF DEPOSITORY RECEIPTS (DRs)				
(ii)(a)				
Sr.No.	Type of outstanding DR (ADRs, GDRs, SDRs, etc.)	Number of outstanding DRs	Number of shares underlying outstanding DRs	Shares underlying outstanding DRs as a percentage of total number of shares (i.e., Grand Total (A)+(B)-(C) indicated in Statement at Para(i)(a) above)
	TOTAL :	0	0	0

For TV 18 BROADCASTING LIMITED


 Hitesh Kumar Jain
 DGM, Corporate Affairs
 & Company Secretary

Statement showing Holding of Depository Receipts (DRs), where underlying shares held by "Promoter/Promoter group" are in excess of 1% of the total number shares.				
(II)(b)	Name of the DR Holder	Type of outstanding DR (ADRs, GDRs, SDRs, etc.)	Number of shares underlying outstanding DRs	Shares underlying outstanding DRs as a percentage of total number of shares (i.e., Grand Total (A)+(B)+(C) indicated in Statement at para(I)(a) above)
TOTAL :			0	0

For TV 18 BROADCAST LIMITED


Hitesh Kumar Jain
DGM- Corporate Affairs
& Company Secretary