
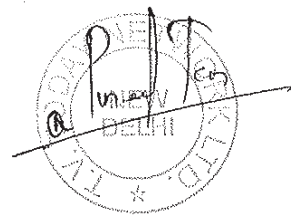



Name of the Company: T.V. Today Network Limited			
Scrip Code, Name of the scrip, class of security: 532515/TVTODAY			
Quarter ended: 30 June, 2014			
Partly paid-up shares:-	No. of partly paid-up shares	As a % of total no. of partly paid-up shares	As a % of total no. of shares of the company
Held by promoter/promoter group	0	0	0
Held by public	0	0	0
<b>Total</b>	<b>0</b>	<b>0</b>	<b>0</b>
Outstanding convertible securities:-	No. of outstanding securities	As a % of total no. of outstanding convertible securities	As a % of total no. of shares of the company, assuming full conversion of the convertible securities
Held by promoter/promoter group	0	0	0
Held by public	0	0	0
<b>Total</b>	<b>0</b>	<b>0</b>	<b>0</b>
Warrants:-	No. of warrants	As a % of total no. of warrants	As a % of total no. of shares of the company, assuming full conversion of warrants
Held by promoter/promoter group	0	0	0
Held by public	0	0	0
<b>Total</b>	<b>0</b>	<b>0</b>	<b>0</b>
<b>Total paid-up capital of the company, assuming full conversion of warrants and convertible securities</b>		<b>59548115</b>	



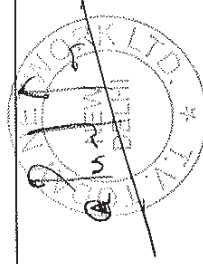
Statement Showing Shareholding Pattern								
Category Code	Category of Shareholder	Number of Shareholders	Table (I)(a)				Shares Pledged or otherwise encumbered	
			Total number of shares	Number of shares held in dematerialized form	Total shareholding as a percentage of total number of shares		Number of shares	As a percentage
					As a percentage of(A+B) <sup>1</sup>	As a percentage of (A+B+C)		
(I)	(II)	(III)	(IV)	(V)	(VI)	(VII)	(VIII)	(IX)= (VIII)/(IV)*100
<b>(A)</b>	<b>Shareholding of Promoter and Promoter Group<sup>2</sup></b>							
<b>1</b>	<b>Indian</b>							
(a)	Individuals/ Hindu Undivided Family	2	294172	294172	0.4940	0.4940	0	0.0000
(b)	Central Government/ State Government(s)	0	0	0	0.0000	0.0000	0	0.0000
(c)	Bodies Corporate	2	33955999	33955999	57.0228	57.0228	0	0.0000
(d)	Financial Institutions/ Banks	0	0	0	0.0000	0.0000	0	0.0000
(e)	Any Others (Specify)							
(e-i)	Trust	0	0	0	0.0000	0.0000	0	0.0000
(e-ii)	Society	0	0	0	0.0000	0.0000	0	0.0000
(e-iii)	Educational Institutions	0	0	0	0.0000	0.0000	0	0.0000
	<b>Sub Total(A)(1) :</b>	<b>4</b>	<b>34250171</b>	<b>34250171</b>	<b>57.5168</b>	<b>57.5168</b>	<b>0</b>	<b>0.0000</b>
<b>2</b>	<b>Foreign</b>							
(a)	Individuals (Non-Residents Indians/ Foreign Individuals)	0	0	0	0.0000	0.0000	0	0.0000
(b)	Bodies Corporate	0	0	0	0.0000	0.0000	0	0.0000
(c)	Institutions	0	0	0	0.0000	0.0000	0	0.0000
(d)	Qualified Foreign Investor	0	0	0	0.0000	0.0000	0	0.0000
(e)	Any Others(Specify)	0	0	0	0.0000	0.0000	0	0.0000
	<b>Sub Total(A)(2) :</b>	<b>0</b>	<b>0</b>	<b>0</b>	<b>0.0000</b>	<b>0.0000</b>	<b>0</b>	<b>0.0000</b>
	<b>Total Shareholding of Promoter and Promoter Group (A)= (A)(1)+(A)(2)</b>	<b>4</b>	<b>34250171</b>	<b>34250171</b>	<b>57.5168</b>	<b>57.5168</b>	<b>0</b>	<b>0.0000</b>



<b>(B)</b>	<b>Public shareholding</b>							NA	NA
<b>1</b>	<b>Institutions</b>							NA	NA
(a)	Mutual Funds/ UTI	4	1062592	1062592	1.7844	1.7844			
(b)	Financial Institutions / Banks	1	14650	14650	0.0246	0.0246			
(c)	Central Government/ State Government(s)	0	0	0	0.0000	0.0000			
(d)	Venture Capital Funds	0	0	0	0.0000	0.0000			
(e)	Insurance Companies	1	926463	926463	1.5558	1.5558			
(f)	Foreign Institutional Investors	0	0	0	0.0000	0.0000			
(g)	Foreign Venture Capital Investors	0	0	0	0.0000	0.0000			
(h)	Qualified Foreign Investor	0	0	0	0.0000	0.0000			
(i)	Any Other (specify)	0	0	0	0.0000	0.0000			
	<b>Sub-Total (B)(1) :</b>	<b>6</b>	<b>2003705</b>	<b>2003705</b>	<b>3.3648</b>	<b>3.3648</b>			
<b>2</b>	<b>Non-institutions</b>							NA	NA
(a)	Bodies Corporate	852	10365584	10365508	17.4071	17.4071			
(b)	Individuals								
i	Individual shareholders holding nominal share capital up to Rs 1 lakh	22330	7835648	7827056	13.1585	13.1585			
ii	Individual shareholders holding nominal share capital in excess of Rs. 1 lakh.	79	4509712	4509712	7.5732	7.5732			
(c)	Qualified Foreign Investor	0	0	0	0.0000	0.0000			
(d)	Any Other (specify)								
(d-i)	Trust & Foundations	2	39100	39100	0.0657	0.0657			
(d-ii)	Cooperative Societies	0	0	0	0.0000	0.0000			
(d-iii)	Educational Institutions	0	0	0	0.0000	0.0000			
(d-iv)	Non Resident Individual	164	544195	544195	0.9139	0.9139			
(d-v)	Foreign Companies	0	0	0	0.0000	0.0000			
(d-vi)	OCB	0	0	0	0.0000	0.0000			
	<b>Sub-Total (B)(2) :</b>	<b>23427</b>	<b>23294239</b>	<b>23285571</b>	<b>39.1184</b>	<b>39.1184</b>			
<b>(B)</b>	<b>Total Public Shareholding (B)= (B)(1)+(B)(2)</b>	<b>23433</b>	<b>25297944</b>	<b>25289276</b>	<b>42.4832</b>	<b>42.4832</b>			
	<b>TOTAL (A)+(B) :</b>	<b>23437</b>	<b>59548115</b>	<b>59539447</b>	<b>100.0000</b>	<b>100.0000</b>			
<b>(C)</b>	<b>Shares held by Custodians and against which Depository Receipts have been issued</b>								
1	Promoter and Promoter Group	0	0	0	0	0	NA	NA	
2	Public	0	0	0	0	0			
	<b>Sub-Total (C) :</b>	<b>0</b>	<b>0</b>	<b>0</b>	<b>0</b>	<b>0</b>			
	<b>GRAND TOTAL (A)+(B)+(C)</b>	<b>23437</b>	<b>59548115</b>	<b>59539447</b>	<b>100.0000</b>	<b>100.0000</b>			




<b>(D)(b) Statement showing holding of securities (including shares, warrants, convertible securities) of persons belonging to the category "Promoter and Promoter Group"</b>											
Sr. No.	Name of the shareholder	Details of Shares held		Encumbered shares (*)		Details of warrants		Details of convertible securities		Total shares (including underlying shares assuming full conversion of warrants and convertible securities) as a % of diluted share capital	
		Number of shares held	As a % of grand total (A) +(B) +(C)	No.	As a percentage (V) = (V)/(III)*100	As a % of grand total (A)+(B)+(C) of sub-clause (I)(a)	Number of warrants held	As a % total number of warrants of the same class	Number of convertible securities held		As a % total number of convertible securities of the same class
(I)	(II)	(III)	(IV)	(V)	(VI) = (V)/(III)*100	(VII)	(VIII)	(IX)	(X)	(XI)	(XII)
1	Living Media India Limited	33954333	57.0200	0	0.0000	0.0000	Nil	Nil	Nil	Nil	Nil
2	Aroon Purie	253172	0.4252	0	0.0000	0.0000	Nil	Nil	Nil	Nil	Nil
3	Aroon Purie	41000	0.0689	0	0.0000	0.0000	Nil	Nil	Nil	Nil	Nil
4	World Media Private Limited	1666	0.0028	0	0.0000	0.0000	Nil	Nil	Nil	Nil	Nil
<b>TOTAL :</b>		<b>34250171</b>	<b>57.5169</b>	<b>0</b>	<b>0</b>	<b>0</b>	<b>Nil</b>	<b>Nil</b>	<b>Nil</b>	<b>Nil</b>	<b>Nil</b>




**(D)(c)(i) Statement showing holding of securities (including shares, warrants, convertible securities) of persons belonging to the category "Public" and holding more than 1% of the total number of shares.**

Sr. No.	Name of the shareholder	Number of shares held	Shares as a percentage of total number of shares {i.e., Grand Total (A)+(B)+(C) indicated in Statement at para (D)(a) above}	Details of warrants		Details of convertible securities		Total shares (including underlying shares assuming full conversion of warrants and convertible securities) as a % of diluted share capital
				Number of warrants held	As a % total number of warrants of the same class	Number of convertible securities held	% w.r.t total number of convertible securities of the same class	
1	Reliance Capital Limited	4617153	7.7537	Nil	Nil	Nil	Nil	Nil
2	Franklin India Smaller Companies Fund	948291	1.5925					
3	Life Insurance Corporation of India	926463	1.5558	Nil	Nil	Nil	Nil	Nil
4	Damani Estates and Finance Pvt Ltd	896000	1.5047	Nil	Nil	Nil	Nil	Nil
5	Ramesh Damani	819686	1.3765	Nil	Nil	Nil	Nil	Nil
	<b>TOTAL :</b>	<b>8207593</b>	<b>13.7832</b>	<b>Nil</b>	<b>Nil</b>	<b>Nil</b>	<b>Nil</b>	<b>Nil</b>




**(D)(C)(ii) Statement showing holding of securities (including shares, warrants, convertible securities) of persons (together with PAC) belonging to the category "Public" and holding more than 5% of the total number of shares of the company.**

Sr. No.	Name(s) of the shareholder(s) and the Persons Acting in Concert (PAC) with them	Number of shares	Shares as a percentage of total number of shares {i.e., Grand Total (A)+(B)+(C) indicated in Statement at para (I)(a) above}	Details of warrants		Details of convertible securities		Total shares (including underlying shares assuming full conversion of warrants and convertible securities) as a % of diluted share capital
				Number of warrants	As a % total number of warrants of the same class	Number of convertible securities held	% w.r.t total number of convertible securities of the same class	
I	Reliance Capital Limited	4617153	7.7537	Nil	Nil	Nil	Nil	Nil
	<b>TOTAL</b>	<b>4617153</b>	<b>7.7537</b>	<b>Nil</b>	<b>Nil</b>	<b>Nil</b>	<b>Nil</b>	<b>Nil</b>



<b>(D)(d) Statement showing details of locked-in shares</b>				
<b>Sr. No.</b>	<b>Name of the shareholder</b>	<b>Category</b>	<b>Number of locked-in shares</b>	<b>Locked-in shares as a percentage of total number of shares {i.e., Grand Total (A)+(B)+(C) indicated in Statement at para (D)(a) above}</b>
1	NIL	NIL	NIL	NIL
<b>TOTAL:</b>				
		NIL	NIL	NIL

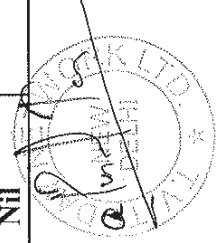


(II)(a) Statement showing details of Depository Receipts (DRs)

Sr. No.	Type of outstanding DR (ADRs, GDRs, SDRs, etc.)	Number of outstanding DRs	Number of shares underlying outstanding DRs	Shares underlying outstanding DRs as a percentage of total number of shares {i.e., Grand Total (A)+(B)+(C) indicated in Statement at para (I)(a) above}
1	Nil	Nil	Nil	Nil
<b>TOTAL</b>				<b>Nil</b>

(II)(b) Statement showing holding of Depository Receipts (DRs), where underlying shares held by 'Promoter/Promoter Group' are in excess of 1% of the total number of shares

Sr. No.	Name of the DR Holder	Type of outstanding DR (ADRs, GDRs, SDRs, etc.)	Number of shares underlying outstanding DRs	Shares underlying outstanding DRs as a percentage of total number of shares {i.e., Grand Total (A)+(B)+(C) indicated in Statement at para (I)(a) above}
1	Nil	Nil	Nil	Nil
<b>TOTAL</b>				<b>Nil</b>





(III) (a) Statement showing the voting pattern of shareholders, if more than one class of shares/securities is issued by the issuer.

**NOT APPLICABLE**, since Company has only one class of securities viz. Equity Shares

Class X:

Class Y:

Class Z:

Category code	Category of shareholder	Number of Voting Rights held in			Total Voting Rights (III+IV)+V)	Total Voting Rights i.e. (VI)	
		Class X	Class Y	Class Z		As a percentage of (A + B)	As a percentage of (A+B+C)
(I)	(II)	(III)	(IV)	(V)	(VI)	(VII)	(VIII)
(A)	Shareholding of Promoter and Promoter Group						
(1)	Indian						
(a)	Individuals/Hindu Undivided Family						
(b)	Central Government/ State Government(s)						
(c)	Bodies Corporate						
(d)	Financial Institutions/ Banks						
(e)	Any Other (Specify)						
	Sub-Total (A)(1)						
(2)	Foreign						
(a)	Individuals (Non-Resident Individuals/Foreign Individuals)						
(b)	Bodies Corporate						
(c)	Institutions						
(d)	Any Other (Specify)						
	Sub-Total (A)(2)						
	Total Shareholding of Promoter and Promoter Group (A) = (A)(1)+(A)(2)						
(B)	Public Shareholding						
(1)	Institutions						
(a)	Mutual Funds/ UTI						
(b)	Financial Institutions/ Banks						
(c)	Central Government/ State Government(s)						
(d)	Venture Capital Funds						
(e)	Insurance Companies						
(f)	Foreign Institutional Investors						
(g)	Foreign Venture Capital Investors						
(h)	Any Other (Specify)						
	Sub-Total (B)(1)						
(2)	Non-Institutions						
(a)	Bodies Corporate						
(b)	Individuals-						
	(i) Individuals shareholders holding nominal share capital up to Rs 1 Lakh						
	(ii) Individuals shareholders holding nominal share capital in excess of Rs. 1 Lakh.						
(c)	Any Other (Specify)						
	(i) Trust						
	(ii) NRI						
	Sub-Total (B)(2)						
	Total Public Shareholding (B) = (B)(1)+(B)(2)						
	Total (A)+(B)						
(C)	Shares held by Custodians and against which Depository Receipts have been issued						
	GRAND TOTAL (A)+(B)+(C)						

