



Name of the Company :	TARAPUR TRANSFORMERS LIMITED		
Script Code,Name of the scrip, class of security :	533203		
Quarter ended :	30.06-2014		
Partly paid-up shares :-	No. of partly paid-up shares	As a % of total no. of partly paid-up shares	As a % of total no. of shares of the company
Held by promoter/ promoter group	0	0.00	0.00
Held by public	0	0.00	0.00
<b>Total (D)</b>	<b>0</b>	<b>0.00</b>	<b>0.00</b>
Outstanding convertible securities	No. of outstanding securities	As a % of total no. of outstanding convertible securities	As a % of total no. of shares of the company, assuming full conversion of the convertible securities
Held by promoter/ promoter group	0	0.00	0.00
Held by public	0	0.00	0.00
<b>Total (E)</b>	<b>0</b>	<b>0.00</b>	<b>0.00</b>
Warrants	No. of Warrants	As a % of total no.of Warrants	As a % of total no. of shares of the company, assuming full conversion of warrants
Held by promoter/ promoter group	0	0.00	0.00
Held by public	0	0.00	0.00
<b>Total (F)</b>	<b>0</b>	<b>0.00</b>	<b>0.00</b>
<b>Total paid-up capital of the company, assuming full conversion of warrants convertible securities Total (A+B+C)+ D+E+F)</b>	<b>19500011</b>		<b>100.00</b>



TARAPUR TRANSFORMERS LIMITED - SHP AS ON 30TH JUNE, 2014

TARAPUR TRANSFORMERS LIMITED Statement Showing Shareholding Pattern								
Table I(a)								
Category Code	Category of Shareholder	Number of Shareholders	Total Number Of Shares	Number of Shares held in Dematerialised form	Total Shareholding as a percentage of total number of shares		Shares Pledged or otherwise encumbered	
					As a Percentage of (A+B)	As a Percentage of (A+B+C)	No. Of Shares	As a Percentage
(I)	(II)	(III)	(IV)	(V)	(VI)	(VII)	(VIII)	(IX)= (VIII)/(IV) *100
<b>(A)</b>	<b>Shareholding of Promoter and Promoter Group</b>							
<b>1</b>	<b>INDIAN</b>							
(a)	INDIVIDUAL / HUF	7	214405	214405	1.10	1.10	0	0.00
(i)	DIRECTORS / RELATIVES	0	0	0	0.00	0.00	0	0.00
(b)	CENTRAL / STATE GOVERNMENT(S)	0	0	0	0.00	0.00	0	0.00
(c)	BODIES CORPORATE	1	8416460	8416460	43.1613	43.1613	8416460	100.00
(d)	FINANCIAL INSTITUTIONS / BANKS	0	0	0	0.00	0.00	0	0.00
(e)	ANY OTHERS(Specify)	0	0	0	0.00	0.00	0	0.00
(i)	DIRECTORS / RELATIVES	0	0	0	0.0000	0.0000	0	0.00
(ii)	GROUP COMPANIES	0	0	0	0.0000	0.0000	0	0.00
	<b>SUB TOTAL (A)(1) :</b>	<b>8</b>	<b>8630865</b>	<b>8630865</b>	<b>44.26</b>	<b>44.26</b>	<b>8416460</b>	<b>97.52</b>
<b>2</b>	<b>FOREIGN</b>							
(a)	INDIVIDUAL	0	0	0	0.00	0.00	0	0.00
(b)	BODIES CORPORATE	0	0	0	0.00	0.00	0	0.00
(c)	INSTITUTIONS	0	0	0	0.00	0.00	0	0.00
(d)	QUALIFIED FOREIGN INVESTOR	0	0	0	0.00	0.00	0	0.00
(e)	ANY OTHERS(Specify)	0	0	0	0.00	0.00	0	0.00
	<b>SUB TOTAL (A)(2) :</b>	<b>0</b>	<b>0</b>	<b>0</b>	<b>0.00</b>	<b>0.00</b>	<b>0</b>	<b>0.00</b>
	<b>Total Shareholding of Promoter and Promoter Group(A)=(A)(1) + (A)(2)</b>	<b>8</b>	<b>8630865</b>	<b>8630865</b>	<b>44.26</b>	<b>44.26</b>	<b>8416460</b>	<b>97.52</b>
<b>(B)</b>	<b>Public shareholding</b>							
<b>1</b>	<b>INSTITUTIONS</b>							
(a)	MUTUAL FUNDS / UTI	0	0	0	0.00	0.00	0	0.00
(b)	FINANCIAL INSTITUTIONS / BANKS	0	0	0	0.00	0.00	0	0.00
(c)	CENTRAL / STATE GOVERNMENT(S)	0	0	0	0.00	0.00	0	0.00
(d)	VENTURE CAPITAL FUNDS	0	0	0	0.00	0.00	0	0.00
(e)	INSURANCE COMPANIES	0	0	0	0.00	0.00	0	0.00
(f)	FII'S	0	0	0	0.00	0.00	0	0.00
(g)	FOREIGN VENTURE CAPITAL	0	0	0	0.00	0.00	0	0.00
(h)	QUALIFIED FOREIGN INVESTORS	0	0	0	0.00	0.00	0	0.00
(i)	ANY OTHERS(Specify)	0	0	0	0.00	0.00	0	0.00
	<b>SUB TOTAL (B)(1) :</b>	<b>0</b>	<b>0</b>	<b>0</b>	<b>0.00</b>	<b>0.00</b>	<b>0</b>	<b>0.00</b>




<b>B 2.</b>	<b>Non-institutions</b>							
(a)	BODIES CORPORATE	318	1904118	1904118	9.76	9.76	0	0.00
(b)	INDIVIDUAL							
(i)	(CAPITAL UPTO TO Rs. 1 Lakh)	11057	4739402	4739097	24.30	24.30	0	0.00
(ii)	(CAPITAL GREATER THAN Rs. 1 Lakh)	44	4099232	4099232	21.02	21.02	0	0.00
(c)	QUALIFIED FOREIGN INVESTORS	0	0	0	0.00	0.00	0	0.00
(d)	ANY OTHERS				0.00	0.00		
(i)	TRUSTS	0	0	0	0.00	0.00	0	0.00
(ii)	CLEARING MEMBER	20	8005	8005	0.04	0.04	0	0.00
(iii)	DIRECTORS / RELATIVES	0	0	0	0.00	0.00	0	0.00
(iv)	EMPLOYEE	0	0	0	0.00	0.00	0	0.00
(v)	NON RESIDENT INDIANS (NRI)	59	118389	118389	0.61	0.61	0	0.00
(vi)	OVERSEAS BODIES CORPORATES	0	0	0	0.00	0.00	0	0.00
(vii)	UNCLAIMED SUSPENSE ACCOUNT	0	0	0	0.00	0.00	0	0.00
	<b>SUB TOTAL (B)(2) :</b>	<b>11498</b>	<b>10869146</b>	<b>10868841</b>	<b>55.74</b>	<b>55.74</b>	<b>0</b>	<b>0.00</b>
	<b>Total Public Shareholding(B)=(B)(1) + (B)(2)</b>	<b>11498</b>	<b>10869146</b>	<b>10868841</b>	<b>55.74</b>	<b>55.74</b>	<b>0</b>	<b>0.00</b>
	<b>TOTAL (A) + (B) :</b>	<b>11506</b>	<b>19500011</b>	<b>19499706</b>	<b>100.00</b>	<b>100.00</b>	<b>8416460</b>	<b>43.16</b>
(C)	Shares held by Custodians and against which Depository Receipts have been issued							
(a)	SHARES HELD BY CUSTODIANS	0	0	0	0.00	0.00	0	0.00
(i)	Promoter and Promoter Group	0	0	0	0.00	0.00	0	0.00
(ii)	Public	0	0	0	0.00	0.00	0	0.00
	<b>SUB TOTAL (C)(1) :</b>	<b>0</b>	<b>0</b>	<b>0</b>	<b>0.00</b>	<b>0.00</b>	<b>0</b>	<b>0.00</b>
	<b>GRAND TOTAL (A) + (B) + (C)</b>	<b>11506</b>	<b>19500011</b>	<b>19499706</b>	<b>100.0000</b>	<b>100.0000</b>	<b>8416460</b>	<b>43.16</b>
NOTES :	1) NAME,NUMBER OF SHARES HELD & PERCENTAGE OF ENTITIES / PERSONS HOLDING MORE THAN 1% OF THE TOTAL SHARES OF THE COMPANY IS AS PER ANNEXURE							



TARAPUR TRANSFORMERS LIMITED - SHP AS ON 30TH JUNE, 2014

(1)(b) Statement showing holding of securities (including shares, warrants, convertible securities) of persons belonging to the category "PROMOTERS AND PROMOTER GROUP"

Sr.No	Name of the Shareholder	Details of shares held			Encumbered shares (*)				Details of warrants			Details of convertible securities		Total shares (including underlying shares convertible assuming full conversion of warrants and securities) as a % of diluted share capital
		Number of shares held	As a % of grand total (A)+(B)+(C)	No.	As a percentage (V)=(V)/(III)*	As a % of grand total (A)+(B)+(C) of sub-clause (I)(a)	Number of warrants held	As a % total number of warrants of the same class	Number of convertible securities held	As a % total number of convertible securities of the same class				
(i)	(ii)	(iii)	(iv)	(v)	(vi)=(v)/(iii)*	(vii)	(viii)	(ix)	(x)	(xi)	(xii)			
1	BILPOWER LIMITED	8416460	43.16	8416460	100.00	43.16	0	0	0	0	0	43.16		
2	RAJENDRAKUMAR CHOUDHARY	214365	1.10	0	0.00	0.00	0	0	0	0	0	1.10		
3	MANJULATA CHOUDHARY	10	0.00	0	0.00	0.00	0	0	0	0	0	0		
4	VARSHADEVI CHOUDHARY	10	0.00	0	0.00	0.00	0	0	0	0	0	0		
5	PRABHADEVI CHOUDHARY	10	0.00	0	0.00	0.00	0	0	0	0	0	0		
6	NARESH KUMAR CHOUDHARY	10	0.00	0	0.00	0.00	0	0	0	0	0	0		
7	SHRADHA SURESH CHOUDHARY	9	0.00	0	0.00	0.00	0	0	0	0	0	0		
8	MOHAN WAMAN RANDIVE	1	0.00	0	0.00	0.00	0	0	0	0	0	0		
	<b>TOTAL :</b>	<b>8630865</b>	<b>44.26</b>	<b>8416460</b>	<b>97.52</b>	<b>43.16</b>	<b>0</b>	<b>0</b>	<b>0</b>	<b>0</b>	<b>0</b>	<b>44.26</b>		



**TARAPUR TRANSFORMERS LIMITED - SHP AS ON 30TH JUNE, 2014**

(l)(c)(i) Statement showing holding of securities (including shares, warrants, convertible securities) of persons belonging to the category "Public" and holding more than 1% of the total number of shares.

SR.NO	Name of the shareholder	Number of shares held	Shares as a percentage of total number of shares (i.e., Grand Total(A)+(B)+(C) indicated in Statement at para (l)(a) above}	Number of warrants held	As a % of total number of warrants of the same class	Number of convertible securities	% w.r.t. total number of convertible securities	Total shares (including underlying shares assuming full conversion of warrants and convertible securities) as a % of diluted share capital
1	JAGDISHCHANDER RAMKUMAR BANSAL	2752163	14.11	0	0	0	0	14.11
2	ABHIVADAN PROPERTIES PVT LTD	264373	1.36	0	0	0	0	1.36
3	CHANDRASHEKHAR NATHALAL TRIVEDI	245517	1.26	0	0	0	0	1.26
4	DIMENSIONAL SECURITIES P. LTD.	236846	1.21	0	0	0	0	1.21
5	DIMENSIONAL SECURITIES PVT LTD	204268	1.05	0	0	0	0	1.05
	<b>TOTAL :</b>	<b>3703167</b>	<b>18.99</b>	<b>0</b>	<b>0</b>	<b>0</b>	<b>0</b>	<b>18.99</b>



TARAPUR TRANSFORMERS LIMITED - SHP AS ON 30TH JUNE, 2014

(i)(c)(ii)	Statement showing holding of securities (including shares, warrants, convertible securities) of persons (together with PAC) belonging to the category 'Public' and holding more than 5% of the total number of shares of the company	AS ON : 30/06/2014	SR NO	Name of the shareholder and the Persons Acting in Concert (PAC) with them	Number of shares	Shares as a percentage of total number of shares {i.e., Grand Total (A)+(B)+(C) indicated in Statement at para (i)(a) above}	Details of warrants		Details of convertible securities		Total shares (including underlying shares assuming full conversion of warrants and convertible securities) as a % of diluted share capital
							Number of warrants held	As a % total number of warrants of the same class	Number of convertible securities held	% w.r.t. total number of convertible securities of the same class	
1	JAGDISHCHANDER RAMKUMAR BANSAL	2,752,163	14.11	0	0	0	0	0	0	14.11	
TOTAL :		2752163	14.11	0	0	0	0	0	0	14.11	



TARAPUR TRANSFORMERS LIMITED - SHP AS ON 30TH JUNE, 2014

(1)(d) Statement Showing " LOCKED - IN - SHARES " as on 30/06/2014

SR NO	NAME OF THE SHAREHOLDER	Category	Number of Locked - In Shares	Locked -in-shares as a Percentage of total number of shares (i.e Total (A)+ (B) + (C) Indicated in statement at para(l) (a) above)
	NIL		0	
	TOTAL:			0.00



TARAPUR TRANSFORMERS LIMITED - SHP AS ON 30TH JUNE, 2014

(II) (a) Statement Showing Details of Depository Receipts (DRs)

Unit :	TARAPUR TRANSFORMERS LIMITED	As on Date :	6/30/2014	
Sr.No.	Type of Outstanding DR (ADRs, GDRs, SDRs etc.)	No of Outstanding DRs.	No of Shares underlying outstanding DRs.	Shares underlying outstanding DRs as a Percentage of total number of shares (i.e Total (A)+ (B) + (C) Indicated in statement at para(I) (a) above)
1	NIL	Nil	Nil	Nil
	TOTAL :			





TARAPUR TRANSFORMERS LIMITED - SHP AS ON 30TH JUNE, 2014

(II) (b) Statement showing Holding of Depository Receipts (DRs) where underlying shares are in excess of 1% of the total number of shares.

Sr.No.	Type of Outstanding DR (ADRs, GDRs, SDRs etc.)	No. of Shares underlying outstanding DRs.	Shares underlying outstanding DRs. as a Percentage of total number of shares (i.e Total (A)+(B)+(C) Indicated in Statement at Para (I) (a) above)
TOTAL :	1 NIL	Nil	Nil

