



## Introductory sub-table (I)(a)

Name of the Company : TRIVENI GLASS LIMITED			
Scrip Code : BSE: 502281			
Name of the scrip : NSE : TRIVENI			
Class of security : EQUITY			
Quarter ended : 30.06.2014			
<b>Partly paid-up shares:-</b>			
	No. of partly paid-up shares	As a % of total no. of partly paid-up shares	As a % of total no. of shares of the company
Held by promoter/promoter group	0	0.00	0.00
Held by public	0	0.00	0.00
<b>Total - D</b>	<b>0</b>	<b>0.00</b>	<b>0.00</b>
<b>Out-standing convertible securities:-</b>			
	No. of outstanding securities	As a % of total no. of outstanding convertible securities	As a % of total no. of shares of the company, assuming full conversion of the convertible securities
Held by promoter/promoter group	0	0.00	0.00
Held by public		0.00	0.00
<b>Total - E</b>	<b>0</b>	<b>0.00</b>	<b>0.00</b>
<b>Warrants:-</b>			
	No. of warrants	As a % of total no. of warrants	As a % of total no. of shares of the company, assuming full conversion of warrants
Held by promoter/promoter group	0	0.00	0.00
Held by public	0	0.00	0.00
<b>Total - F</b>	<b>0</b>	<b>0.00</b>	<b>0.00</b>
Total paid-up capital of the company, assuming full conversion of warrants and convertible securities	Rs.126194340/- (12619434 shares of Rs.10/- each)		

CB MANAGEMENT SERVICES (P) LTD.

  
 Registrar

For Triveni Glass Ltd.

  
 Director Finance

Statement Showing Shareholding Pattern								
Category code	Category of Shareholder	Table (I)(a)						
		Number of Shareholders	Total number of shares	Number of shares held in dematerialized form	Total shareholding as a percentage of total number of shares		Shares Pledged or otherwise encumbered	
					As a percentage of (A+B) <sup>1</sup>	As a percentage of (A+B+C)	Number of shares	As a percentage
(I)	(II)	(III)	(IV)	(V)	(VI)	(VII)	(VIII)	(IX) = (VIII)/(IV)*100
(A)	Shareholding of Promoter and Promoter Group <sup>2</sup>							
1	Indian						N.A.	N.A.
(a)	Individuals/ Hindu Undivided Family	17	654519	486700	5.19	5.19	307716	47.02
(b)	Central Government/ State Government(s)							
(c)	Bodies Corporate	6	221131	197717	1.75	1.75	0	0.00
(d)	Financial Institutions/ Banks							
(e)	Any Others(Specify)							
(e-i)								
(e-ii)								
	<b>Sub Total(A)(1)</b>	<b>23</b>	<b>875650</b>	<b>684417</b>	<b>6.94</b>	<b>6.94</b>	<b>307716</b>	<b>35.14</b>
2	Foreign							
a	Individuals (Non-Residents Individuals/ Foreign Individuals)							
b	Bodies Corporate							
c	Institutions							
d	Qualified Foreign Investor							
e	Any Others(Specify)							
(e-i)								
(e-ii)								
	<b>Sub Total(A)(2)</b>	<b>0</b>	<b>0</b>	<b>0</b>	<b>0.00</b>	<b>0.00</b>	<b>0</b>	<b>0.00</b>
	<b>Total Shareholding of Promoter and Promoter Group (A) = (A)(1)+(A)(2)</b>	<b>23</b>	<b>875650</b>	<b>684417</b>	<b>6.94</b>	<b>6.94</b>	<b>307716</b>	<b>35.14</b>
(B)	Public shareholding							
1	Institutions							
(a)	Mutual Funds/ UTI	4	5716	0	0.05	0.05		
(b)	Financial Institutions/ Banks	13	3541234	3537684	28.06	28.06		
(c)	Central Government/ State Government(s)							
(d)	Venture Capital Funds							
(e)	Insurance Companies	1	432516	432516	3.43	3.43		
(f)	Foreign Institutional Investors	1	500	0	0.00	0.00		
(g)	Foreign Venture Capital Investors							
(h)	Qualified Foreign Investor							
(i)	Any Other (specify)							
(i-i)								
(i-ii)								
	<b>Sub-Total (B)(1)</b>	<b>19</b>	<b>3979966</b>	<b>3970200</b>	<b>31.54</b>	<b>31.54</b>		

For Triveni Glass Ltd.

*[Signature]*  
Director Finance

CB MANAGEMENT SERVICES (P) LTD.

*[Signature]*  
Registrars

<b>B 2</b>	<b>Non-institutions</b>							
(a)	Bodies Corporate	207	2317976	2277346	18.37	18.37		
(b)	Individuals							
I	Individuals -i. Individual shareholders holding nominal share capital up to Rs 1 lakh	12608	3361524	2841999	26.64	26.64		
II	ii. Individual shareholders holding nominal share capital in excess of Rs. 1 lakh.	62	1859510	1846458	14.73	14.73		
(c)	Qualified Foreign Investor							
(d)	Any Other (specify)							
(d-i)	Non-Resident Individuals	390	133179	56879	1.05	1.05		
(d-ii)	Overseas Body Corporate	2	27600	0	0.22	0.22		
(d-iii)	Trust	1	150	150	0.00	0.00		
(d-iv)	Clearing Member	18	63879	63879	0.51	0.51		
	Sub-Total (B)(2)	13288	7763818	7086711	61.52	61.52	0	0.00
(B)	Total Public Shareholding (B)= (B)(1)+(B)(2)	13307	11743784	11056911	93.06	93.06	0	0.00
	TOTAL (A)+(B)	13330	12619434	11741328	100.00	100.00	307716	2.44
(C)	Shares held by Custodians and against which Depository Receipts have been issued							
1	Promoter and Promoter Group							
2	Public							
	Sub-Total ( C )	0	0	0	0.00	0.00	0	0.00
	GRAND TOTAL (A)+(B)+(C)	13330	12619434	11741328	100.00	100.00	307716	2.44

For Triveni Glass Ltd.

*[Signature]*  
Director Finance

CB MANAGEMENT SERVICES (P) LTD.

*[Signature]*  
Registrars

(1)(b) Statement showing holding of securities (including shares, warrants, convertible securities) of persons belonging to the category "Promoter and Promoter Group"


Sr. No.	Name of the shareholder	Details of Shares held		Encumbered shares (*)			Details of warrants		Details of convertible securities		Total shares (including underlying shares assuming full conversion of warrants and convertible securities) as a % of diluted share capital
		Number of shares held	As a % of grand total (A)+(B)+(C)	No.	As a percentage	As a % of grand total (A)+(B)+(C) of sub-clause (D)(a)	Number of warrants held	As a % total number of warrants of the same class	Number of convertible securities held	As a % total number of convertible securities of the same class	
(i)	(ii)	(iii)	(iv)	(v)	(vi) = (v)/(iii)*100	(vii)	(viii)	(ix)	(x)	(xi)	(xii)
1	J.K.AGARWAL	252000	2.00	252000	100.00	2.00	0	0.00	0	0.00	2.00
2	SANDHYA AGRAWAL	28600	0.23	0	0.00	0.00	0	0.00	0	0.00	0.23
3	NEETU AGRAWAL	21383	0.17	0	0.00	0.00	0	0.00	0	0.00	0.17
4	SMITA AGRAWAL	19149	0.15	0	0.00	0.00	0	0.00	0	0.00	0.15
5	KHOOSBO AGRAWAL	60050	0.48	0	0.00	0.00	0	0.00	0	0.00	0.48
6	MEETA AGRAWAL	55716	0.44	55716	100.00	0.44	0	0.00	0	0.00	0.44
7	N K AGRAWAL	14000	0.11	0	0.00	0.00	0	0.00	0	0.00	0.11
8	NEELAM GUPTA	150	0.00	0	0.00	0.00	0	0.00	0	0.00	0.00
9	P N AGRAWAL	68194	0.54	0	0.00	0.00	0	0.00	0	0.00	0.54
10	USHA AGRAWAL	25050	0.20	0	0.00	0.00	0	0.00	0	0.00	0.20
11	RAJEEV AGRAWAL	11683	0.09	0	0.00	0.00	0	0.00	0	0.00	0.09
12	AMLA SINGHLA	867	0.01	0	0.00	0.00	0	0.00	0	0.00	0.01
13	NIKHITA AGRAWAL	5451	0.04	0	0.00	0.00	0	0.00	0	0.00	0.04
14	ANJANA AGRAWAL	6260	0.05	0	0.00	0.00	0	0.00	0	0.00	0.05
15	SANGEETA AGRAWAL	5866	0.05	0	0.00	0.00	0	0.00	0	0.00	0.05
16	D N AGRAWAL	54100	0.43	0	0.00	0.00	0	0.00	0	0.00	0.43
17	SHAKUNTALA DEVI	26000	0.21	0	0.00	0.00	0	0.00	0	0.00	0.21
18	ASIAN INDUSTRIAL DEVELOPMENT CO.03A00156	50	0.00	0	0.00	0.00	0	0.00	0	0.00	0.00
19	HINDUSTHAN SAFETY GLASS WORKS LTD.(03L00704)	50	0.00	0	0.00	0.00	0	0.00	0	0.00	0.00
20	TSG CREDIT CAPITAL (P) LTD. (IN30154919443317)	10965	0.08	0	0.00	0.00	0	0.00	0	0.00	0.08
21	SHISHIR HOLDINGS(P) LTD.(10015977 & 04S00762)	1114	0.01	0	0.00	0.00	0	0.00	0	0.00	0.01
22	UP SAFETY GLASS WORKS (P) LTD.(03L00702 & IN30133019603612)	38348	0.30	0	0.00	0.00	0	0.00	0	0.00	0.30
23	DECANS SAFTY GLASS WORKS (P) LTD.(D'omat) (IN30231610060863 & 03I00700)	170604	1.35	0	0.00	0.00	0	0.00	0	0.00	1.35
<b>TOTAL</b>		<b>875650</b>	<b>6.94</b>	<b>307716</b>	<b>35.14</b>	<b>2.44</b>	<b>0</b>	<b>0.00</b>	<b>0</b>	<b>0.00</b>	<b>6.94</b>
Note : (*) - More than one folio clubbed											

(\*) The term "encumbrance" has the same meaning as assigned to it in regulation 28(3) of the SAST Regulations, 2011

For Triveni Glass Ltd.

  
Director Finance


CB MANAGEMENT SERVICES (P) LTD.

  
Registrars


(D)(c)(i) Statement showing holding of securities (including shares, warrants, convertible securities) of persons belonging to the category "Public" and holding more than 1% of the total number of shares

Sr. No.	Name of the shareholder	Number of shares held	Shares as a percentage of total number of shares (i.e., Grand Total (A)+(B)+(C) indicated in Statement at para (f)(a) above)	Details of warrants		Details of convertible securities		Total shares (including underlying shares assuming full conversion of warrants and convertible securities) as a % of diluted share capital
				Number of warrants held	As a % total number of warrants of the same class	Number of convertible securities held	% w.r.t total number of convertible securities of the same class	
1	Life Insurance Corpn. of India PAN - AAACL0582H	432516	3.43	0	0.00	0	0.00	3.43
2	GIL Leasing & Hire Purchase Pvt. Ltd. PAN -	260566	2.06	0	0.00	0	0.00	2.06
3	GIL Real Estate Pvt. Ltd. PAN - AAACG8415E	552374	4.38	0	0.00	0	0.00	4.38
4	PRB Finance Co. Pvt. Ltd. PAN - AABCP3552A	264900	2.10	0	0.00	0	0.00	2.10
5	Stressed Asset Stabilization Fund PAN - AAETS8709G	3536134	28.02	0	0.00	0	0.00	28.02
6	CNI Research Ltd. PAN - AACCC2842H	579295	4.59	0	0.00	0	0.00	4.59
7	Kavita K Jain PAN - AADPJ5687M	225000	1.78	0	0.00	0	0.00	1.78
<b>TOTAL</b>		<b>5850785</b>	<b>46.36</b>	<b>0</b>	<b>0.00</b>	<b>0</b>	<b>0.00</b>	<b>46.36</b>
Note: (*) - More than one folio clubbed								

For Triveni Glass Ltd.

  
Director Finance

CB MANAGEMENT SERVICES (P) LTD.

  
Registrars

(II)(b) Statement showing holding of Depository Receipts (DRs), where underlying shares held by "promoter/promoter group" are in excess of 1% of the total number of shares

Sr. No.	Name of the DR Holder	Type of outstanding DR (ADRs, GDRs, SDRs, etc.)	Number of shares underlying outstanding DRs	Shares underlying outstanding DRs as a percentage of total number of shares (i.e., Grand Total (A)+(B)+(C) indicated in Statement at para (I)(a) above)
	N.A	N.A		0.00
<b>TOTAL</b>			<b>0</b>	<b>0.00</b>

**For Triveni Glass Ltd.**

*Manoj*  
**Director Finance**

**CB MANAGEMENT SERVICES (P) LTD.**

*[Signature]*  
**Registrars**

(II)(a) Statement showing details of Depository Receipts (DRs)

Sr. No.	Type of outstanding DR (ADRs, GDRs, SDRs, etc.)	Number of outstanding DRs	Number of shares underlying outstanding DRs	Shares underlying outstanding DRs as a percentage of total number of shares (i.e., Grand Total (A)+(B)+(C) indicated in Statement at para (I)(a) above)
	N.A	N.A		0.00
<b>TOTAL</b>		0	0	0.00

**For Triveni Glass Ltd.**

*Messeri*  
**Director Finance**

**CB MANAGEMENT SERVICES (P) LTD.**

*[Signature]*  
**Registrars**

(I)(d) Statement showing details of locked-in shares

Sr. No.	Name of the shareholder	Number of locked-in shares	Locked-in shares as a percentage of total number of shares (i.e., Grand Total (A)+(B)+(C) indicated in Statement at para (I)(a) above)	Promoter /Promoter Group/Public
	N.A		0.00	
<b>TOTAL</b>		<b>0</b>	<b>0.00</b>	

**For Triveni Glass Ltd,**  
*Mursee*  
**Director Finance**

**CB MANAGEMENT SERVICES (P) LTD.**  
*Gud*  
**Registrars**



(1)(c)(ii) Statement showing holding of securities (including shares, warrants, convertible securities) of persons (together with PAC) belonging to the category "Public" and holding more than 5% of the total number of shares of the company

Sr. No.	Name(s) of the shareholder(s) and the Persons Acting in Concert (PAC) with them	Number of shares	Shares as a percentage of total number of shares (i.e., Grand Total (A)+(B)+(C) indicated in Statement at para (1)(a) above)	Details of warrants		Details of convertible securities		Total shares (including underlying shares assuming full conversion of warrants and convertible securities) as a % of diluted share capital
				Number of warrants	As a % total number of warrants of the same class	Number of convertible securities held	% w.r.t total number of convertible securities of the same class	
1	Stressed Asset Stabilization Fund	3536134	28.02	0	0.00	0	0.00	28.02
TOTAL		3536134	28.02	0	0.00	0	0.00	28.02
	Note: (*) - More than one folio clubbed							

For Triveni Glass Ltd.

*M. Kesava*  
Director Finance

CB MANAGEMENT SERVICES (P) LTD.

*Ch. Subbarama Murthy*  
Registrars