

Name of the Company : USHA MARTIN EDUCATION AND SOLUTIONS LTD

Scrip Code, Name of the scrip, class of security: 532398

/EQUITY

Quarter Ended

30-Jun-2014

Partly paid-up shares:-	No. of partly paid-up shares	As a % of total no. of partly paid-up shares	As a % of total no. of shares of the company
Held by promoter/promoter group	NA	NA	NA
Held by public	NA	NA	NA
Total	NA	NA	NA
Outstanding convertible securities:-	No. of outstanding securities	As a % of total no. of outstanding convertible securities	As a % of total no. of shares of the company, assuming full conversion of the convertible securities
Held by promoter/promoter group	NA	NA	NA
Held by public	NA	NA	NA
Total	NA	NA	NA
Warrants:-	No. of warrants	As a % of total no. of warrants	As a % of total no. of shares of the company, assuming full conversion of warrants
Held by promoter/promoter group			
Held by public			
Total	0	0	.000
Total paid-up capital of the company, assuming full conversion of warrants and convertible securities	26415811		



Name Of The Company : USHA MARTIN EDUCATION AND SOLUTIONS LTD

Quarter Ended 30-Jun-2014

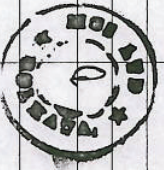
Category Code	Category of Shareholders	Number of shareholders	Total no. of Shares	No. of Shares held in Dematerialised form	Total shareholding as a percentage of total shares		Shares pledged or otherwise encumbered		
					As a Percentage of (A+B)	As a Percentage of (A+B+C)	Number of shares	As a percentage	
A Shareholding of Promoter and Promoter Group2									
1 Indian									
a	Individuals/Hindu Undivided Family	15	489741	489741	1.9895	1.854	0	0	
b	Central Government/ State Government(s)	0	0	0	0	0	0	0	
c	Bodies Corporate	4	8510364	8510364	34.572	32.2169	0	0	
d	Financial Institutions/ Banks	0	0	0	0	0	0	0	
c Any Other (Specify)									
i Trust									
		0	0	0	0	0	0	0	
ii Society									
		0	0	0	0	0	0	0	
iii Educational Institutions									
		0	0	0	0	0	0	0	
Sub Total (A)(1) :									
		19	9000105	9000105	36.5615	34.0709	0	.000	
2 Foreign									
a Individuals (Non Resident Indians / Foreign Individuals)									
		0	0	0	0	0	0	0	
b Bodies Corporate									
		1	2388291	2388291	9.702	9.0411	0	0	
c Institutions									
		0	0	0	0	0	0	0	
d Any Other (Specify)									
		0	0	0	0	0	0	0	
Sub Total (A)(2) :									
		1	2388291	2388291	9.7020	9.0411	0	.000	
Total Shareholding of Promoter and Promoter Group (A) = (A)(1) + (A)(2) :									
		20	11388396	11388396	46.2635	43.112	0	.000	
B Public Shareholding3									
1 Institutions									
a Mutual Funds/ UTI									
		6	1634	1101	.0066	.0062	NA	NA	
b Financial Institutions/ Banks									
		24	5973	2921	.0243	.0226	NA	NA	
c Central Government/ State Government(s)									
		4	727	0	.003	.0028	NA	NA	



Name Of The Company : USHA MARTIN EDUCATION AND SOLUTIONS LTD

Quarter Ended 30-Jun-2014

Category Code	Category of Shareholders	Number of shareholders	Total no. of Shares	No. of Shares held in Dematerialised form	Total shareholding as a percentage of total shares		Number of shares	Shares pledged or otherwise encumbered	As a percentage
					As a percentage of (A+B)	As a percentage of (A+B+C)			
B	Public Shareholding³								
I	Institutions								
d	Venture Capital Funds	0	0	0	0	0	0		
e	Insurance Companies	5	929862	929862	3.7774	3.5201			
f	Foreign Institutional Investors	6	1562889	1562190	6.349	5.9165			
g	Foreign Venture Capital Investors	0	0	0	0	0			
h	Any Other (Specify)	0	0	0	0	0			
		45	2501085	2496074	10.1603	9.4682			
	Sub Total (B)(1) :								
2	Non-Institutions								
a	Bodies Corporate	522	1820071	1804990	7.3937	6.8901			
b	Individuals								
i	Individual Shareholders Holding Nominal Share Capital Up to Rs. 1 Lakh.	31681	7102494	6514758	28.8527	26.8873			
ii	Individual Shareholders Holding Nominal Share Capital in excess of Rs. 1 Lakh.	8	1480666	1480666	6.015	5.6052			
c	Any Other (Specify)								
i	Trust & Foundations	2	98	98	.0004	.0004			
ii	Cooperative Societies	0	0	0	0	0			
iii	Educational Institutions	0	0	0	0	0			
iv	Non Resident Individual	137	323546	314067	1.3144	1.2248			
v	Foreign Companies	0	0	0	0	0			
vi	OCB	0	0	0	0	0			
		32350	10726875	10114579	43.5762	40.6078			
	Sub Total (B)(2) :								
		32395	13227960	12610653	53.7365	50.076			
	Total Public Shareholding (B) = (B)(1) + (B)(2) :								
		32415	24616356	23999049	100.0000	93.1880			
C	Shares held by Custodians and against which Depository Receipts have been issued								
i	Promoter and Promoter Group	0	0	0	0	0			



NA NA


Name Of The Company : USHA MARTIN EDUCATION AND SOLUTIONS LTD

		Quarter Ended		30-Jun-2014	
C	Shares held by Custodians and against which Depository Receipts have been issued				
ii	Public	1	1799455	1799455	0
					6.812
	GRAND TOTAL (A) + (B) + (C) :	32416	26415811	25798504	100.0000
					100.0000



D (b) Statement showing shareholding of persons belonging to the category "Promoter and Promoter Group"

Srl No.	Name of the shareholder	Total shares held			Shares pledged or otherwise encumbered			Details of Warrants		Details of Convertible Securities held	
		Number	As a % of grand total (A)+(B)+(C)	Number	As a percentage	As a % of grand total (A)+(B)+(C) of sub-clause (1)(a)	Number of Warrants	As a % of total number of warrants of the same class	Number of convertible securities held	As a % of total number of convertible securities of the same class	
1	Umil Share & Stock Broking Services Ltd	3075127	11.6412	0	.0000	.0000	Nil	Nil	Nil	Nil	
2	Peterhouse Investments India Limited	2968718	11.2384	0	.0000	.0000	Nil	Nil	Nil	Nil	
3	PETERHOUSE INVESTMENTS LTD	2388291	9.0411	0	.0000	.0000	Nil	Nil	Nil	Nil	
4	Prajeev Investments Limited	2057610	7.7893	0	.0000	.0000	Nil	Nil	Nil	Nil	
5	Usha Martin Ventures Ltd	408909	1.5480	0	.0000	.0000	Nil	Nil	Nil	Nil	
6	Basant Kumar Jhawar	158462	.5999	0	.0000	.0000	Nil	Nil	Nil	Nil	
7	PRASHANT JHAWAR	134220	.5081	0	.0000	.0000	Nil	Nil	Nil	Nil	
8	Uma Devi Jhawar	52183	.1975	0	.0000	.0000	Nil	Nil	Nil	Nil	
9	Rajeev Jhawar	36957	.1399	0	.0000	.0000	Nil	Nil	Nil	Nil	
10	ANUPAMA JHAWAR	36466	.1380	0	.0000	.0000	Nil	Nil	Nil	Nil	
11	Shanti Devi Jhawar	35065	.1327	0	.0000	.0000	Nil	Nil	Nil	Nil	
12	Nidhi Rajgathia	14219	.0538	0	.0000	.0000	Nil	Nil	Nil	Nil	
13	Madhusree Goenka	7656	.0290	0	.0000	.0000	Nil	Nil	Nil	Nil	
14	Akshay Goenka	4878	.0185	0	.0000	.0000	Nil	Nil	Nil	Nil	
15	Susmita Jhawar	4736	.0179	0	.0000	.0000	Nil	Nil	Nil	Nil	
16	Brij Kishore Jhawar	2973	.0113	0	.0000	.0000	Nil	Nil	Nil	Nil	
17	Stuti Jhawar	666	.0025	0	.0000	.0000	Nil	Nil	Nil	Nil	
18	ANUPRIYA JHAWAR	661	.0025	0	.0000	.0000	Nil	Nil	Nil	Nil	
19	APURV JHAWAR	399	.0015	0	.0000	.0000	Nil	Nil	Nil	Nil	
20	BIHARI LAL SANTHALLA	200	.0008	0	.0000	.0000	Nil	Nil	Nil	Nil	
	TOTAL	11388396	43.1120	0	.0000	.0000	Nil	Nil	Nil	Nil	




(1) (c) Statement showing shareholding of persons belonging to the category "Public" and holding more than 1 % of the total number of shares.

Srl No.	Name of the shareholder	Number of Shares	Shares as a percentage of total number of shares (i.e., Grand Total (A)+(B)+(C) indicated in Statement at para (1)(a) above }
1	DEUTSCHE BANK TRUST COMPANY AMERICAS	1799455	6.812
2	ELARA INDIA OPPORTUNITIES FUND LIMITED	1277291	4.835
3	FOLLOWEL ENGINEERING LIMITED	468000	1.772
4	GENERAL INSURANCE CORPORATION OF INDIA	369295	1.398
5	ELM PARK FUND LIMITED	284899	1.079
	TOTAL	4198940	15.896



(D) (c)(ii) Statement showing shareholding of securities(including shares,warrants,convertible securities) of persons (together with PAC) belonging to the category "Public" and holding more than 5% of the total number of shares of the company.

Srl No.	Name of the shareholder and the Persons Acting In Concert(PAC) with them	Number of Shares	Shares as a percentage of total number of shares [i.e., Grand Total (A)+(B)+(C) indicated in Statement at para (D)(a) above }	Details of Warrants		Details of Convertible Securities held		Total shares(including underlying shares assuming full conversion of warrants and convertible securities as a % of diluted share capital
				Number of Warrants	As a % of total number of warrants of the	Number of convertible Securities held	% w.r.t total number of convertible securities of the same class	
1	DEUTSCHE BANK TRUST COMPANY AMERICAS	1799455	6.8120	Nil	Nil	Nil	Nil	Nil
	TOTAL	1799455	6.8120	Nil	Nil	Nil	Nil	Nil



UNIT : USHA MARTIN EDUCATION AND SOLUTIONS LTD

(D) (d) Statement showing details of locked-in shares.

Sr# No.	Name of the shareholder	Category	Number of Shares Locked-in	Locked-in Shares as a percentage of total number of shares (i.e., Grand Total (A)+(B)+(C) indicated in Statement at para (D)(a) above)
1	NIRMALA BIRLA	PUBLIC	114	.0004
TOTAL			114	.0004



(11) (a) Statement showing details of Depository Receipts (DRs)

Sr/1 No.	Type of outstanding DR (ADRS,GDRS SDRs,etc.)	Number of outstanding DRs	Number of shares underlying outstanding DRs	Shares underlying outstanding DRs as a percentage of total number of shares (i.e Grand Total (A)+(B)+(C) indicated in statement at para (1)(a) above)
1	GLOBAL DEPOSITORY RECEIPTS(GDRS)	1799455	1799455	6.812
	TOTAL	1799455	1799455	6.812

(11) (b) Statement showing details of Depository Receipts (DRs) where underlying shares held by 'promoter/promoter group' are in excess of 1% of the total number of shares.

Sr/1 No.	Name of the DR Holder	Type of outstanding DRs (ADRS,GDRS, SDRs etc)	Number of shares underlying outstanding DRs	Shares underlying outstanding DRs as a percentage of total number of shares (i.e Grand Total (A)+(B)+(C) indicated in statement at para (1)(a) above)
		GDRS		
	TOTAL			



UNIT 1 : USHA MARTIN EDUCATION AND SOLUTIONS LTD

(III) (a) Statement showing the voting pattern of shareholders, if more than one class of shares/securities is issued by the issuer.

Srl No.	Category of shareholder	Number of Voting Rights held in each class of securities			Total Voting Rights (III+IV+V)	Total Voting rights i.e.(VI)	
		Class X	Class Y	Class Z		As a % of (A+B)	As a % of (A+B+C)
	NA	NA	NA	NA	NA	NA	NA

