


(I) (a) STATEMENT SHOWING SHAREHOLDING PATTERN**Name of the Company: VARDHMAN POLYTEX LIMITED**

Scrip Code: 514175 on BSE & VARDMNPOLY on NSE

Quarter ended: 30.06.2014

Partly paid-up shares:-	No. of partly paid-up shares	As a % of total no. of partly paid-up Shares	As a % of total no. of shares of the company
Held by promoter/promoter group	Nil	Nil	Nil
Held by public	Nil	Nil	Nil
Total	Nil	Nil	Nil
Outstanding convertible securities:-	No. of outstanding securities	As a % of total no. of outstanding convertible securities	As a % of total no. of shares of the company, assuming full conversion of the convertible securities
Held by promoter/promoter group	Nil	Nil	Nil
Held by public	Nil	Nil	Nil
Total	Nil	Nil	Nil
Warrants:-	No. of warrants	As a % of total no. of warrants	As a % of total no. of shares of the company, assuming full conversion of Warrants
Held by promoter/promoter group	Nil	Nil	Nil
Held by public	Nil	Nil	Nil
Total	Nil	Nil	Nil
Total paid-up capital of the company, assuming full conversion of warrants and convertible securities (Number of shares)	19817957		



VARDHMAN POLYTEX LIMITED
SHAREHOLDING PATTERN AS ON


30.06.2014

Category	Category of Shareholder	No. of Shareholders	Total No. of Shares	No. of shares held in dematerialized Form	Total shareholding as %age of total No. of Shares		Shares Pledged or otherwise encumbered	
					As a % age of (A+B)	As a % age of (A+B+C)	Number of shares	As a percentage (IX) (VIII)/(IV)* 100
(I)	(II)	(III)	(IV)	(V)	(VI)	(VII)	(VIII)	(IX)
(A)	Shareholding of Promoter & Promoter Group							
(1)	Indian							
(a)	Individuals/Hindu Undivided Family	7	347200	347200	1.75	1.75	347200	100.00
(b)	Central Government/State Government							
(c)	Bodies Corporate	13	10560002	10560002	53.29	53.29	10560002	100.00
(d)	Financial Institutions/Banks							
(e)	Any Other							
	Sub-Total (A) (1)	20	10907202	10907202	55.04	55.04	10907202	100.00
(2)	Foreign							
(a)	Individuals/Hindu Undivided Family							
(b)	Central Government/State Government							
(c)	Bodies Corporate							
(d)	Financial Institutions/Banks							
(e)	Any Other							
	Sub-Total (A) (2)							
	Total Shareholding of Promoters & Promoters Group. A= (A) (1)+(A) (2)	20	10907202	10907202	55.04	55.04	10907202	100.00
(B)	Public Shareholding						NA	NA
(1)	Institutions						NA	NA
(a)	Mutual Funds/UTI	2	1800	500	0.01	0.01		
(b)	Financial Institutions/Banks	4	1134	0	0.01	0.01		
(c)	Central Government/State Government(s)							
(d)	Venture Capital Funds							
(e)	Insurance Companies							
(f)	Foreign Institutional Investors	3	551200	550000	2.78	2.78		
(g)	Foreign Venture Capital Investors							
(h)	Any Other							
	Sub-Total (B) (1)	9	554134	550500	2.80	2.80		
(2)	Non-institutions						NA	NA
(a)	Bodies Corporate	227	4429395	4424792	22.35	22.35		
(b)	Individuals							
	(i) Individual shareholders holding nominal capital upto Rs. 1 lac	7113	1553213	1177589	7.84	7.84		
	(ii) Individual shareholders holding nominal capital in excess of Rs. 1 lac	27	2343671	543671	11.83	11.83		
(c)	Any Other (NRIs/OCBs)	33	30342	29942	0.15	0.15		
	Sub-Total (B)(2)	7400	8356621	6175994	42.17	42.17		
	Total Public Shareholding (B)=(B)(1)+(B)(2)	7409	8910755	6726494	44.96	44.96	NA	NA
	Total (A+B)	7429	19817957	17633696	100.00	100.00	10907202	55.04
(C)	Shares held by Custodians and against which Depository Receipts have been issued (C)						NA	NA
(1)	Promoter & Promoter Group	0	0	0				
(2)	Public	0	0	0				
	GRAND TOTAL (A+B+C)	7429	19817957	17633696	100.00	100.00	10907202	55.04

Note:-

1

The total foreign shareholding of the Company is 581542 (2.93%) (consists 551200 (2.78%) of FII and 30342 (0.15%) of NRI/OCB). Further, there is no ADR & GDR issues.



(1) (b) STATEMENT SHOWING HOLDING OF SECURITIES/ INCLUDING SHARES, WARRANTS, CONVERTIBLE SECURITIES OF PERSONS BELONGING TO THE CATEGORY "PROMOTER AND PROMOTERS GROUP"														
As on 30.06.2014														
Sr. No.	Name of the Shareholder	Detail of Shares held			Encumbered shares (*)			Details of warrants			Details of convertible securities			Total shares (including underlying shares and convertible securities) as a % of conversion of warrants assuming full diluted share capital
		No. of Shares	as a %age of grand total (A) + (B) + (C)	No.	As a percentage of grand total (A) + (B) + (C)	As a % of grand total (A) + (B) + (C) (a)	Number of warrants held	As a % total number of warrants of the same class	Number of convertible securities held	As a % TOTAL number of convertible securities of the same class	(XII)			
(I)	(II)	(III)	(IV)	(V)	(VI) = (V)/(III)*100	(VII)	(VIII)	(IX)	(X)	(XI)	(XII)			
Promoter Companies														
1	Panchsheel Tex Mfg. & Trdg. Co. (P) Ltd	4402917	22.22%	4402917	100.00%	22.22%	0	0	0	0	22.22%			
2	Enakshi Investments (P) Ltd.	3702250	1.87%	3702250	100.00%	1.87%	0	0	0	0	1.87%			
3	Alley Invest. & Trdg. Co. (P) Ltd	95300	0.48%	95300	100.00%	0.48%	0	0	0	0	0.48%			
4	Gagan Mercantile Co. (P) Ltd	163900	0.83%	163900	100.00%	0.83%	0	0	0	0	0.83%			
5	Galaxy Invest. & Trdg. Co. (P) Ltd	67300	0.34%	67300	100.00%	0.34%	0	0	0	0	0.34%			
6	Kent Investments (P) Ltd	46950	0.24%	46950	100.00%	0.24%	0	0	0	0	0.24%			
7	Liberty Mercantile Co. (P) Ltd.	120550	0.61%	120550	100.00%	0.61%	0	0	0	0	0.61%			
8	Pioneer Mercantile Co. (P) Ltd	49350	0.25%	49350	100.00%	0.25%	0	0	0	0	0.25%			
9	Ruby Mercantile Co. (P) Ltd	153000	0.77%	153000	100.00%	0.77%	0	0	0	0	0.77%			
10	Adesh Invest. & Trdg. Co. (P) Ltd	35100	0.18%	35100	100.00%	0.18%	0	0	0	0	0.18%			
11	Boras Invest. & Trdg. Co. (P) Ltd	32860	0.17%	32860	100.00%	0.17%	0	0	0	0	0.17%			
12	Alma Assets Consultancy (P) Ltd	4362325	22.01%	4362325	100.00%	22.01%	0	0	0	0	22.01%			
13	Nightingale Dealcom (P) Ltd	660000	3.33%	660000	100.00%	3.33%	0	0	0	0	3.33%			
	TOTAL	10560002	53.29%	10560002	100.00%	53.29%	0	0.00	0.00	0.00	53.29%			
Individuals														
1	Mr. Ashok Kumar Oswal	127748	0.64%	127748	100.00%	0.64%	0	0	0	0	0.64%			
2	Ashok Kumar & Sons (HUF)	110	0.00%	110	100.00%	0.00%	0	0	0	0	0.00%			
3	Mrs. Manju Oswal	52694	0.27%	52694	100.00%	0.27%	0	0	0	0	0.27%			
4	Mr. Adish Oswal	129511	0.65%	129511	100.00%	0.65%	0	0	0	0	0.65%			
5	Mrs. Rakhi Oswal	17820	0.09%	17820	100.00%	0.09%	0	0	0	0	0.09%			
6	Mr. Abhinav Oswal	14307	0.07%	14307	100.00%	0.07%	0	0	0	0	0.07%			
7	Ms Aketa Oswal	5010	0.03%	5010	100.00%	0.03%	0	0	0	0	0.03%			
	TOTAL	347200	1.75%	347200	100.00%	1.75%	0.00	0.00	0.00	0.00	1.75%			
	Grand Total	10907202	55.04%	10907202	100.00	55.04%	0	0.00	0.00	0.00	55.04%			

(*) The term "encumbrance" has the same meaning as assigned to it in regulation 28(3) of the SAST Regulations, 2011
 Note: Mr. B S Bhatia, (Non Executive Independent director) holding 250 equity shares earlier considered under "Promoter Group", has been now considered under category of "Public Shareholding".

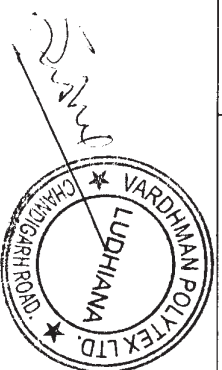
Handwritten signature

D)(c)(i) Statement showing holding of securities (including shares, warrants, convertible securities) of persons belonging to the category "Public" and holding more than 1% of the total number of shares
As on 30.06.2014

(Sr. No.)	Name of the shareholder	Number of shares held	Shares as a percentage of total number of shares (i.e., Grand Total (A)+(B)+(C) indicated in Statement at Para (I)(a))	Details of warrants		Details of convertible securities		Total shares (including underlying shares assuming full conversion of warrants and convertible securities) as a % of diluted share capital
				Number of warrants	As a % total number of warrants of the same class	Number of convertible securities held	% w.r.t total number of convertible securities of the same class	
1	Swarnim Tie Up (P) Ltd.	1400000	7.06%	0	0	0	0	7.06%
2	Vineet Sood & Sons HUF	725000	3.66%	0	0	0	0	3.66%
3	Stock Holding Corporation of India Ltd- A/C NSE	625000	3.15%	0	0	0	0	3.15%
4	Hymnos Fund Limited	550000	2.78%	0	0	0	0	2.78%
5	Real Value Info Solutions Private Limited.	532000	2.68%	0	0	0	0	2.68%
6	SCM India Private Limited.	402203	2.03%	0	0	0	0	2.03%
7	Suresh Kumar Jain	325000	1.64%	0	0	0	0	1.64%
8	Majestic Scrips Private Limited.	273000	1.38%	0	0	0	0	1.38%
9	Century Corporate Solutions Private Limited	246028	1.24%	0	0	0	0	1.24%
	TOTAL	5078231	25.62%					25.62%

D)(c)(ii) Statement showing holding of securities (including shares, warrants, convertible securities) of persons (together with PAC) belonging to the category "Public" and holding more than 5% of the total number of shares of the company

(Sr. No.)	Name(s) of the shareholder(s) and the Persons Acting in Concert (PAC) with them	Number of shares held	Shares as a percentage of total number of shares (i.e., Grand Total (A)+(B)+(C) indicated in Statement at Para (I)(a))	Details of warrants		Details of convertible securities		Total shares (including underlying shares assuming full conversion of warrants and convertible securities) as a % of diluted share capital
				Number of warrants	As a % total number of warrants of the same class	Number of convertible securities held	% w.r.t total number of convertible securities of the same class	
1	Swarnim Tie Up (P) Ltd.	1400000	7.06%	0	0	0	0	7.06%
	TOTAL	1400000	7.06%					7.06%



(I) (d) STATEMENT SHOWING DETAILS OF LOCKED IN SHARES				
TOTAL NUMBER OF SHARES as on 30.06.2014				
Sr. No.	Name of the Shareholder	No. of locked in Shares	locked in Shares as %age of total No. of Shares	Category
1	ALMA Assets Consultancy (P) Ltd.	4362325	22.01%	Promoter
Total:		4362325	22.01%	
(II) (a) STATEMENT SHOWING DETAILS OF DEPOSITORY RECEIPTS				
TOTAL NUMBER OF RECEIPTS as on 30.06.2014				
Sr. No.	Type of Outstanding ADR & GDR, SDR etc.	Number of Outstanding DRs	No. of shares underlying outstanding DRs	Shares underlying outstanding DRs as %age of total No. of shares
	NIL			
(II) (b) STATEMENT SHOWING HOLDING OF DEPOSITORY RECEIPTS WHERE UNDERLYING SHARES ARE IN EXCESS OF 1% OF TOTAL NUMBER OF SHARES as on 30.06.2014				
Sr. No.	Name of the DR Holder	Type of Outstanding ADR & GDR, SDR etc.	No. of shares underlying outstanding DRs	Shares underlying outstanding DRs as %age of total No. of shares
	NIL			
<i>Note: It is hereby confirmed that there is only one type of Equity Shares issued by the Company and the Voting pattern is same as the above mentioned Shareholding Pattern</i>				

For VARDHMAN POLYTEX LIMITED


SUSHIL SHARMA
COMPANY SECRETARY