


Introductory sub-table (I)(a)

Name of the Company: VENUS REMEDIES LIMITED			
Scrip Code, Name of the scrip, class of security: BSE-526953-VENRE & NSE-VENUSREM-EQ Rs. 10/-			
Quarter ended: JUNE 30, 2014			
Partly paid-up shares:-	No. of partly paid-up shares	As a % of total no. of partly paid-up shares	As a % of total no. of shares of the company
Held by promoter/promoter group	0	0	0
Held by public (FCCB)* * assuming full conversion as per terms & conditions of issue of FCCBs	568925	100	4.74
<b>Total - D</b>	<b>568925</b>	<b>100</b>	<b>4.74</b>
Outstanding convertible securities:-	No. of outstanding securities	As a % of total no. of outstanding convertible securities	As a % of total no. of shares of the company, assuming full conversion of the convertible securities
Held by promoter/promoter group	0	0	0
Held by public	0	0	0
<b>Total - E</b>	<b>0</b>	<b>0</b>	<b>0</b>
Warrants:-	No. of warrants	As a % of total no. of warrants	As a % of total no. of shares of the company, assuming full conversion of warrants
Held by promoter/promoter group	0	0	0
Held by public	0	0	0
<b>Total - F</b>	<b>0</b>	<b>0</b>	<b>0</b>
<b>Total paid-up capital of the company, assuming full conversion of warrants and convertible securities</b>	<b>12010913</b>		<b>100</b>

For Venus Remedies Limited

  
(Company Secretary)



**Statement Showing Shareholding Pattern**

Category code	Category of Shareholder	Table (I)(a)						
		Number of Shareholders	Total number of shares	Number of shares held in dematerialized form	Total shareholding as a percentage of total number of shares		Shares Pledged or otherwise encumbered	
					As a percentage of (A+B) <sup>1</sup>	As a percentage of (A+B+C)	Number of shares	As a percentage
(I)	(II)	(III)	(IV)	(V)	(VI)	(VII)	(VIII)	(IX) = (VIII)/(IV)*100
(A)	<b>Shareholding of Promoter and Promoter Group<sup>2</sup></b>							
1	<b>Indian</b>							
(a)	Individuals/ Hindu Undivided Family							
(b)	Central Government/ State Government(s)	2	1962152	1962152	17.15	17.15	1937250	98.73
(c)	Bodies Corporate							
(d)	Financial Institutions/ Banks	1	0	0	0.00	0.00	0	0.00
(e)	Any Others(Specify)		2300000	2300000	20.10	20.10	0	0.00
(e-i)	Promoter's relative and directors		0	0	0.00	0.00	0	0.00
(e-ii)		2	29366	29366	0.00	0.00	0	0.00
	<b>Sub Total(A)(1)</b>				0.26	0.26	0	0.00
2	<b>Foreign</b>	5	4291518	4291518	37.51	37.51	1937250	45.14
a	Individuals (Non-Residents Individuals/ Foreign Individuals)							
b	Bodies Corporate							
c	Institutions				0.00	0.00	0	0.00
d	Qualified Foreign Investor				0.00	0.00	0	0.00
e-i	Any Others(Specify)				0.00	0.00	0	0.00
e-ii					0.00	0.00	0	0.00
	<b>Sub Total(A)(2)</b>				0.00	0.00	0	0.00
	<b>Total Shareholding of Promoter and Promoter Group (A) = (A)(1)+(A)(2)</b>	0	0	0	0.00	0.00	0	0.00
(B)	<b>Public shareholding</b>	6	4291518	4291518	37.51	37.51	1937250	45.14
1	<b>Institutions</b>							
(a)	Mutual Funds/ UTI							
(b)	Financial Institutions Banks	2	1200					
(c)	Central Government/ State Government(s)	3	14267	14267	0.01	0.01	0	0.00
(d)	Venture Capital Funds				0.12	0.12	0	0.00
(e)	Insurance Companies	0	0	0	0.00	0.00	0	0.00
(f)	Foreign Institutional Investors	0	0	0	0.00	0.00	0	0.00
(g)	Foreign Venture Capital Investors	3	979136	979136	0.00	0.00	0	0.00
					8.56	8.56	0	0.00
		0	0	0	0.00	0.00	0	0.00

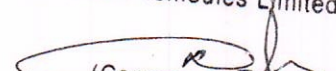
For Venus Remedies Limited

*(Signature)*  
(Company Secretary)



(h)	Qualified Foreign Investor											
(i-i)	Any Other (specify)	0										
(i-ii)		0	0	0	0.00	0.00	0	0.00	0	0.00		
	<b>Sub-Total (B)(1)</b>				0.00	0.00	0	0.00	0	0.00		
<b>B 2</b>	<b>Non-institutions</b>	8	994603	993403	8.69	8.69	0	0.00	0	0.00		
(a)	Bodies Corporate											
(b)	Individuals	521	1921540	1914140	16.79	16.79	0	0.00	0	0.00		
	Individuals -i. Individual shareholders holding nominal share capital up to Rs 1 lakh				0.00	0.00	0	0.00	0	0.00		
	ii. Individual shareholders holding nominal share capital in excess of Rs. 1 lakh.	11940	2806714	2591449	24.53	24.53	0	0.00	0	0.00		
(c)	Any Other (specify)	30	874317	874317	7.64	7.64	0	0.00	0	0.00		
(c-i)	Trusts	0	0	0	0.00	0.00	0	0.00	0	0.00		
(c-ii)	Foreign Nationals	1	200	200	0.00	0.00	0	0.00	0	0.00		
(c-iii)	Non-resident Indians	395	264388	198388	2.31	2.31	0	0.00	0	0.00		
(c-iv)	Clearing Members	153	79890	79890	0.70	0.70	0	0.00	0	0.00		
(c-v)	Hindu Undivided Families	78	25666	7552	0.22	1.60	0	0.22	0	0.00		
(c-vi)	ESOP/ESOS/ESPS	13509	6155867	5848988	53.80	53.80	0	0.00	0	0.00		
	<b>Sub-Total (B)(2)</b>											
(B)	<b>Total Public Shareholding (B)= (B)(1)+(B)(2)</b>	13517	7150470	6842391	62.49	62.49	0	0.00	0	0.00		
	<b>TOTAL (A)+(B)</b>	13522	11441988	11133909	100.00	100.00	0	0.00	0	0.00		
(C)	Shares held by Custodians and against which Depository Receipts have been issued											
1	Promoter and Promoter Group	0			0	0		0.00	0	0.00		
2	Public	0			0	0		0.00	0	0.00		
	<b>Sub-Total (C)</b>	0			0	0		0.00	0	0.00		
	<b>GRAND TOTAL (A)+(B)+(C)</b>	13522	11441988	11133909	100.00	1937250	16.93					

For Venus Remedies Limited

  
(Company Secretary)

(I)(b) Statement showing holding of securities (including shares, warrants, convertible securities) of persons belonging to the category "Promoter and Promoter Group"

Sr. No.	Name of the shareholder	Details of Shares held		Encumbered shares (*)			Details of warrants		Details of convertible securities		Total shares (including underlying shares assuming full conversion of warrants and convertible securities) as a % of diluted share capital
		Number of shares held	As a % of grand total (A)+(B)+(C)	No.	As a percentage	As a % of grand total (A)+(B)+(C) of sub-clause (I) (a)	Number of warrants held	As a % total number of warrants of the same class	Number of convertible securities held	As a % total number of convertible securities of the same class	
(i)	(ii)	(iii)	(iv)	(v)	(vi)=(v)/(iii)*100	(vii)	(viii)	(ix)	(x)	(xi)	(xii)
1	PAWAN CHAUDHARY	991152	8.6624	987250	99.6063	7.8535	0	0	0	0	8.25
2	MANU CHAUDHARY	971000	8.4863	950000	97.8373	7.5572	0	0	0	0	8.08
3	PEEYUSH JAIN	13200	0.1154	0	0	0	0	0	0	0	0.11
4	ASHUTOSH JAIN	16166	0.1413	0	0	0	0	0	0	0	0.13
5	SUNEV PHARMA SOLUTIONS LIMITED	2300000	20.1014	0	0	0	0	0	0	0	19.15
	<b>TOTAL</b>	<b>4291518</b>	<b>37.51</b>	<b>1937250</b>	<b>45.14</b>	<b>16.93</b>	<b>0</b>	<b>0</b>	<b>0</b>	<b>0</b>	<b>35.72</b>

(\*) The term "encumbrance" has the same meaning as assigned to it in regulation 28(3) of the SAST Regulations, 2011

For Venus Remedies Limited

  
(Company Secretary)






(i)(c)(i) Statement showing holding of securities (including shares, warrants, convertible securities) of persons belonging to the category "Public" and holding more than 1% of the total number of shares

Sr. No.	Name of the shareholder	Number of shares held	Shares as a percentage of total number of shares (i.e., Grand Total (A)+(B)+(C) indicated in Statement at para (i)(a) above)	Details of warrants		Details of convertible securities		Total shares (including underlying shares assuming full conversion of warrants and convertible securities) as a % of diluted share capital
				Number of warrants held	As a % total number of warrants of the same class	Number of convertible securities held	% w.r.t total number of convertible securities of the same class	
1	JHP SECURITIES PVT LTD	471085	4.11716					3.92 AAACJ2847H
2	MERRILL LYNCH CAPITAL MARKETS ESPA	414136	3.61944	0				3.43 AACCM7105R
3	REL UTILITY ENGINEERS LIMITED	592000	5.17393	0				4.93 AACCR7266A
4	MORGAN STANLEY MAURITIUS COMPANY L	560000	4.89425	0				4.66 AADCM5927G
5	ROHINTON SOLI SCREWVALA	169913	1.485	0				1.41 AAGPS7083K
	<b>TOTAL</b>	<b>2207134</b>	<b>19.28978</b>	<b>0</b>	<b>0</b>	<b>0</b>	<b>0</b>	<b>18.35</b>

For Venus Remedies Limited

  
(Company Secretary)



(l)(c)(ii) Statement showing holding of securities (including shares, warrants, convertible securities) of persons (together with PAC) belonging to the category "Public" and holding more than 5% of the total number of shares of the company

Sr. No.	Name(s) of the shareholder(s) and the Persons Acting in Concert (PAC) with them	Number of shares	Shares as a percentage of total number of shares (i.e., Grand Total (A)+(B)+(C) indicated in Statement at para (l)(a) above)	Details of warrants		Details of convertible securities		Total shares (including underlying shares assuming full conversion of warrants and convertible securities) as a % of diluted share capital
				Number of warrants	As a % total number of warrants of the same class	Number of convertible securities held	% w.r.t total number of convertible securities of the same class	
1	IREL UTILITY ENGINEERS LIMITED	592000	5.1739	0	0	0	0	0.49/AACCR7266A
TOTAL		592000	5.17	0	0	0	0	0.49

For Venus Remedies Limited

*[Signature]*  
(Company Secretary)



(l)(d) Statement showing details of locked-in shares

Sr. No.	Name of the shareholder	Number of locked-in shares	Locked-in shares as a percentage of total number of shares (i.e., Grand Total (A)+(B)+(C) indicated in Statement at para (l)(a) above)
1	SUNEV PHARMA SOLUTIONS LIMITED	2300000	20.10
TOTAL		2300000	20.10

For Venus Remedies Limited

  
(Company Secretary)






(II)(b) Statement showing holding of Depository Receipts (DRs), where underlying shares held by "promoter/promoter group" are in excess of 1% of the total number of shares

Sr. No.	Name of the DR Holder	Type of outstanding DR (ADRs, GDRs, SDRs, etc.)	Number of shares underlying outstanding DRs	Shares underlying outstanding DRs as a percentage of total number of shares (i.e., Grand Total (A)+(B)+(C) indicated in Statement at para (I)(a) above)
1	NIL			
<b>TOTAL</b>			0	0.00
				0.00

For Venus Remedies Limited

  
(Company Secretary)






(II)(a) Statement showing details of Depository Receipts (DRs)

Sr. No.	Type of outstanding DR (ADRs, GDRs, SDRs, etc.)	Number of outstanding DRs	Number of shares underlying outstanding DRs	Shares underlying outstanding DRs as a percentage of total number of shares {i.e., Grand Total (A)+(B)+(C) indicated in Statement at para (I)(a) above}
1	NIL	0	0	0.00
<b>TOTAL</b>				0.00

For Venus Remedies Limited

  
(Company Secretary)