

Introductory sub-table (I)(a)

Name of the Company: ZENITH FIBRES LIMITED			
Scrip Code, Name of the scrip, class of security: 514286 - ZENIFIB - EQUITY			
Quarter ended: 30th June 2014.			
Partly paid-up shares:-	No. of partly paid-up shares	As a % of total no. of partly paid-up shares	As a % of total no. of shares of the company
Held by promoter/promoter group			
Held by public			
Total	0		
Outstanding convertible securities:- No. of outstanding securities			
		As a % of total no. of outstanding convertible securities	As a % of total no. of shares of the company, assuming full conversion of the convertible securities
Held by promoter/promoter group			
Held by public			
Total	0		
Warrants:-			
		No. of warrants	As a % of total no. of warrants
			As a % of total no. of shares of the company, assuming full conversion of warrants
Held by promoter/promoter group			
Held by public			
Total	0		
Total partly paid-up capital of the company, assuming full conversion of warrants and convertible securities			
		4422346	

FOR ZENITH FIBRES LTD.

DIRECTOR.

*[Signature]*




**Statement Showing Shareholding Pattern**

**Table (I)(a)**

Category code	Category of Shareholder	Number of Shareholders	Total number of shares	Number of shares held in dematerialized form	Total shareholding as a percentage of total number of shares		Shares Pledged or otherwise encumbered	
					As a percentage of (A+B) <sup>1</sup>	As a percentage of (A+B+C)	Number of shares	As a percentage
(I)	(II)	(III)	(IV)	(V)	(VI)	(VII)	(VIII)	(IX)= (VIII)/(IV)*100
<b>(A)</b>	<b>Shareholding of Promoter and Promoter Group<sup>2</sup></b>							
<b>1</b>	<b>Indian</b>							
(a)	Individuals/ Hindu Undivided Family	14	77330	1600	1.75	1.75		0.00
(b)	Central Government/ State Government(s)				0.00	0.00		
(c)	Bodies Corporate	8	2143776	3000	48.48	48.48		0.00
(d)	Financial Institutions/ Banks				0.00	0.00		
(e)	Any Others(Specify)				0.00	0.00		
(e-i)					0.00	0.00		
(e-ii)					0.00	0.00		
	<b>Sub Total(A)(1)</b>	<b>22</b>	<b>2221106</b>	<b>4600</b>	<b>50.22</b>	<b>50.22</b>	<b>0</b>	<b>0.00</b>
<b>2</b>	<b>Foreign</b>							
a	Individuals (Non-Residents Individuals/ Foreign Individuals)				0.00	0.00		
b	Bodies Corporate				0.00	0.00		
c	Institutions				0.00	0.00		
d	Qualified Foreign Investor				0.00	0.00		
e	Any Others(Specify)				0.00	0.00		
e-i					0.00	0.00		
e-ii								
	<b>Sub Total(A)(2)</b>	<b>0</b>	<b>0</b>	<b>0</b>	<b>0.00</b>	<b>0.00</b>	<b>0</b>	
	<b>Total Shareholding of Promoter and Promoter Group (A)= (A)(1)+(A)(2)</b>	<b>22</b>	<b>2221106</b>	<b>4600</b>	<b>50.22</b>	<b>50.22</b>	<b>0</b>	<b>0.00</b>
<b>(B)</b>	<b>Public shareholding</b>							
<b>1</b>	<b>Institutions</b>							
(a)	Mutual Funds/ UTI	3	27600	20000	0.62	0.62		
(b)	Financial Institutions/ Banks				0.00	0.00		
(c)	Central Government/ State Government(s)				0.00	0.00		
(d)	Venture Capital Funds				0.00	0.00		
(e)	Insurance Companies				0.00	0.00		
(f)	Foreign Institutional Investors				0.00	0.00		
(g)	Foreign Venture Capital Investors				0.00	0.00		
(h)	Qualified Foreign Investor				0.00	0.00		
(i)	Any Other (specify)				0.00	0.00		
(i-i)					0.00	0.00		
(i-ii)								
	<b>Sub-Total (B)(1)</b>	<b>3</b>	<b>27600</b>	<b>20000</b>	<b>0.62</b>	<b>0.62</b>		
<b>B 2</b>	<b>Non-institutions</b>							
(a)	Bodies Corporate	54	282772	281972	6.39	6.39		
(b)	Individuals				0.00	0.00		
i	Individuals -i. Individual shareholders holding nominal share capital up to Rs 1 lakh	4033	1302366	1000595	29.45	29.45		
ii	Individuals -ii. Individual shareholders holding nominal share capital in excess of Rs. 1 lakh.	25	548691	548691	12.41	12.41		
(c)	Qualified Foreign Investor				0.00	0.00		
(d)	Any Other (specify)				0.00	0.00		
(d-i)	Clearing members	22	15155	15155	0.34	0.34		
(d-ii)	NRI / OCB's	19	24656	24656	0.56	0.56		
	<b>Sub-Total (B)(2)</b>	<b>4153</b>	<b>2173640</b>	<b>1871069</b>	<b>49.15</b>	<b>49.15</b>		
<b>(B)</b>	<b>Total Public Shareholding (B)= (B)(1)+(B)(2)</b>	<b>4156</b>	<b>2201240</b>	<b>1891069</b>	<b>49.78</b>	<b>49.78</b>		
	<b>TOTAL (A)+(B)</b>	<b>4178</b>	<b>4422346</b>	<b>1895669</b>	<b>100.00</b>	<b>100.00</b>		
<b>(C)</b>	<b>Shares held by Custodians and against which Depository Receipts have been issued</b>							
<b>1</b>	<b>Promoter and Promoter Group</b>					0.00		
<b>2</b>	<b>Public</b>					0.00		
	<b>Sub-Total (C)</b>	<b>0</b>	<b>0</b>	<b>0</b>			<b>0</b>	
	<b>GRAND TOTAL (A)+(B)+(C)</b>	<b>4178</b>	<b>4422346</b>	<b>1895669</b>	<b>100.00</b>	<b>100.00</b>	<b>0</b>	<b>0.00</b>

FOR ZENITH FIBRES LTD.

DIRECTOR



(1)(b) Statement showing holding of securities (including shares, warrants, convertible securities) of persons belonging to the category "Promoter and Promoter Group"

Sr. No.	Name of the shareholder	Details of Shares held			Encumbered shares (*)		Details of warrants		Details of convertible securities		Total shares (including underlying shares assuming full conversion of warrants and convertible securities) as a % of diluted share capital
		Number of shares held	As a % of grand total (A)+(B)+(C)	No.	As a percentage (VI)=(V)/(III)*100	As a % of grand total (A)+(B)+(C) of sub-clause (I)(a)	Number of warrants held	As a % total number of warrants of the same class	Number of convertible securities held	As a % total number of convertible securities of the same class	
1	AARTI B AGGARWAL	2000	0.05		0.00	0.00					0.05
2	ABHISHAKE RUNGTA	10530	0.24		0.00	0.00					0.24
3	AJAY KUMAR RUNGTA	4500	0.10		0.00	0.00					0.10
4	AJAY RUNGTA HUF	3000	0.07		0.00	0.00					0.07
5	ALPHA OVERSEAS INT.PVT.LTD.	166700	3.77		0.00	0.00					3.77
6	AMAN RUNGTA	4100	0.09		0.00	0.00					0.09
7	ASHOK KUMAR RUNGTA HUF	2400	0.05		0.00	0.00					0.05
8	ASHOK RUNGTA	4900	0.11		0.00	0.00					0.11
9	CLASSIC STEELS PVT.LTD.	3000	0.07		0.00	0.00					0.07
10	DEMRIS FINVEST PVT.LTD.	481500	10.89		0.00	0.00					10.89
11	GALAXY DEALERS PVT.LTD.	325810	7.37		0.00	0.00					7.37
12	MADHURIDEVI RUNGTA	31200	0.71		0.00	0.00					0.71
13	PINKY RUNGTA	200	0.00		0.00	0.00					0.00
14	PRATIK RUNGTA	4100	0.09		0.00	0.00					0.09
15	RAINY FISCAL SERVICES (P) LTD	560100	12.67		0.00	0.00					12.67
16	RAJEEV RUNGTA	5000	0.11		0.00	0.00					0.11
17	SANJEEV RUNGTA	1800	0.04		0.00	0.00					0.04
18	AVANTIKA S RUNGTA	2000	0.05		0.00	0.00					0.05
19	SHARK BARTER PVT.LTD.	450000	10.18		0.00	0.00					10.18
20	SOUTH PARK PROMOTER P.LTD	138166	3.12		0.00	0.00					3.12
21	VINITA INVESTMENT LTD	18500	0.42		0.00	0.00					0.42
22	VINITA RUNGTA	1600	0.04		0.00	0.00					0.04
	<b>TOTAL</b>	<b>2221106</b>	<b>50.22</b>	<b>0</b>	<b>0.00</b>	<b>0.00</b>	<b>0</b>	<b>0</b>	<b>0</b>	<b>0</b>	<b>50.22</b>

FOR ZENITH FIBRES LTD.

DIRECTOR.



(D)(c)(i) Statement showing holding of securities (including shares, warrants, convertible securities) of persons belonging to the category "Public" and holding more than 1% of the total number of shares

Sr. No.	Name of the shareholder	Number of shares held	Shares as a percentage of total number of shares {i.e., Grand Total (A)+(B)+(C) indicated in Statement at para (D)(a) above}	Details of warrants		Details of convertible		Total shares (including underlying shares assuming full conversion of warrants and convertible securities) as a % of diluted share capital
				Number of warrants held	As a % total number of warrants of the same class	Number of convertible securities held	% w.r.t total number of convertible securities of the same class	
1	INTEGRATED FINANCIAL SERVICES LTD	85000	1.92					1.92
2	CAMEL FOODS (P) LTD	119797	2.71					2.71
3	MAHENDRA GIRDHARILAL	53119	1.20					1.20
4			0.00					0
5			0.00					0
6			0.00					0
7			0.00					0
8			0.00					0
9			0.00					0
10			0.00					0
								0
								0
								0
								0
								0
<b>TOTAL</b>		<b>257916</b>	<b>5.83</b>	<b>0</b>		<b>0</b>		<b>5.83</b>

FOR ZENITH FIBRES LTD.


DIRECTOR.



(D)(c)(ii) Statement showing holding of securities (including shares, warrants, convertible securities) of persons (together with PAC) belonging to the category "Public" and holding more than 5% of the total number of shares of the company

Sr. No.	Name(s) of the shareholder(s) and the Persons Acting in Concert (PAC) with them	Number of shares	Shares as a percentage of total number of shares i.e. Grand Total (A)+(B)+(C) indicated in Statement at para (I)(a) above)	Number of warrants	As a % total number of warrants of the same class	Number of convertible securities held	% w.r.t total number of convertible securities of the same class	Total shares (including underlying shares assuming full conversion of warrants and convertible securities) as a % of diluted share capital
1	N.A.		0.00					0
2			0.00					0
3			0.00					0
4			0.00					0
5			0.00					0
6			0.00					0
7			0.00					0
8			0.00					0
9			0.00					0
10			0.00					0
<b>TOTAL</b>		<b>0</b>	<b>0.00</b>	<b>0</b>		<b>0</b>		<b>0</b>


FOR ZENITH FIBRES LTD.

  
DIRECTOR.



(D)(d) Statement showing details of locked-in shares

Sr. No.	Name of the shareholder	Number of locked-in shares	Locked-in shares as a percentage of total number of shares i.e., Grand Total (A)+(B)+(C) indicated in Statement at para (D)(a) above)
1	N.A.		0.00
2			0.00
3			0.00
4			0.00
5			0.00
6			0.00
7			0.00
8			0.00
9			0.00
<b>TOTAL</b>		<b>0</b>	<b>0.00</b>

FOR ZENITH FIBRES LTD.  
  
 DIRECTOR,



(II)(a) Statement showing details of Depository Receipts (DRs)

Sr. No.	Type of outstanding DR (ADRs, GDRs, SDRs, etc.)	Number of outstanding DRs	Number of shares underlying outstanding DRs	Shares underlying outstanding DRs as a percentage of total number of shares (i.e., Grand Total (A)+(B)+(C) indicated in Statement at para (I)(a) above)
1	N.A.			0.00
2				0.00
3				0.00
4				0.00
5				0.00
6				0.00
7				0.00
8				0.00
9				0.00
<b>TOTAL</b>		<b>0</b>	<b>0</b>	<b>0.00</b>

FOR ZENITH FIBRES LTD.

*[Signature]*  
DIRECTOR.



(1)(b) Statement showing holding of Depository Receipts (DRs), where underlying shares held by "promoter/promoter group" are in excess of 1% of the total number of shares

Sr. No.	Name of the DR Holder	Type of outstanding DR (ADRS, GDRs, SDRs, etc.)	Number of shares underlying outstanding DRs	Shares underlying outstanding DRs as a percentage of total number of shares i.e., Grand Total (A)+(B)+(C) indicated in Statement at para (1)(a) above)
1	N.A.			0.00
2				0.00
3				0.00
4				0.00
5				0.00
6				0.00
7				0.00
8				0.00
9				0.00
<b>TOTAL</b>			<b>0</b>	<b>0.00</b>

FOR ZENITH FIBRES LTD.

  
DIRECTOR

