


**ALKALI METALS LTD., (An ISO 9001-14001 accredited company)**  
**UNAUDITED FINANCIAL RESULTS FOR THE QUARTER ENDED 30-06-2014**

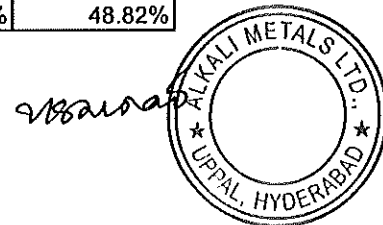
(Amount Rupees in Lakhs)

Particulars	For the Quarter Ended			For the Year Ended
	3 months ended 30-06-2014	3 months ended 31-03-2014	3 months ended 30-06-2013	Year to date figures for the year ended 31-03-2014
	Unaudited	Audited	Un Audited	Audited
1. (a) Net Sales/Income from operations (Net of Excise Duty)	1,655.63	1,634.84	1,555.05	6,604.57
<b>Total Income from Operations (Net)</b>	<b>1,655.63</b>	<b>1,634.84</b>	<b>1,555.05</b>	<b>6,604.57</b>
2. Expenses				
a. Cost of material consumed	867.44	871.77	723.28	3,445.43
b. Purchases of stock in trade	0.00	0.00		
b. Change in inventories of finished goods, work in progress & stock in trade	39.08	23.26	146.59	35.88
c. Employees benefit expense	143.85	151.36	140.15	568.03
d. Depreciation	97.26	104.04	82.03	351.80
e. Power & Fuel	219.93	279.56	299.59	1,132.32
f. Repairs & Maintenance	16.96	20.76	15.18	75.00
g. Manufacturing Expenses	76.99	59.92	59.23	283.01
h. R & D Expenditure	9.27	49.72	11.14	104.28
i. Administrative Expenses	30.91	25.10	24.06	84.47
j. Marketing Expenses	56.11	81.54	55.50	275.83
k. Amortisation of Expenses	0.00	16.50	16.50	65.99
l. Other expenditure (any item exceeding 10% of the total expenses relating to continuing operations to be shown separately)	34.06	139.82	15.11	225.91
<b>Total Expenses</b>	<b>1,591.85</b>	<b>1,823.36</b>	<b>1,588.37</b>	<b>6,647.94</b>
3. Profit/(Loss) from Operations before Other income, Finance costs and Exceptional Items (1- 2)	63.78	-188.52	-33.32	-43.37
4. Other Income	4.71	11.92	48.74	43.80
5. Profit/(Loss) from ordinary activities before Finance costs and Exceptional Items (3+/-4)	68.49	-176.60	15.42	0.43
6. Finance Costs	106.43	69.62	77.67	318.61
7. Profit/(Loss) from ordinary activities after finance costs but before Exceptional Items (5+/-6)	-37.94	-246.22	-62.25	-318.18
8. Exceptional items	0.00	-92.63	0.00	-1.29
9. Profit/(Loss) from ordinary activities before tax (7+/-8)	-37.94	-153.59	-62.25	-316.89
10. tax expense - Current year	0.00	0.00	0.00	0.00
- Earlier years	0.00	0.33	0.00	0.33
- Mat Credit entitlement	0.00	0.00	0.00	0.00
Deffered tax - Current year	0.00	-54.57	-20.58	-121.00
11. Net Profit (+)/ Loss (-) from Ordinary Activities after tax (9-10)	-37.94	-99.35	-41.67	-196.21
12. Extraordinary items (net of tax expense Rs. _____)	0.00	0.00	0.00	0.00
13. Net Profit(+)/Loss(-) for the period (11+/-12)	-37.94	-99.35	-41.67	-196.21
14. Share of profit/(loss) of associates	0.00	0.00	0.00	0.00
15. Minority interest	0.00	0.00	0.00	0.00



16. Net Profit/(Loss) after taxes, minority Interest and share of profit/(loss) of associates (13+/-14+/-15)	-37.94	-99.35	-41.67	-196.21
17. Paid-up equity share capital (Face Value of the Share Rs.10/- each)	1,018.25	1,018.25	1,018.25	1,018.25
18. Reserves excluding Revaluation Reserves as per balance sheet of previous accounting year	3,971.21	4,167.42	3,810.25	4,167.42
19. I) Earnings per Share (before extraordinary items) (of Rs.10/- each(not annualised))				
a) Basic	-0.37	-0.98	-0.41	-1.93
b) Diluted	-0.37	-0.98	-0.41	-1.93
19. II) Earnings per Share (after extraordinary items) (of Rs. _____ each(not annualised))				
a) Basic	-0.37	-0.98	-0.41	-1.93
b) Diluted	-0.37	-0.98	-0.41	-1.93

PART II				
(Amount Rupees in Lakhs)				
Particulars	For the Quarter Ended			For the Year Ended
	3 months ended 30-06-2014	3 months ended 31-03-2014	3 months ended 30-06-2013	Year to date figures for the year ended 31-03-2014
	Unaudited	Audited	Unaudited	Audited
<b>A. PARTICULARS OF SHARE HOLDING</b>				
1. Public Share Holding				
No. of Shares (Nos.)	3,081,664	3,081,664	3,081,664	3,081,664
Percentage of shareholding (%)	30.26%	30.26%	30.26%	30.26%
2. Promoters and promoter group Shareholdings				
a. Pledge/Encumbered				
Number of Shares	2130000	2130000	0.00	2130000
Percentage of shares (as a % of total share holding of promoter and promoter group)	30%	30%	0.00	30%
Percentage of shares (as a % of total share capital of the company)	20.92%	20.92%		20.92%
b. Non-Encumbered				
Number of Shares	4970842	4970842	7100842	4970842
Percentage of shares (as a % of total share holding of promoter and promoter group)	70%	70%	100%	70%
Percentage of shares (as a % of total share capital of the company)	48.82%	48.82%	69.74%	48.82%



Notes:-

1. The above un-audited financial results as reviewed by the Audit Committee have been approved by the Board of Directors at their meeting held on 9th Aug 2014.
2. Previous year and previous quarter figures have been re-grouped or re-classified wherever necessary.
3. EPS for the quarter and year-to-date was calculated as per AS 20.

**4. SEGMENT REPORTING**

As the Company is predominantly engaged in the manufacture and sale of chemicals where the risks and returns associated with the products are uniform, the Company has identified Geographical Segments based on location of customers as reportable segments in accordance with AS - 17 issued by ICAI.

(Rupees in Lakhs)

Geographic Location	3 months ended 30-06-2014	3 months ended 31-03-2014	3 months ended 30-06-2013	Year to date figures for the year ended 31-03-2014
<b>Revenue</b>				
Domestic	782.52	899.29	872.71	3,647.83
External	873.10	735.55	682.34	2,956.74
<b>Total</b>	<b>1,655.62</b>	<b>1,634.84</b>	<b>1,555.05</b>	<b>6,604.57</b>
<b>Trade Receivables</b>				
Domestic	484.66	543.72	792.24	543.72
External	669.35	807.81	706.20	807.81
<b>Total</b>	<b>1,154.01</b>	<b>1,351.53</b>	<b>1,498.44</b>	<b>1,351.53</b>
<b>Other Disclosures:</b>				
<b>Carrying amount of Segment assets</b>				
India	9,126.19	8,783.30	9,166.54	8,783.30
<b>Additions to Fixed Assets</b>				
India	-	968.05	-	968.05

The Company has no assets outside India other than the Trade Receivables.


**5. Status of Investor Complaints for the quarter ended 30th June, 2014**

- Complaints Pending at the beginning of the quarter
- Complaints Received during the quarter
- Complaints disposed off during the quarter
- Complaints unresolved at the end of the quarter

NIL  
NIL  
NIL  
NIL

For ALKALI METALS LTD

*Y. S. R. Venkata Rao*  
Managing Director



Date: 09-08-2014  
Place: Hyderabad

## LIMITED REVIEW REPORT

We have reviewed the accompanying statements of Unaudited Financial Results of **ALKALI METALS LIMITED** for the 1st Quarter ended 30.06.2014 except for the disclosures regarding 'Public Shareholding' and 'Promoter and Promoter Group Shareholding' which have been traced from disclosures made by the management and have not been audited by us. This statement is the responsibility of the Company's Management and has been approved by the Board of Directors / Committee of Board of Directors. Our responsibility is to issue a report on these financial statements based on our review.

We conducted our review in accordance with the Standard on Review Engagement (SRE) 2400, Engagements to Review Financial Statements issued by the Institute of Chartered Accountants of India. This Standard requires that we plan and perform the review to obtain moderate assurance as to whether the financial statements are free of material misstatement. A Review is limited primarily to inquiries of company personnel and analytical procedures applied to financial data and thus provides less assurance than an audit. We have not performed an audit and accordingly, we do not express an audit opinion.

Based on our review conducted as above, nothing has come to our attention that causes us to believe that the accompanying statement of Unaudited financial results prepared in accordance with applicable accounting standards and other recognized accounting practices and policies has not disclosed the information required to be disclosed in terms of Clause 41 of the Listing Agreement including the manner in which it is to be disclosed, or that it contains any material misstatement.

*For C K S Associates*  
*Chartered Accountants*  
*FRN.. 007390S*

  
**C. KRISHNA BABU**  
*Partner*  
*M.No.019827*

*Hyderabad*  
*August 09, 2014*