

CITY UNION BANK LTD.,

Regd. Office: 149 T.S.R. (Big) Street, Kumbakonam 612001

UNAUDITED FINANCIAL RESULTS FOR THE QUARTER ENDED 30TH JUNE, 2014

Particulars	(Rs in Lakhs)			
	Quarter ended			Year ended
	30.06.2014	31.03.2014	30.06.2013	31.03.2014
	Reviewed	Audited	Reviewed	Audited
1. Interest earned (a+b+c+d)	64333.17	63542.63	62397.64	254593.31
a) Interest/Discount on Advances/Bills	52108.34	51963.03	51775.34	209211.89
b) Income on Investments	11892.38	11322.75	10250.32	43803.43
c) Interest on balances with RBI and other Inter Bank funds	332.45	256.85	371.98	1577.99
d) Others	0.00	0.00	0.00	0.00
2. Other Income	11069.99	8522.16	7889.53	27985.50
3. Total Income (1 + 2)	75403.16	72064.79	70287.17	282578.81
4. Interest Expended	45660.64	45076.51	43662.67	178654.35
5. Operating Expenses (i) + (ii)	12473.60	12591.40	10467.69	45827.02
(i) Employees Cost	5223.67	4732.46	4554.23	18562.13
(ii) Other Operating expenses	7249.93	7858.94	5913.46	27264.89
6. Total Expenditure (4) + (5) excluding provisions and contingencies	58134.24	57667.91	54130.36	224481.37
7. Operating Profit before provisions and contingencies (3) - (6)	17268.92	14396.88	16156.81	58097.44
8. Provisions (other than tax) and contingencies	4269.45	2962.13	2053.00	16740.01
9. Exceptional Items	0.00	0.00	0.00	0.00
10. Profit / (Loss) from Ordinary Activities before tax (7)-(8)-(9)	12999.47	11434.75	14103.81	41357.43
11. Tax Expenses	3050.00	3100.00	5075.00	6650.00
12. Net Profit / (Loss) from Ordinary Activities after tax (10) - (11)	9949.47	8334.75	9028.81	34707.43
13. Extra ordinary items (Net of Tax Expense)	0.00	0.00	0.00	0.00
14. Net Profit / (Loss) for the period (12) + (13)	9949.47	8334.75	9028.81	34707.43
15. Paid up equity share Capital (Face value of Re.1/- each)	5427.40	5427.40	4744.46	5427.40
16. Reserves excluding revaluation reserves				197065.81
17. Analytical ratios				
i) % of shares held by Government of India	Nil	Nil	Nil	Nil
ii) Capital Adequacy Ratio (%) - Basel II	14.58%	15.11%	13.21%	15.11%
ii) Capital Adequacy Ratio (%) - Basel III	14.51%	15.01%	13.12%	15.01%
iii) Earning Per Share (EPS)				
Basic EPS - before/after extra ordinary items (Not annualised) (Rs.)	1.83	2.04	1.90	6.69
Diluted EPS - before/after extra ordinary items (Not annualised) (Rs.)	1.82	2.02	1.89	6.64
iv) NPA Ratios				
(a) Gross NPA	30830.12	29306.41	19211.76	29306.41
(b) Net NPA	20437.73	19729.19	9698.02	19729.19
(c) % of Gross NPA	1.91	1.81	1.25	1.81
(d) % of Net NPA	1.28	1.23	0.63	1.23
v) Return on Assets - Annualised	1.58%	1.34%	1.55%	1.44%
18. Public Shareholding				
- No. of shares	54,27,40,263	54,27,40,263	53,89,39,858	54,27,40,263
- % of shareholding	100%	100%	100%	100%
19. Promoters and promoter group shareholding				
a) Pledged / Encumbered				
- Number of Shares	-	-	-	-
- % of shares (as a % of the total shareholding of promoter and promoter group)	-	-	-	-
- % of shares (as a % of the total share capital of the company)	-	-	-	-
b) Non-encumbered				
- Number of Shares	-	-	-	-
- % of shares (as a % of the total shareholding of promoter and promoter group)	-	-	-	-
- % of shares (as a % of the total share capital of the company)	-	-	-	-

CERTIFIED TRUE COPY


For CITY UNION BANK LTD.,

Ramona
Company Secretary

Notes :

1. The above unaudited financial results for the quarter ended 30th June 2014 have been subjected to Limited Review by Statutory Central Auditors of the Bank and approved by the Board of Directors at its meeting held on 06.08.2014.
2. The working results for the Quarter ended 30th June 2014 have been arrived at after making provisions for Standard Assets, Non Performing Assets and Depreciation on Investments as per RBI guidelines , Employee benefits, taxes & other usual and necessary provisions on estimated basis. The depreciation on Fixed Assets has been provided on proportionate basis as per the method adopted in the previous year.
3. The figures of previous quarter/ period have been regrouped, wherever necessary to conform to the classification in the current period.
4. There has been no change in the accounting policies followed by the bank during the Quarter ended 30th June 2014 as compared to those followed in the preceding financial year ended 31st March 2014.
5. In accordance with the RBI circular DBOD. No. BPBC 2/21.06.201/2013-14 dated 01st July 2013, Banks are required to make Pillar III disclosures under Basel III capital requirements and the disclosures for 30.06.2014 is being made available on the bank's web site.
6. Number of investor complaints pending at the beginning of the quarter- Nil. Received during the period - Nil :
Disposed of during the period - Nil : Pending complaints as on 30.06.2014 : Nil
7. Figures of the corresponding period have been reclassified/regrouped, wherever considered necessary.

By order of the Board


Dr. N. KAMAKODI
MD & CEO

Place : Chennai
Date : 06.08.2014

CERTIFIED TRUE COPY

For CITY UNION BANK LTD.,


Company Secretary

CITY UNION BANK LTD., CENTRAL OFFICE, KUMBAKONAM

SEGMENT REPORTING FOR THE QUARTER ENDED 30.06.2014

Segmentwise Results

(Rs in Lakhs)

Particulars	Quarter ended			Year ended
	30.06.2014	31.03.2014	30.06.2013	31.03.2014
	Reviewed	Audited	Reviewed	Audited
Segment Revenue				
a) Treasury	14458	13070	12101	50931
b) Corporate / wholesale banking	18845	19081	20323	69751
c) Retail Banking	41631	39536	37620	160979
d) Other Banking Operations	469	378	243	918
Total	75403	72065	70287	282579
Segment Results				
a) Treasury	3682	2944	2325	10548
b) Corporate / wholesale banking	5437	6406	7059	16371
c) Retail Banking	7750	4736	6595	30519
d) Other Banking Operations	400	311	178	659
Total	17269	14397	16157	58097
Operating Profit	17269	14397	16157	58097
Other Provisions & Contingencies	4269	2962	2053	16740
Profit Before Tax	13000	11435	14104	41357
Taxes including Deferred Tax	3050	3100	5075	6650
Net Profit	9950	8335	9029	34707
Segmental Assets:				
a) Treasury	802498	756262	695010	756262
b) Corporate / wholesale banking	523153	534359	518917	534359
c) Retail Banking	1165357	1151810	1075356	1151810
d) Unallocated	60573	56952	58434	56952
Total	2551581	2499383	2347717	2499383
Segmental Liabilities:				
a) Treasury	744595	712219	673517	712219
b) Corporate / wholesale banking	481883	490874	473088	490874
c) Retail Banking	1073282	1058074	980274	1058074
d) Unallocated	39378	35723	47742	35723
Total	2339138	2296890	2174621	2296890
Capital Employed:				
Segment Assets - Segment Liabilities				
a) Treasury	57903	44043	21493	44043
b) Corporate / wholesale banking	41270	43485	45829	43485
c) Retail Banking	92075	93736	95082	93736
d) Unallocated	21195	21229	10692	21229
Total	212443	202493	173096	202493

There are no significant residual operations carried on by the bank.

PART B : GEOGRAPHIC SEGMENTS:

The bank operates only in India

CERTIFIED TRUE COPY


For CITY UNION BANK LTD.,

Ramesh
Company Secretary

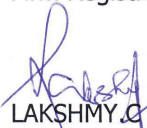
**INDEPENDENT AUDITORS' REVIEW REPORT TO THE BOARD OF DIRECTORS OF
CITY UNION BANK LIMITED**

1. We have reviewed the accompanying statement of Unaudited Financial Results of CITY UNION BANK LIMITED ("the Bank") for the quarter ended 30th June, 2014 ("the Statement") being submitted by the Bank pursuant to Clause 41 of the Listing Agreements with the Stock Exchanges, except for the disclosures referred to in paragraph 5 below. This Statement is the responsibility of the Bank's Management and has been approved by the Board of Directors. Our Responsibility is to issue a report on the Statement based on our review.
2. We conducted our review of the Statement in accordance with the Standard on Review Engagements (SRE) 2410, 'Review of Interim Financial Information Performed by the Independent Auditors of the Entity', issued by the Institute of Chartered Accountants of India. This Standard requires that we plan and perform the review to obtain moderate assurance as to whether the Statement is free of material misstatement. A review is Limited primarily to inquiries of the Bank personnel and analytical procedures applied to financial data and thus provides less assurance than an audit. We have not performed an audit and accordingly, we do not express an audit opinion.
3. In the conduct of our review, 132 branches have been reviewed by the branch auditors, specifically appointed for this purpose by the bank and we have relied upon various returns received from the branches of the Bank. These review reports cover 71.02 percent of the advances portfolio of the bank.
4. Based on our review conducted as stated above, nothing has come to our attention that causes us to believe that the accompanying Statement, prepared in accordance with the Accounting Standards notified under the Companies Act, 2013 and other recognized accounting practices and policies, has not disclosed the information required to be disclosed in terms of Clause 41 of the Listing Agreements with the stock exchanges, including the manner in which it is to be disclosed, or that it contains any material misstatement or that it has not been prepared in accordance with the relevant prudential norms issued by the Reserve Bank of India in respect of income recognition, asset classification, provisioning and other related matters.
5. Further, we also report that we have traced the number of shares as well as the percentage of shareholding in respect of the aggregate amount of public shareholding and the number of shares as well as the percentage of shares pledged/ encumbered and non-encumbered in respect of the aggregate amount of promoters and promoter group shareholding in terms of Clause 35 of the Listing Agreements and the particulars relating to investor complaints disclosed in the Statement, from the details furnished by the Registrars. The "Pillar 3 disclosures under Basel III Capital Regulations" disclosed on the Bank's website and in respect of which a link has been provided in the Statement have also not been subjected to our review.

Place : Chennai
Date : 06.08.2014



For M/s. P CHANDRASEKAR
CHARTERED ACCOUNTANTS
Firm Registration No : 000580 S


LAKSHMY C
Partner
Membership No: 28508