


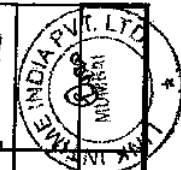
(D) (a) Statement showing Shareholding Pattern

Name of the Company: Foods and Inns Limited		BSE- 507552 ; NSE- ; Equity	
Scrip Code, Name of the scrip, class of security:		30 <sup>th</sup> June, 2014	
Quarter ended:			
	No. of partly paid-up shares	As a % of total no. of partly paid-up shares	As a % of total no. of shares of the company
<b>Partly paid-up shares:-</b>			
Held by Promoter / Promoter Group	0	0.0000	0.0000
Held by public	0	0.0000	0.0000
Total	0	0.0000	0.0000
<b>Outstanding convertible securities:-</b>			
	No. of outstanding securities	As a % of total No. of outstanding convertible securities	As a % of total no. of shares of the company, assuming full conversion of the convertible securities
Held by Promoter / Promoter Group	0	0.0000	0.0000
Held by public	0	0.0000	0.0000
Total	0	0.0000	0.0000
<b>Warrants:-</b>			
	No. of warrants		As a % of total no. of shares of the company, assuming full conversion of warrants
Held by Promoter / Promoter Group	0	0.0000	0.0000
Held by public	0	0.0000	0.0000
Total	0	0.0000	0.0000
Total paid-up capital of the company assuming full conversion of warrants and convertible securities			
			1451040

For FOODS AND INNS LIMITED  
  
 Managing Director



FOR PRODS AND NNS LIMITED



Category Code	Category of shareholder	Number of shareholders	Total number of shares	Number of shares held in dematerialised form	Percentage of total number of shares		Shares pledged or otherwise encumbered
					As a percentage of (A+B) (VI)	As a percentage of (A+B+C) (VII)	
(I)	(II)	(III)	(IV)	(V)	(VI)	(VII)	(VIII)
(A)	Promoter and Promoter Group						
1	Indian						
(a)	Individuals/Hindu Undivided Family	18	520,533	490,625	35.8731	35.8731	0
(b)	Central Government/State Government(s)				0.0000	0.0000	0
(c)	Bodies Corporate	4	145,742	136,142	10.0440	10.0440	0
(d)	Financial Institutions / Banks	0	0	0	0.0000	0.0000	0
(e)	Any Other (specify)	0	0	0	0.0000	0.0000	0
	Sub Total (A)(I)	22	666275	626767	45.9171	45.9171	0
2	Foreign						
(a)	Individuals (Non-Resident Individuals/Foreign Individuals)	0	0	0	0.0000	0.0000	0
(b)	Bodies Corporate	0	0	0	0.0000	0.0000	0
(c)	Institutions	0	0	0	0.0000	0.0000	0
(d)	Qualified Foreign Investors	0	0	0	0.0000	0.0000	0
(e)	Any Other (specify)	0	0	0	0.0000	0.0000	0
	Sub Total (A)(2)	0	0	0	0.0000	0.0000	0
	Total Shareholding of Promoter and Promoter Group (A)=(A)(1)+(A)(2)	22	666275	626767	45.9171	45.9171	0
(B)	Public shareholding						
1	Institutions						
(a)	Mutual Funds/UTI	0	0	0	0.0000	0.0000	0
(b)	Financial Institutions / Banks	0	0	0	0.0000	0.0000	0
(c)	Central Government/State Government(s)	0	0	0	0.0000	0.0000	0
(d)	Venture Capital Funds	0	0	0	0.0000	0.0000	0
(e)	Insurance Companies	1	150	0	0.0103	0.0103	0
(f)	Foreign Institutional Investors	1	21000	21000	1.4472	1.4472	0
(g)	Foreign Venture Capital Investors	0	0	0	0.0000	0.0000	0
(h)	Qualified Foreign Investors	0	0	0	0.0000	0.0000	0
(I)	Any Other (specify)	0	0	0	0.0000	0.0000	0
	Sub Total (B) (I)	2	21150	21000	1.4576	1.4576	0
2	Non-institutions						
(a)	Bodies Corporate	61	186145	153594	12.8284	12.8284	0
(b) (i)	Individuals - shareholders holding nominal share capital up to Rs 1 Lakh	1881	311076	218954	21.4381	21.4381	0
(ii)	Individual shareholders holding nominal share capital in excess of Rs. 1 Lakh	3	55112	55112	3.7981	3.7981	0




Category code	Category of shareholder	Number of shareholders (III)	Total number of shares (IV)	Number of shares held in dematerialised form (V)	Percentage of total number of shares			Shares pledged or otherwise encumbered	
					As a percentage of (A+B) (VI)	As a percentage of (A+B+C) (VII)	Number of shares (VIII)	As a percentage (IX) = (VIII)/(IV)*100	
(I)	(II)								
(c)	Qualified Foreign Investors	0	0	0	0.0000	0.0000	-	-	-
(d)	Any Other								
	Non Resident Indians (Repat)	8	3303	3103	0.2276	0.2276	-	-	-
ii	Non Resident Indians (Non Repat)	4	608	608	0.0419	0.0419	-	-	-
iii	Overseas Bodies Corporate	0	0	0	0.0000	0.0000	-	-	-
iv	Clearing Member	14	30851	30851	2.1261	2.1261	-	-	-
v	Directors / Relatives	3	176520	700	12.1651	12.1651	-	-	-
vi	Trusts	0	0	0	0.0000	0.0000	-	-	-
	Sub Total (B)(2)	1974	763615	462922	52.6254	52.6254	-	-	-
	Total Public Shareholding Public Group (B)=(B)(1)+(B)(2)	1976	784765	483922	54.0829	54.0829	NA	NA	NA
(C)	Total (A)+(B)	1998	1451040	1110689	100.0000	100.0000	-	-	-
	Shares held by custodians and against which Depository Receipts have been issued								
i	Promoter and Promoter group	0	0	0	0.0000	0.0000	0	0.00	0.00
ii	Public	0	0	0	0.0000	0.0000	0	0.00	0.00
	Sub Total (C)	0	0	0	0	0	0	0	0
	GRAND TOTAL (A)+(B)+(C)	1998	1451040	1110689	100.0000	100.0000	0	0	0

For FOODS AND INNS LIMITED

Managing Director

(1)(b) Statement showing holding of securities (including shares, warrants, convertible securities) of persons belonging to the category "Promoter and Promoter Group"

Sr. No.	Name of the shareholder	Details of Shares held		Encumbered shares		Details of warrants		Details of convertible securities		Total shares (including underlying shares assuming full conversion of warrants and convertible securities) as a % of diluted share capital	
		Number of shares held	As a % of grand total (A)+(B)+(C)	No.	As a percentage (VI)=(V)/(II)*100	As a % of grand total (A)+(B)+(C) of sub-clause (I)(e)	Number of warrants held	As a % total number of warrants of the same class	Number of convertible securities held		As a % total number of convertible securities of the same class
(i)	(ii)	(iii)	(iv)	(v)	(vi)=(v)/(ii)*100	(vii)	(viii)	(ix)	(x)	(xi)	(xii)
1	PALLAVI UTSAV DHUPELIA	152,755	10.53		0.00	0.00	0	0	0	0	10.53
2	WESTERN PRESS PVT LTD	114,357	7.88	-	0.00	0.00	0	0	0	0	7.88
3	UTSAV DHUPELIA	112,610	7.76		0.00	0.00	0	0	0	0	7.76
4	REKHA BHUPENDRA DALAL	68,300	4.71	-	0.00	0.00	0	0	0	0	4.71
5	VEENA M DALAL	35,075	2.42		0.00	0.00	0	0	0	0	2.42
6	SATYEN B DALAL	30,485	2.10		0.00	0.00	0	0	0	0	2.10
7	SATYEN BHUPENDRA DALAL	29,608	2.04		0.00	0.00	0	0	0	0	2.04
8	CIRCO LTD	21,685	1.49		0.00	0.00	0	0	0	0	1.49
9	UTSAV KANTILAL DHUPELIA	20,400	1.41		0.00	0.00	0	0	0	0	1.41
10	ASIM BHUPENDRA DALAL	20,000	1.38		0.00	0.00	0	0	0	0	1.38
11	ADITI ASIM DALAL	15,950	1.10		0.00	0.00	0	0	0	0	1.10
12	PALLAVI UTSAV DHUPELIA	10,000	0.69		0.00	0.00	0	0	0	0	0.69
13	MILAN DALAL	10,000	0.69		0.00	0.00	0	0	0	0	0.69
14	SATYEN HOLDINGS LTD	9,600	0.66		0.00	0.00	0	0	0	0	0.66
15	REKHA BHUPENDRA DALAL	4,650	0.32		0.00	0.00	0	0	0	0	0.32
16	MILAN BHUPENDRA DALAL	4,550	0.31		0.00	0.00	0	0	0	0	0.31
17	DEVJUT M DALAL	4,200	0.29	-	0.00	0.00	0	0	0	0	0.29
18	ASIM DALAL	1,350	0.09		0.00	0.00	0	0	0	0	0.09
19	AVANTI A DALAL	300	0.02	-	0.00	0.00	0	0	0	0	0.02
20	GAURIKA M DALAL (MINOR)	150	0.01	-	0.00	0.00	0	0	0	0	0.01
21	PALLAVI DHUPELIA	150	0.01		0.00	0.00	0	0	0	0	0.01
22	BOMBAY SWADESHI STORES LTD	100	0.01		0.00	0.00	0	0	0	0	0.01
	TOTAL	666,275	45.92	0	0.00	0.00	0	0	0	0	45.92

For FOODS AND HWS LIMITED  




Managing Director

**(D)(c)(i) Statement showing holding of securities (including shares, warrants, convertible securities) of persons belonging to the category "Public" and holding more than 1% of the total number of shares**

Sr. No.	Name of the shareholder	Number of shares held	Shares as a percentage of total number of shares (i.e., Grand Total (A)+(B)+(C) indicated in Statement at para (D)(a) above)	Details of warrants		Details of convertible securities		Total shares (including underlying shares assuming full conversion of warrants and convertible securities) as a % of diluted share capital
				Number of warrants held	As a % total number of warrants of the same class	Number of convertible securities held	% w.r.t total number of convertible securities of the same class	
1	RAY SIMKINS	175,820	12.12	0	0	0	0	12.12
2	PILOT CONSULTANTS PRIVATE LTD	64,528	4.45	0	0	0	0	4.45
3	OCEANIC INVESTMENTS LTD	29,600	2.04	0	0	0	0	2.04
4	ADITI G MEHTA	28,561	1.97	0	0	0	0	1.97
5	MANPHOOL EXPORTS LTD	23,616	1.63	0	0	0	0	1.63
6	VIJAYA DEVI NAHAR	21,656	1.49	0	0	0	0	1.49
7	ORANGE MAURITIUS INVESTMENTS LTD	21,000	1.45	0	0	0	0	1.45
8	CHANDRASEN G JHAVERI	17,143	1.18	0	0	0	0	1.18
9	SARJU C JHAVERI	16,313	1.12	0	0	0	0	1.12
10	ADIKARAN FINCOM PRIVATE LIMITED	16,032	1.10	0	0	0	0	1.10
	TOTAL	414,269	28.55	0	0	0	0	28.55


**(D)(c)(ii) Statement showing holding of securities (including shares, warrants, convertible securities) of persons (together with PAC) belonging to the category "Public" and holding more than 5% of the total number of shares of the company**

Sr. No.	Name(s) of the shareholder(s) and the Persons Acting in Concert (PAC) with them	Number of shares	Shares as a percentage of total number of shares (i.e., Grand Total (A)+(B)+(C) indicated in Statement at para (D)(a) above)	Details of warrants		Details of convertible securities		Total shares (including underlying shares assuming full conversion of warrants and convertible securities) as a % of diluted share capital
				Number of warrants	As a % total number of warrants of the same class	Number of convertible securities held	% w.r.t total number of convertible securities of the same class	
1	RAY SIMKINS For FOODS AND INNS LIMITED	175,820	12.12					12.12
	TOTAL	175,820	12.12					12.12

Managing Director



(D)(d) Statement showing details of locked-in shares			
Sr. No.	Name of the shareholder	Number of Locked in Shares	Locked-in shares as a percentage of total number of shares (i.e., Grand Total (A)+(B)+(C) indicated in Statement at para (I)(a) above)
	Nil		
	TOTAL	0	0.00

For FOODS AND INNS LIMITED  
  
 Managing Director



Statement showing details of Depository Receipts (DRs)					
(II)(a)	Sr. No.	Type of outstanding DR (ADRs, GDRs, SDRs, etc.)	Number of outstanding DRs	Number of shares underlying outstanding DRs	Shares underlying outstanding DRs as a percentage of total number of shares i.e., Grand Total (A)+(B)+(C) indicated in Statement at para (D)(a) above}
			NIL	NIL	NIL
			NIL	NIL	NIL
			<b>TOTAL</b>	<b>NIL</b>	<b>NIL</b>

For FOODS AND WINNS LIMITED

Managing Director




Statement showing holding of Depository Receipts (DRs), where underlying shares held by "Promoter/ Promoter Group" are in excess of 1% of the total number of shares

(II) (b)

Sr. No.	Name of the DR Holder	Type of outstanding DR (ADRs, GDRs, SDRs, etc.)	Number of shares underlying outstanding DRs	Shares underlying outstanding DRs as a percentage of total number of shares [i.e., Grand Total (A)+(B)+(C) indicated in Statement at para (I)(a) above]
NIL		NIL	NIL	NIL
TOTAL		NIL	NIL	NIL

For FOODS AND INNS LIMITED



Managing Director

