



FM 504143

Corporate //

**Ind-Swift Limited**

781, Industrial Area, Phase-II,  
Chandigarh - 160 002 INDIA  
Ph. : 0172-2638781 / 468 0800  
Fax : 0172-265 2242 / 265 5406  
Email : corporate@indswift.com

CIN No. L24230CH1988PLC006897

Dated: 22/08/2014

To,  
The Bombay Stock Exchange  
Mumbai

**K.A.: Mr. Rakesh Parekh, Sp. Assistant Listing Compliances**

Ref: Your Mail dated 20/08/2014

Re: Shareholding Pattern for the Qtr ended June 30,2014.

Dear Sir,

This has reference to your aforesaid mail. In this respect, we are enclosing herewith the revised Shareholding Pattern of the company for the quarter ended 30<sup>th</sup> June 2014 after correcting the totaling error in No. of Shareholders, which may have occurred due to clerical/ Technical mistake.

We deeply regret the inconvenience and assure you to take necessary steps so that such mistakes do not happen in future.

Kindly take the same on your records.

With Thanks

  
R.K.Sood

Company Secretary



**Ind-Swift**

Unit 1 Ph.: 0921853-4504 - Unit 2 Ph.: 0921853-4503 - Unit 3 Ph.: 01795-662800 - Unit 4 Ph.: 01795-645431

www.indswift.com //

Introductory sub-table (I)(a)			
Name of the Company: IND SWIFT LTD			
Scrip Code, Name of the scrip, class of security: BSE: 524652 NSE:INDSWFTLTD			
30-06-2014			
Partly paid-up shares:-	No. of partly paid-up shares	As a % of total no. of partly paid-up shares	As a % of total no. of shares of the company
Held by promoter/promoter group	Nil	Nil	Nil
Held by public	Nil	Nil	Nil
Total - D	Nil		Nil
Outstanding convertible securities:-	No. of outstanding securities	As a % of total no. of outstanding convertible securities	As a % of total no. of shares of the company, assuming full conversion of the convertible securities
Held by promoter/promoter group	Nil	Nil	Nil
Held by public	Nil	Nil	Nil
Total - E	Nil	Nil	Nil
Warrants:-	No. of warrants	As a % of total no. of warrants	As a % of total no. of shares of the company, assuming full conversion of warrants
Held by promoter/promoter group	Nil	Nil	Nil
Held by public	Nil	Nil	Nil
Total - F	Nil	Nil	Nil
Total paid-up capital of the company, assuming full conversion of warrants and convertible securities		50346941 equity shares of Rs. 2/- each	



**Statement Showing Shareholding Pattern**

**Table (I)(a)**

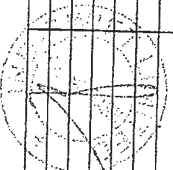
Category code	Category of Shareholder	Number of Shares	Total number of shares	Number of shares held in dematerialized form	Total shareholding as a percentage of total number of shares		Number of shares	As a percentage
					As a percentage of (A+B) <sup>1</sup> (VI)	As a percentage of (A+B+C) (VII)		
(I)	Shareholding of Promoter and	(III)	(IV)	(V)	(VI)	(VII)	(VIII)	
(A)	Indian							
(a)	Individuals/ Hindu Undivided Family							
(b)	Central Government/ State Government(s)	19	13056971	8888400	25.93	25.93	8888400	68.07
(c)	Bodies Corporate				0.00	0.00		
(d)	Financial Institutions/ Banks	7	13215721	13215721	26.25	26.25	13215721	100.00
(e)	Any Others(Specify)				0.00	0.00		
(e-i)					0.00	0.00		
(e-ii)					0.00	0.00		
	<b>Sub Total(A)(1)</b>	<b>26</b>	<b>26272692</b>	<b>22104121</b>	<b>52.18</b>	<b>52.18</b>	<b>22104121</b>	<b>84.13</b>
<b>2</b>	<b>Foreign</b>							
a	Individuals (Non-Residents Individuals/ Foreign Individuals)				0.00	0.00		
b	Bodies Corporate				0.00	0.00		
c	Institutions				0.00	0.00		
d	Any Others(Specify)				0.00	0.00		
d-i					0.00	0.00		
d-ii					0.00	0.00		
	<b>Sub Total(A)(2)</b>	<b>0</b>	<b>0</b>	<b>0</b>	<b>0.00</b>	<b>0.00</b>	<b>0</b>	
	<b>Total Shareholding of Promoter and Promoter Group (A) = (A)(1)+(A)(2)</b>	<b>26</b>	<b>26272692</b>	<b>22104121</b>	<b>52.18</b>	<b>52.18</b>	<b>22104121</b>	<b>84.13</b>



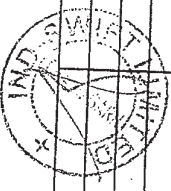
(B)	Public shareholding															
I	Institutions															
(a)	Mutual Funds/ UTI		2	4500												
(b)	Financial Institutions /Banks		1	500	500											
(c)	Central Government/ State Government(s)															
(d)	Venture Capital Funds							0.00		0.00						
(e)	Insurance Companies		1	996900	996900			0.00		0.00						
(f)	Foreign Institutional Investors		1	704209	704209			1.98		1.98						
(g)	Foreign Venture Capital Investors							1.40		1.40						
(h)	Any Other (specify)							0.00		0.00						
(h-i)								0.00		0.00						
(h-ii)								0.00		0.00						
								0.00		0.00						
	Sub-Total (B)(1)		5	1706109	1701609			3.39		3.39						
B 2	Non-institutions															
(a)	Bodies Corporate		419	7269660	6750660			14.44		14.44						
(b)	Individuals															
	Individuals -i. Individual shareholders holding nominal share capital up to Rs 1 lakh		14843	13077043	12531088			25.97		25.97						
II	ii. Individual shareholders holding nominal share capital in excess of Rs. 1 lakh.															
(c)	NRI/OCB		15	1675586	1675586			3.33		3.33						
(c-i)			96	345851	345851			0.69		0.69						
(c-ii)																
	Sub-Total (B)(2)		15373	22368140	21303185			44.43		44.43						
(B)	Total Public Shareholding (B)= (B)(1)+(B)(2)		15378	24074249	23004794			47.82		47.82						
	TOTAL (A)+(B)		15404	50346941	45108915			100.00		100.00						43.90
(C)	Shares held by Custodians and against which Depository Receipts have been issued															
I	Promoter and Promoter Group									0.00						
2	Public									0.00						
	Sub-Total (C)		0	0	0					0						
	GRAND TOTAL (A)+(B)+(C)		15404	50346941	45108915			100		100.00						43.90



(1)(b) Statement showing holding of securities (including shares, warrants, convertible securities) of persons belonging to the category "Promoter & Promoter Group"												
Sr.	Name of the shareholder	Details of Shares held	Number of shares held	As a % of grand total (A) + (B) + (C)	Encumbered shares (*)		Details of warrants		Details of convertible securities		Total shares (including underlying shares assuming full conversion of warrants and convertible securities) as a % of diluted share capital	
					No.	As a percentage (V) = (V)/(III)*100	As a % of grand total (A) + (B) + (C) of sub-	Number of warrants held	As a % total number of warrants of the	Number of convertible securities held		As a % total number of convertible securities
No.	(II)	(III)	(IV)	(A)	(V)	(VI) = (V)/(III)*100	(VII)	(VIII)	(IX)	(X)	(XI)	(XII)
1	Dr. Gopal Murnjal	1957199	3.89	645770	32.99	1.28	nil	0	nil	nil		
2	N. R. Murnjal	611700	1.21	611700	100.00	1.21	nil	0	nil	nil		
3	S. R. Mehta	2035871	4.04	607300	29.83	1.21	nil	0	nil	nil		
4	Himanshu Jain	495300	0.98	495300	100.00	0.98	nil	0	nil	nil		
5	Dr. V. R. Mehta	1921361	3.82	492290	25.65	0.98	nil	0	nil	nil		
6	Surita Jain	1812400	3.60	1812400	100.00	3.60	nil	0	nil	nil		
7	Ravi Mehta	634470	1.26	634470	100.00	1.26	nil	0	nil	nil		
8	Neeva Murnjal	502970	1.00	502970	100.00	1.00	nil	0	nil	nil		
9	Nidhi Murnjal	578600	1.15	578600	100.00	1.15	nil	0	nil	nil		
10	Meenakshi Mehta	398310	0.79	398310	100.00	0.79	nil	0	nil	nil		
11	Neeva Mehta	1547050	3.07	1547050	100.00	3.07	nil	0	nil	nil		
12	Ishav Mehta	44200	0.09	44200	100.00	0.09	nil	0	nil	nil		
13	Rishav Mehta	111700	0.22	111700	100.00	0.22	nil	0	nil	nil		
14	Bhanavi Mehta	30300	0.06	30300	100.00	0.06	nil	0	nil	nil		
15	Annie Mehta	158630	0.32	158630	100.00	0.32	nil	0	nil	nil		
16	Sahil Murnjal	116,010	0.23	116,010	100.00	0.23	nil	0	nil	nil		
17	Saurabh Murnjal	51700	0.10	51700	100.00	0.10	nil	0	nil	nil		
18	Dipti Murnjal	34200	0.07	34200	100.00	0.07	nil	0	nil	nil		
19	Divya Murnjal	15000	0.03	15000	100.00	0.03	nil	0	nil	nil		
20	Essix Biosciences Limited	9215721	18.30	9215721	100.00	18.30	nil	0	nil	nil		
21	AKJ Portfolio Pvt Ltd.	675000	1.34	675000	100.00	1.34	nil	0	nil	nil		
22	NRM Portfolio Pvt Ltd.	675000	1.34	675000	100.00	1.34	nil	0	nil	nil		
23	GM Portfolio Pvt Ltd.	675000	1.34	675000	100.00	1.34	nil	0	nil	nil		
24	VRM Portfolio Pvt. Ltd.	675000	1.34	675000	100.00	1.34	nil	0	nil	nil		
25	VRM Portfolio Pvt. Ltd.	650000	1.29	650000	100.00	1.29	nil	0	nil	nil		
26	SRM Portfolio Pvt. Ltd.	650000	1.29	650000	100.00	1.29	nil	0	nil	nil		
	TOTAL	26272692	52.18	22104121	100.00	43.90						

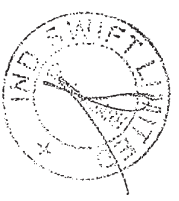


(1)(c)(i) Statement showing holding of securities (including shares, warrants, convertible securities) of persons belonging to the category "Public" and holding more than 1% of the total number of shares								
Sr. No.	Name of the shareholder	Number of shares held	Shares as a percentage of total number of shares {i.e., Grand Total (A)+(B)+(C) indicated in Statement at para (1)(a) above}	Details of warrants		Details of convertible securities		Total shares (including underlying shares assuming full conversion of warrants and convertible securities) as a % of diluted share capital
				Number of warrants held	As a % total number of warrants of the same class	Number of convertible securities held	% w.r.t total number of convertible securities of the same class	
1	M/s Adarsh Fashions Pvt. Ltd.	1,000,000	1.99	0	#VALUE!	0	0	
2	M/s Justin Pharmaceuticals Pvt. Ltd.	1,000,000	1.99	0	#VALUE!	0	0	
3	United India Insurance Company Ltd.	996900	1.98	0	#VALUE!	0	0	
4	M/s Gravity Systems Private Limited	750,000	1.49	0	#VALUE!	0	0	
5	Albula Investment Fund Ltd	704,209	1.40	0	#VALUE!	0	0	
TOTAL		4451109	8.84	0	#VALUE!	0		



(D)(c)(ii) Statement showing holding of securities (including shares, warrants, convertible securities) of persons (together with PAC) belonging to the category "Public" and holding more than 5% of the total number of shares of the company

Sr. No.	Name(s) of the shareholder(s) and the Persons Acting in Concert (PAC) with them	Number of shares	Shares as a percentage of total number of shares i.e., Grand Total (A)+(B)+(C) indicated in Statement at para (I)(a) above;	Details of warrants		Details of convertible securities		Total shares (including underlying shares assuming full conversion of warrants and convertible securities) as a % of diluted share capital
				Number of warrants	As a % total number of warrants of the same class	Number of convertible securities held	% w.r.t total number of convertible securities of the same class	
1								
2				#VALUE!				
3	NIL	NIL	nil	NIL	#VALUE!			
4					#VALUE!			
5					#VALUE!			
6					#VALUE!			
7					#VALUE!			
8					#VALUE!			
9					#VALUE!			
10					#VALUE!			
<b>TOTAL</b>		<b>0</b>			<b>0</b>	<b>0</b>		<b>0</b>



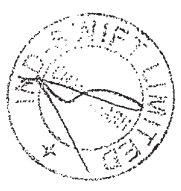
(1)(d) Statement showing details of locked-in shares

Sr. No.	Name of the shareholder	Number of locked-in shares	Locked-in shares as a percentage of total number of shares {i.e., Grand Total (A)+(B)+(C) indicated in Statement at para (1)(a) above}
2	Justin Pharmaceuticals P Ltd	1000000	1.99
3	AKJ Portfolio Pvt. Ltd	675000	1.34
4	NIRM Portfolio Pvt. Ltd	675000	1.34
5	GM Portfolio Pvt. Ltd	675000	1.34
6	VIRM Portfolio Pvt. Ltd	675000	1.34
7	VKM Portfolio Pvt. Ltd	650000	1.29
8	SRM Portfolio Pvt. Ltd	650000	1.29
9	S.R.Mehta	1428571	2.84
	V.R.Mehta	1428571	2.84
	Gopal Munjal	1311429	2.60
<b>TOTAL</b>		<b>9168571</b>	<b>18.21</b>





(II)(a)	Statement showing details of Depository Receipts (DRs)			
Sr. No.	Type of outstanding DR (ADRs, GDRs, SDRs, etc.)	Number of outstanding DRs	Number of shares underlying outstanding DRs	Shares underlying outstanding DRs as a percentage of total number of shares (i.e., Grand Total (A)+(B)+(C) indicated in Statement at para (I)(a) above}
1				
2				
3	NIL	NIL	NIL	
4				
5				
6				
7				
8				
9				
<b>TOTAL</b>		0	0	



(D)(b) Statement showing holding of Depository Receipts (DRs), where underlying shares held by "promoter/promoter group" are in excess of 1% of the total number of shares

Sr. No.	Name of the DR Holder	Type of outstanding DR (ADRs, GDRs, SDRs, etc.)	Number of shares underlying outstanding DRs	Shares underlying outstanding DRs as a percentage of total number of shares {i.e., Grand Total (A)+(B)+(C) indicated in Statement at para (D)(a) above}
1				
2				
3				
4	NIL		NIL	nil
5				
6				
7				
8				
9				
<b>TOTAL</b>			<b>0</b>	

