

KELLTON TECH SOLUTIONS LTD.

To

Bombay Stock Exchange Limited
25th Floor, PJ Towers,
Dalal Street,
Mumbai – 400 001

Dear Sir/Madam,

Sub: Listing Compliances – Clause 35 – Shareholding Pattern – March 31, 2014 – Regarding
Ref : email dated 22nd Aug 2014 discrepancies/requirements in the shareholding pattern for the
Quarter ended June, 2014.- Kellton Tech Solutions Ltd (519602).

Ref: Script Code – 519602


With reference to the subject matter cited we request you to take the revised shareholding pattern as on 30-June-2014 on your records with the following changes:-


- Introductory Sub Table (I)(a) -Total Paid-up Capital of the Company, assuming full conversion of warrants and convertible securities not given in terms of Shares – Here we considered 1901556 partly paid warrants as per the requirement of Sub Table (I)(a).
- Corrections are done in the demat shareholding of promoter as well as public group.

Kindly take the above information on records.

Thanking you,

for **KELLTON TECH SOLUTIONS LIMITED**


Authorised Signatory



KELLTON TECH SOLUTIONS LTD.

To

Bombay Stock Exchange Limited
25th Floor, PJ Towers,
Dalal Street,
Mumbai – 400 001


Dear Sir/Madam,

Sub: Listing Compliances – Clause 35 – Shareholding Pattern – March 31, 2014 – Regarding
Ref: Email dated 22nd Aug 2014 discrepancies/requirements in the shareholding pattern for the
Quarter ended June, 2014.- Kellton Tech Solutions Ltd (519602).

Ref: Script Code – 519602

- 1) Regarding your query on details of Promoters who holds shares in Physical Form & the dare from which holding the shares in Physical Form (Non demat)- would like to bring your notice the following:-
 - As on 30th June 2014, there was allotment of 7800000 share warrants as per the special resolution passed by the members at their meeting held on 22nd April 2014.
 - Out of 7800000 warrants, 5898444 was converted into equity shares and allotted to the applicants from whom the entire share application money received.
 - Out of above 5898444 - 5048444 equity shares allotted to promoter group on 30-June-2014 in physical form.
 - Please refer the below table showing promoter holding shares in physical form

Name	Pre holding (29-June-2014) –All are in Demat form	Allotment as on 30-June-2014 (physical shares)	Total Shareholding as on 30-June-2014	No. of shares in Physical form
Matnic Finvest Private Limited	16585950	3548444	20134394	3548444 Shares – From 30-June-2014



KELLTON TECH SOLUTIONS LTD.

Kellton Wealth Management Private Limited	3000000	1500000	4500000	1500000 shares - Form 30-June-2014,.
---	---------	---------	---------	--------------------------------------

➤ All the shares will be converted into Demat form upon the receipt of listing approval from BSE.

2) Regarding your query of submission of disclosure under SAST Regulation , -We would like to bring your attention that the same is sent to BSE on 29-July-2014 (for Matnic Finvest Private Limited) and 30-July -2014 (for KelltonWealth Management) respectively .


For Kellton Tech Solutions Limited



Director


Introductory sub-table (I)(a)				
Name of the Company: KELLTON TECH SOLUTIONS LIMITED				
Scrip Code, Name of the scrip, class of security: 519602, KELLTON TECH SOLUTIONS LIMITED, EQUITY				
Quarter ended: 30/06/2014				
Partly paid-up shares:-		No. of partly paid-up shares	As a % of total no. of partly paid-up shares	As a % of total no. of shares of the company
Held by promoter/promoter group				
Held by public				
Total		0		
Outstanding convertible securities:-		No. of outstanding securities	As a % of total no. of outstanding convertible securities	As a % of total no. of shares of the company, assuming full conversion of the convertible securities
Held by promoter/promoter group				
Held by public				
Total		0		
Warrants:-		No. of warrants	As a % of total no. of warrants	As a % of total no. of shares of the company, assuming full conversion of warrants
Held by promoter/promoter group		1451556	76.34	3.35
Held by public		450000	23.66	1.04
Total		1901556	100	4.39
Total paid-up capital of the company, assuming full conversion of warrants and convertible securities			43289100	

For KELLTON TECH SOLUTIONS LIMITED


Director

Statement Showing Shareholding Pattern								
Category code	Category of Shareholder	Number of Shareholders	Table (I)(a)		Total shareholding as a percentage of total number of shares		Shares Pledged or otherwise encumbered	
			Total number of shares	Number of shares held in dematerialized form	As a percentage of (A+B) ¹	As a percentage of (A+B+C)	Number of shares	As a percentage
(I)	(II)	(III)	(IV)	(V)	(VI)	(VII)	(VIII)	(IX)= (VIII)/(IV)*100
(A)	Shareholding of Promoter and							
1	Indian							
(a)	Individuals/ Hindu Undivided Family	3	942,776	942,776	2.28	2.28	-	-
(b)	Central Government/ State Government(s)	-	-	-	-	-	-	-
(c)	Bodies Corporate	2	24,634,394	19,585,950	59.52	59.52	-	-
(d)	Financial Institutions/ Banks	-	-	-	-	-	-	-
(e)	Any Others(Specify)	-	-	-	-	-	-	-
(e-i)								
(e-ii)								
	Sub Total(A)(1)	5	25,577,170	20,528,726	61.80	61.80	-	-
2	Foreign							
a	Individuals (Non-Residents Individuals/ Foreign Individuals)	-	-	-	-	-	-	-
b	Bodies Corporate	-	-	-	-	-	-	-
c	Institutions	-	-	-	-	-	-	-
d	Qualified Foreign Investor	-	-	-	-	-	-	-
e	Any Others(Specify)	-	-	-	-	-	-	-
e-i								
e-ii								
	Sub Total(A)(2)	-	-	-	-	-	-	-
	Total Shareholding of Promoter and	5	25,577,170	20,528,726	61.80	61.80	-	-
(B)	Public shareholding							
1	Institutions							


For KELLTON TECH SOLUTIONS LIMITED


Director

(a)	Mutual Funds/ UTI	-	-	-	-	-	-	-	-
(b)	Financial Institutions / Banks	-	-	-	-	-	-	-	-
(c)	Central Government/ State Government(s)	-	-	-	-	-	-	-	-
(d)	Venture Capital Funds	-	-	-	-	-	-	-	-
(e)	Insurance Companies	-	-	-	-	-	-	-	-
(f)	Foreign Institutional Investors	-	-	-	-	-	-	-	-
(g)	Foreign Venture Capital Investors	-	-	-	-	-	-	-	-
(h)	Qualified Foreign Investor	-	-	-	-	-	-	-	-
(i)	Any Other (specify)	-	-	-	-	-	-	-	-
(i-ii)		-	-	-	-	-	-	-	-
(i-ii)									
	Sub-Total (B)(1)	-	-	-	-	-	-	-	-
B 2	Non-institutions								
(a)	Bodies Corporate	73	3,540,463	2,650,963	8.55	8.55	-	-	-
(b)	Individuals								
I	Individuals -i. Individual shareholders holding nominal share capital up to Rs 1 lakh	3,352	2,335,053	1,966,053	5.64	5.64	59,966	0.14	
II	ii. Individual shareholders holding nominal share capital in excess of Rs. 1 lakh.	76	9,317,252	8,313,883	22.51	22.51	2,200	0.01	
(c)	Qualified Foreign Investor	-	-	-	-	-	-	-	-
(d)	Any Other (specify)	-	-	-	-	-	-	-	-
(d-i)	NRI	7	614,109	614,109	1.48	1.48	-	-	-
(d-ii)	Clearing Members	9	3,497	3,497	0.01	0.01	-	-	-
	Sub-Total (B)(2)	3,517	15,810,374	13,548,505	38.20	38.20	62,166	0.15	
(B)	Total Public Shareholding (B)= (B)(1)+(B)(2)	3,517	15,810,374	13,548,505	38.20	38.20	62,166	0.15	
	TOTAL (A)+(B)	3,522	41,387,544	34,077,231	100.00	100.00	62,166	0.15	
(C)	Shares held by Custodians and against which Depository Receipts have been issued								
1	Promoter and Promoter Group	-	-	-	-	-	-	-	-
2	Public	-	-	-	-	-	-	-	-
	Sub-Total (C)	-	-	-	-	-	-	-	-
	GRAND TOTAL (A)+(B)+(C)	3,522	41,387,544	34,077,231	100.00	100.00	62,166	0.15	

Sr.No	Notes
1	7800000 Warrants of Rs 15 each , Convertible into Equity Shares of Rs 5 each at premium of Rs 10 per warrant .
2	Out of 7800000 warrants 5898444 converted into equity shares , which are pending for listing.
3	
4	
5	
6	
7	
8	
9	

FOR KELLTON TECH SOLUTIONS LIMITED



Director

(I)(b) Statement showing holding of securities (including shares, warrants, convertible securities) of persons belonging to the category "Promoter and Promoter Group"

Sr. No.	Name of the shareholder	Details of Shares held		Encumbered shares (*)			Details of warrants		Details of		Total shares
		Number of shares held	As a % of grand total (A)+(B)+(C)	No.	As a percentage	As a % of grand total (A)+(B)+(C) of sub-clause (I)(a)	Number of warrants held	As a % total number of warrants of the same class	Number of convertible securities held	As a % total number of convertible securities of the same class	
(I)	(II)	(III)	(IV)	(V)	(VI)=(V)/(III)*100	(VII)	(VIII)	(IX)	(X)	(XI)	(XII)
1	Matnic Finvest Pvt Ltd	20134394	48.65	0.00	0.00	0.00	1451556	76.34	0.00	0.00	20134394
2	Kellton Wealth Management Pvt Ltd	4500000	10.87	0.00	0.00	0.00	0.00	0.00	0.00	0.00	4500000
3	Sreevidya Chintam	451388	1.09	0.00	0.00	0.00	0.00	0.00	0.00	0.00	451388
4	Chintam Krishna Reddy	451388	1.09	0.00	0.00	0.00	0.00	0.00	0.00	0.00	451388
5	Mohana Reddy Chintam	40000	0.10	0.00	0.00	0.00	0.00	0.00	0.00	0.00	40000
	TOTAL	25577170	61.80	0.00	0.00	0.00	1451556	76.3352	3.51	0.00	25577170

(*) The term "encumbrance" has the same meaning as assigned to it in regulation 28(3) of the SAST Regulations, 2011

For KELLTON TECH SOLUTIONS LIMITED

Director


(I)(c)(i) Statement showing holding of securities (including shares, warrants, convertible securities) of persons belonging to the category "Public" and holding more than 1% of the total number of shares

Sr. No.	Name of the shareholder	Number of shares held	Shares as a percentage of total number of shares {i.e., Grand Total (A)+(B)+(C) indicated in Statement at para (I)(a) above}	Details of warrants		Details of convertible securities		Total shares (including underlying shares assuming full conversion of warrants and convertible securities) as a % of diluted share capital
				Number of warrants held	As a % total number of warrants of the same class	Number of convertible securities held	% w.r.t total number of convertible securities of the same class	
1	Bhavani Sana Reddy	1721046	4.16	0.00	0.00	0.00	0.00	4.16
2	B. Venatkeshwar Rao	750000	1.81	0.00	0.00	0.00	0.00	1.81
3	I Jayabharath Reddy	750000	1.81	0.00	0.00	0.00	0.00	1.81
4	Udayan K Mandavia	704273	1.70	0.00	0.00	0.00	0.00	1.70
5	Ashish Kumar	646731	1.56	0.00	0.00	0.00	0.00	1.56
6	Venkat Homes Private Limited	500000	1.21	0.00	0.00	0.00	0.00	1.21
TOTAL		5072050.00	11.05	0.00	0.00	0.00	0.00	11.05

(I)(c)(ii) Statement showing holding of securities (including shares, warrants, convertible securities) of persons (together with PAC) belonging to the category “Public” and holding more than 5% of the total number of shares of the company

Sr. No.	Name(s) of the shareholder(s) and the Persons Acting in Concert (PAC) with them	Number of shares	Shares as a percentage of total number of shares – {i.e., Grand Total (A)+(B)+(C) indicated in Statement at para (I)(a) above}	Details of warrants		Details of convertible securities		Total shares (including underlying shares assuming full conversion of warrants and convertible securities) as a % of diluted share capital
				Number of warrants	As a % total number of warrants of the same class	Number of convertible securities held	% w.r.t total number of convertible securities of the same class	
1	-	-	-	-	-	-	-	-
2	-	-	-	-	-	-	-	-
3	-	-	-	-	-	-	-	-
4	-	-	-	-	-	-	-	-
5	-	-	-	-	-	-	-	-
6	-	-	-	-	-	-	-	-
7	-	-	-	-	-	-	-	-
8	-	-	-	-	-	-	-	-
9	-	-	-	-	-	-	-	-
10	-	-	-	-	-	-	-	-
TOTAL		-	-	-	-	-	-	-

For KELLTON TECH SOLUTIONS LIMITED


Director

(I)(d) Statement showing details of locked-in shares

Sr. No	Name of the shareholder	Number of locked-in shares	Locked-in shares as a percentage of total number of shares {i.e., Grand Total (A)+(B)+(C) indicated in Statement at para (I)(a) above}
1	Matric Finvest Pvt Ltd	20134394	48.65
2	Kellton Wealth Management Private Limited	4500000	10.87
3	Venkata Soma Sekhara Reddy	600000	1.45
TOTAL		25234394	60.97


For KELLTON TECH SOLUTIONS LIMITED



Director

(II)(a) Statement showing details of Depository Receipts (DRs)

Sr. No.	Type of outstanding DR (ADRs, GDRs, SDRs, etc.)	Number of outstanding DRs	Number of shares underlying outstanding DRs	Shares underlying outstanding DRs as a percentage of total number of shares {i.e., Grand Total (A)+(B)+(C) indicated in Statement at para (I)(a) above}
1				
2				
3				
4				
5				
6				
7				
8				
9				
TOTAL				


FOR KELLITON TECH SOLUTIONS LIMITED
Director

(11)(b) Statement showing holding of Depository Receipts (DRs), where underlying shares held by "promoter/promoter group" are in excess of 1% of the total number of shares

Sr. No.	Name of the DR Holder	Type of outstanding DR (ADRs, GDRs, SDRs, etc.)	Number of shares underlying outstanding DRs	Shares underlying outstanding DRs as a percentage of total number of shares {i.e., Grand Total (A)+(B)+(C) indicated in Statement at para (1)(a) above}
1			-	-
2			-	-
3			-	-
4			-	-
5			-	-
6			-	-
7			-	-
8			-	-
9			-	-
TOTAL			-	-

For KELLTON TECH SOLUTIONS LIMITED

Director

