



# Poly Medicure Ltd.

**POLYMED**  
Medical Devices

Works : Plot No. 104-105, Sector-59, HSIDC Industrial Area, Ballabgarh, Faridabad-121004, INDIA  
Phone : +91-129-2307000, 4287000 Fax : +91-129-2307007, 2309102  
E-mail : info@polymedicure.com, Website : www.polymedicure.com  
CIN : L40300DL1995PLC066923

Date: 22<sup>nd</sup> August, 2014

The Manager,  
Bombay Stock Exchange of Limited,  
Department of Corporate Services,  
Phirozee Jeejeebhoy Towers,  
Dalal Street, Mumbai-400001.

The Manager  
Department of Corporate Services,  
National Stock Exchange of India Limited  
Exchange Plaza, Plot No.C/1, G- Block  
Bandra Kurla Complex, Mumbai-400051.

**Subject: Updates on Shareholding Pattern submitted under Clause 35 of the Listing Agreement**

Dear Sir/Madam,

With reference to the captioned subject, we are enclosing herewith revised Clause 35 (Shareholding Pattern) pursuant to the Listing Agreement for the quarter ended on 30<sup>th</sup> June, 2014, of the Company viz. M/s Poly Medicure Limited, for your Kind reference and record please.


Kindly take a note of the same for your further needful and oblige us.

Thanking You,

Yours Faithfully,


For Poly Medicure Limited

J. K. Oswal  
Chief Financial Officer



**Introductory sub-table (I)(a)**

<b>Name of the Company: Poly Medicare Limited</b>			
<b>Scrip Code, Name of the Scrip, class of security: 531768: Equity Shares</b>			
<b>Quarter ended: 30-June-2014</b>			
<b>Partly paid-up shares:-</b>	<b>No. of partly paid-up shares</b>	<b>As a % of total no. of partly paid-up shares</b>	<b>As a % of total no. of shares of the company</b>
Held by promoter/promoter group	0		0
Held by public	0		0
<b>Total - D</b>	0		0
<b>Outstanding convertible securities:-</b>	<b>No. of outstanding securities</b>	<b>As a % of total no. of outstanding convertible securities</b>	<b>As a % of total no. of shares of the company, assuming full conversion of the convertible securities</b>
Held by promoter/promoter group	0		0
Held by public	0		0
<b>Total - E</b>	0		0
<b>Warrants:-</b>	<b>No. of warrants</b>	<b>As a % of total no. of warrants</b>	<b>As a % of total no. of shares of the company, assuming full conversion of warrants</b>
Held by promoter/promoter group	0		0
Held by public	0		0
<b>Total - F</b>	0		0
<b>Total paid-up capital of the company, assuming full conversion of warrants and convertible securities (Grand Total (A+B+C)+ D+E+F)</b>	<b>22040748</b>		<b>100</b>



**(I)(A) STATEMENT SHOWING SHAREHOLDING PATTERN AS ON 30<sup>th</sup> JUNE, 2014**


Poly Medicure Limited

SCRIP CODE: Y QUARTER ENDED: 30/06/2014


Category code Category of Shareholder	Number of Shareholders	Total number of shares	Number of shares held in dematerialized form	Total shareholding as a percentage of total number of shares			Pledged or otherwise encumbered
				As percentage of (A+B)	As percentage of (A+B+C)	Number of As shares	
	III	IV	V	VI	VII	VIII	IX
<b>(A) SHAREHOLDING OF PROMOTER AND PROMOTER GROUP</b>							
<b>(1) Indian</b>							
(a) Individuals (HUF)	15	8944352	8944352	40.581	40.581	0	0
(b) Central Gov/State gov	0	0	0	0	0	0	0
(c) Bodies Corporate	2	1724286	1724286	7.823	7.823	0	0
(d) Financial Inst. Banks	0	0	0	0	0	0	0
(e) Any Other (Specify)	0	0	0	0	0	0	0
<b>Sub Total (A)(1)</b>	<b>17</b>	<b>10668638</b>	<b>10668638</b>	<b>48.404</b>	<b>48.404</b>	<b>0</b>	<b>0</b>
<b>(2) Foreign</b>							
(a) Individuals nri/ Individuals/Foreign	2	56800	56800	0.258	0.258	0	0
(b) Bodies Corporate	0	0	0	0	0	0	0
(c) Institutions	0	0	0	0	0	0	0
(d) Any Other (specify) GROUP HOLDING	0	0	0	0	0	0	0
<b>Sub Total (A)(2)</b>	<b>2</b>	<b>56800</b>	<b>56800</b>	<b>0.258</b>	<b>0.258</b>	<b>0</b>	<b>0</b>
<b>TOTAL SHAREHOLDING OF PROMOTER AND PROMOTER GROUP (A)=(A)(1)+(A)(2)</b>	<b>19</b>	<b>10725438</b>	<b>10725438</b>	<b>48.662</b>	<b>48.662</b>	<b>0</b>	<b>0</b>

**(B) PUBLIC SHAREHOLDING**

<b>(1) Institutions</b>							
(a) Mutual Funds/UTI	0	0	0	0	0	0	N.A.
(b) Financial Inst/Banks	1	210	210	0.001	0.001	0	N.A.
(c) Central Government(s) state Government(s)	0	0	0	0	0	0	N.A.
(d) Venture Capital Funds	0	0	0	0	0	0	N.A.



Q




2/20

(e) Insurance Companies	0	0	0	0	0	0	0	0	0	N.A.	N.A.
(f) Foreign Institutional Investors	6	117436	117436	0.533	0.533	0.533	0	0	0.533	N.A.	N.A.
(g) Foreign Venture Capital Investors	0	0	0	0	0	0	0	0	0	N.A.	N.A.
(h) Any Other (specify) FDI	0	0	0	0	0	0	0	0	0	N.A.	N.A.
<b>Sub Total (B)(1)</b>	<b>7</b>	<b>117646</b>	<b>117646</b>	<b>0.534</b>	<b>0.534</b>	<b>0.534</b>	<b>0</b>	<b>0</b>	<b>0.534</b>	<b>N.A.</b>	<b>N.A.</b>
<b>(2) Non-Institutions</b>											
(a) Bodies Corporate	108	7426857	7426857	33.696	33.696	33.696	0	0	33.696	N.A.	N.A.
(b) Individuals- i. Individual shareholders holding nominal share capital up to Rs. 1 lac	2336	1028016	844057	4.664	4.664	4.664	0	0	4.664	N.A.	N.A.
(b) Individuals- ii. Individual shareholders holding nominal share capital in excess of Rs. 1 lac.	44	2565743	2535343	11.641	11.641	11.641	0	0	11.641	N.A.	N.A.
(c) Any other (specify) Non-resident indian./OCB	73	165904	138704	0.753	0.753	0.753	0	0	0.753	N.A.	N.A.
(d) Any other (specify) Clearing Member	28	11144	11144	0.051	0.051	0.051	0	0	0.051	N.A.	N.A.
(e) Any other (specify) Trust	0	0	0	0	0	0	0	0	0	N.A.	N.A.
(f) Any other (specify) foreign bodies corporates	0	0	0	0	0	0	0	0	0	N.A.	N.A.
(g) Any Other (specify) EMPLOYEE	0	0	0	0	0	0	0	0	0	N.A.	N.A.
(h) Any Other (specify) PAKISTANI SHARE-HOLDERS	0	0	0	0	0	0	0	0	0	N.A.	N.A.
(i) Any Other (specify) DIRECTOR'S & THEIR RELATIVES	0	0	0	0	0	0	0	0	0	N.A.	N.A.
<b>Sub Total (B)(2)</b>	<b>2589</b>	<b>11197664</b>	<b>10956105</b>	<b>50.805</b>	<b>50.805</b>	<b>50.805</b>	<b>0</b>	<b>0</b>	<b>50.805</b>	<b>N.A.</b>	<b>N.A.</b>
<b>TOTAL PUBLIC SHAREHOLDING (B)=(B)(1)+(B)(2)</b>	<b>2596</b>	<b>11315310</b>	<b>11073751</b>	<b>51.339</b>	<b>51.339</b>	<b>51.339</b>	<b>0</b>	<b>0</b>	<b>51.339</b>	<b>N.A.</b>	<b>N.A.</b>
<b>(C) SHARES HELD BY CUSTODIANS AND AGAINST WHICH DEP. RECEIPTS HAVE BEEN ISSUED</b>											
(a) DEPOSITORY RECEIPTS	0	0	0	0	0	0	0	0	0	N.A.	N.A.
<b>Sub Total (C)(1)</b>	<b>0</b>	<b>0</b>	<b>0</b>	<b>0</b>	<b>0</b>	<b>0</b>	<b>0</b>	<b>0</b>	<b>0</b>	<b>N.A.</b>	<b>N.A.</b>
<b>TOTAL SHARES HELD BY CUSTODIANS AND AGAINST WHICH DEP. RECEIPTS HAVE BEEN ISSUED (C)=(C)(1)</b>	<b>0</b>	<b>0</b>	<b>0</b>	<b>0</b>	<b>0</b>	<b>0</b>	<b>0</b>	<b>0</b>	<b>0</b>	<b>N.A.</b>	<b>N.A.</b>
<b>Grand Total (A) + (B) + (C)</b>	<b>2615</b>	<b>22040748</b>	<b>21799189</b>	<b>100</b>	<b>100</b>	<b>100</b>	<b>100</b>	<b>100</b>	<b>100</b>	<b>0</b>	<b>0</b>



13	IN30116030459128	BHUPENDRA RAJ MEHTA	400	0.002	0	0	0	0	0	0	0	400
14	IN30116030258082	JUGAL KISHORE BAID	569844	2.585	0	0	0	0	0	0	0	569844
15	IN30088814951147	SMT.MUKULIKA BAID	765600	3.474	0	0	0	0	0	0	0	765600
16	IN30116030459152	PANKAJ JAIN	800	0.004	0	0	0	0	0	0	0	800
17	IN30133018259453	RISHI BAID	695000	3.153	0	0	0	0	0	0	0	695000
18	IN30088814769283	SHIREEN BAID	280400	1.272	0	0	0	0	0	0	0	280400
19	IN30226914265659	VINAY KOTHARI	14000	0.064	0	0	0	0	0	0	0	14000
<b>TOTAL</b>			<b>10725438</b>	<b>48.663</b>	<b>0</b>	<b>0</b>	<b>0</b>	<b>0</b>	<b>0</b>	<b>0</b>	<b>0</b>	<b>10725438</b>



Poly Medicare Limited

STATEMENT SHOWING SHAREHOLDING OF PERSONS BELONGING TO THE CATEGORY

'PUBLIC' AND HOLDING MORE THAN 5% OF THE TOTAL NUMBER OF SHARES. 30/06/2014

Sr. No.	FOLIO	DPID-CLID	NAME OF THE SHAREHOLDER	NO OF SHARES	SHARES AS A % OF TOTAL NUMBER OF SHARES (i.e. GRAND TOTAL (A)+(B)+(C) INDICATED IN STATEMENT OF AT PARA (I) (a) ABOVE)	DETAILS OF WARRANTS	DETAILS OF CONVERTIBLE SECURITIES	FULL CONVERSION WARRANTS AND CONVERTIBLE SECURITIES AS A % OF DILUTED SHARE CAPITAL
						AS A % TOTAL NUMBER OF WARRANTS OF THE SAME CLASS	NUMBER OF CONVERTIBLE SECURITIES OF THE SAME CLASS HELD	% w.r.t TOTAL NUMBER OF CONVERTIBLE SECURITIES OF THE SAME CLASS
1		IN30290241172813	ALLEGHENY FINLEASE PRIVATE LIMITED	3142339	14.257			3142339
2		IN30112716107294	BS TRADE INVEST PRIVATE LIMITED	2397560	10.878			2397560
<b>TOTAL</b>				<b>5539899</b>	<b>25.135</b>			<b>5539899</b>




Poly Medicare Limited

STATEMENT SHOWING SHAREHOLDING OF PERSONS BELONGING TO THE CATEGORY

'PUBLIC' AND HOLDING MORE THAN 1% OF THE TOTAL NUMBER OF SHARES. 30/06/2014

Sr. No.	FOLIO	DPID-CLID	NAME OF THE SHAREHOLDER	NO OF SHARES	SHARES AS A % OF TOTAL NUMBER OF SHARES (i.e. GRAND TOTAL (A)+(B)+(C) INDICATED IN STATEMENT OF AT PARA (I)(a) ABOVE}	DETAILS OF WARRANTS		DETAILS OF CONVERTIBLE SECURITIES		OF WARRANTS AND CONVERTIBLE SECURITIES AS A % OF DILUTED SHARE CAPITAL
						AS A % TOTAL NUMBER OF WARRANTS OF THE SAME CLASS	AS A % TOTAL NUMBER OF CONVERTIBLE SECURITIES OF THE SAME CLASS	% w.r.t TOTAL NUMBER OF CONVERTIBLE SECURITIES OF THE SAME CLASS		
1		1205680000000375	KJMC FINANCIAL SERVICES LTD	275959	1.252					275959
2		IN30009511475484	VISION MILLENIUM EXPORTS PVT LTD	267106	1.212					267106
3		IN30290241172813	ALLEGHENY FINLEASE PRIVATE LIMITED	3142339	14.257					3142339
4		IN30355910002116	PENTAGON BUILDERS PRIVATE LIMITED	240550	1.091					240550
5		IN30112716107294	BS TRADE INVEST PRIVATE LIMITED	2397560	10.878					2397560
6		IN30116030229648	SACHCHIYA ENTERPRISES PVT. LTD.	817596	3.709					817596
<b>TOTAL</b>				<b>7141110</b>	<b>32.399</b>					<b>7141110</b>








**(II)(a) Statement showing details of Depository Receipts (DRs)**

Sr. No.	Type of outstanding DR (ADRs, GDRs, SDRs, etc.)	Number of outstanding DRs	Number of shares underlying outstanding DRs	Shares underlying outstanding DRs as a percentage of total number of shares {i.e., Grand Total (A)+(B)+(C) indicated in Statement at para (I)(a) above}
1			Not Applicable	
2				0.00
1				0.00
2				0.00

**(II)(b) Statement showing holding of Depository Receipts (DRs), where underlying shares held by "promoter/promoter group" are in excess of 1% of the total number of shares**

Sr. No.	Name of the DR Holder	Type of outstanding DR (ADRs, GDRs, SDRs, etc.)	Number of shares underlying outstanding DRs	Shares underlying outstanding DRs as a percentage of total number of shares {i.e., Grand Total (A)+(B)+(C) indicated in Statement at para (I)(a) above}
1			Not Applicable	
2				
3				
4				0.00



**(D)(d) Statement showing details of locked-in shares**

Sr. No.	Name of the shareholder	Number of locked-in shares	Locked-in shares as a percentage of total number of shares {i.e., Grand Total (A)+(B)+(C) indicated in Statement at para (D)(a) above}
1	NIL		0.00
2			0.00
3			0.00
4			0.00
5			0.00
	<b>TOTAL</b>	<b>0</b>	<b>0.00</b>

