


To,
The Secretary,
Bombay Stock Exchange Limited
P. J. Towers, Dalal Street,
Mumbai - 400 001.

UNAUDITED FINANCIAL RESULTS FOR THE QUARTER ENDED 30TH JUNE, 2014

(₹ in Lakhs)

Sr. No.	Part I Particulars	STAND ALONE				CONSOLIDATED			
		Quarter ended 30.06.2014	Quarter ended 31.03.2014*	Quarter ended 30.06.2013	Year ended 31.03.2014	Quarter ended 30.06.2014	Quarter ended 31.03.2014*	Quarter ended 30.06.2013	Year ended 31.03.2014
		Unaudited	Unaudited	Unaudited	Audited	Unaudited	Unaudited	Unaudited	Audited
1	Income from Operations								
a	Net sales/income from operations	263.93	415.23	298.28	3,422.42	3,290.02	4,196.60	2,952.11	16,565.13
b	Other operating income	-	-	-	-	-	-	-	-
	Total Income from Operations (net)	263.93	415.23	298.28	3,422.42	3,290.02	4,196.60	2,952.11	16,565.13
2	Expenditure								
a	Cost of Materials Consumed	-	-	-	-	10.48	72.00	34.69	176.79
b	Purchases relating to travel business	-	-	-	-	2,011.03	2,704.61	1,545.53	8,761.24
c	Increase / decrease in inventories of finished goods, work in progress and stock in trade	-	-	-	2,153.62	(16.87)	(139.33)	(35.76)	1,901.45
d	Employee Cost	30.17	34.81	29.55	148.39	572.50	481.48	646.51	2,130.57
e	Depreciation	2.20	1.11	0.95	4.09	122.57	72.48	64.56	282.52
f	Other Expenditure	64.17	54.46	53.31	232.88	658.11	726.97	736.08	2,770.54
	Total Expenditure	96.54	90.38	83.81	2,538.98	3,357.82	3,918.21	2,991.61	16,023.11
3	Profit (+) / Loss (-) from operations before Other Income, Interest & Exceptional Items (1-2)	167.39	324.85	214.47	883.44	(67.80)	278.39	(39.50)	542.02
4	Other Income	64.81	11.69	-	19.16	199.23	343.41	160.83	801.00
5	Profit (+) / Loss (-) before Interest & Exceptional Items (3+4)	232.20	336.54	214.47	902.60	131.43	621.80	121.33	1,343.02
6	Interest	184.26	176.21	173.22	809.81	202.87	242.19	228.34	1,065.18
7	Profit (+) / Loss (-) before Exceptional Items (5-6)	47.94	160.33	41.25	92.79	(71.44)	379.61	(107.01)	277.84
8	Exceptional Items	-	-	-	-	-	-	-	-
9	Net Profit (+) / Loss (-) from Ordinary Activities before tax(7+8)	47.94	160.33	41.25	92.79	(71.44)	379.61	(107.01)	277.84
10	Tax Expense	2.40	49.02	5.10	(23.38)	18.69	1,087.43	(21.04)	1,034.76
11	Net Profit (+) / Loss (-) from Ordinary Activities after tax(9-10)	45.54	111.31	36.15	116.17	(90.13)	(707.82)	(85.97)	(756.92)
12	Extraordinary items	-	-	-	-	-	-	-	-
13	Net Profit (+) / Loss (-) for the period (11+12)	45.54	111.31	36.15	116.17	(90.13)	(707.82)	(85.97)	(756.92)
14	Share of Profit of Associates	-	-	-	-	240.43	777.92	712.65	1,858.94
15	Minority Interest	-	-	-	-	(12.21)	(27.41)	15.33	87.18
16	Profit (+) / Loss (-) after minority interest	45.54	111.31	36.15	116.17	162.51	97.51	611.35	1,014.84
17	Paid-up equity share capital (Face Value ₹10/- each)	1,737.00	1,737.00	1,737.00	1,737.00	1,737.00	1,737.00	1,737.00	1,737.00
18	Reserves (Excluding Revaluation Reserves)	-	-	-	16,668.86	-	-	-	17,940.06
19	Earning per share (EPS) (in ₹)								
(i)	EPS before Extraordinary items								
	Basic	0.26	0.64	0.21	0.67	0.94	0.56	3.52	5.84
	Diluted	0.26	0.64	0.21	0.67	0.94	0.56	3.52	5.84
(ii)	EPS after Extraordinary items								
	Basic	0.26	0.64	0.21	0.67	0.94	0.56	3.52	5.84
	Diluted	0.26	0.64	0.21	0.67	0.94	0.56	3.52	5.84



SHARYANS RESOURCES LIMITED




Sr. No.	Part II Particulars	Quarter ended	Quarter ended	Quarter ended	Year ended
		30.06.2014	31.03.2014	30.06.2013	31.03.2014
A					
1	Public Shareholding				
	- No of Shares	7,722,921	7,722,921	7,860,917	7,722,921
	- Percentage of Holding	44.46	44.46	45.26	44.46
2	Promoters & Promoter Group Shareholding				
	a) Pledged/Encumbered				
	- No. of shares	-	-	-	-
	- % of shares (as a % of the total shareholding of Promoter & Promoter Group)	-	-	-	-
	- % of shares (as a % of the total share capital of the Company)	-	-	-	-
	b) Non-encumbered				
	- No. of shares	9,647,079	9,647,079	9,509,083	9,647,079
	- % of shares (as a % of the total shareholding of Promoter & Promoter Group)	100.00	100.00	100.00	100.00
	- % of shares (as a % of the total share capital of the Company)	55.54	55.54	54.74	55.54

	Particulars	Quarter ended
		30.06.2014
B	INVESTOR COMPLAINTS	
	Pending at the beginning of the quarter	NIL
	Received during the quarter	NIL
	Disposed off during the quarter	NIL
	Unresolved at the end of the quarter	NIL


Place : Mumbai

Date : 14th August, 2014



For Sharyans Resources Limited

Vijay Choraria
Vijay Choraria
Managing Director



Segment Revenue, Segment Results & Segment Capital Employed


(₹ in Lakhs)

Particulars	STAND ALONE				CONSOLIDATED			
	Quarter ended 30.06.2014	Quarter ended 31.03.2014	Quarter ended 30.06.2013	Year ended 31.03.2014	Quarter ended 30.06.2014	Quarter ended 31.03.2014	Quarter ended 30.06.2013	Year ended 31.03.2014
Segment Revenue								
Investing & Financial Activities	144.83	199.45	167.93	683.51	150.82	252.49	208.72	787.26
Broking & Related Activities	-	-	-	-	804.51	820.86	941.00	3,421.21
Tours & Related Activities	-	-	-	-	2,344.80	3,248.82	1,818.73	10,389.13
Real Estate & Related Activities	119.10	221.05	130.35	2,750.17	119.10	216.32	130.35	2,750.17
Others	64.81	6.42	-	7.90	70.02	1.52	14.14	18.36
Total	328.74	426.92	298.28	3,441.58	3,489.25	4,540.01	3,112.94	17,366.13
Segment Results								
Investing & Financial Activities	(32.49)	28.92	(8.11)	(126.56)	(41.30)	84.26	32.69	(20.51)
Broking & Related Activities	-	-	-	-	79.98	(38.73)	(106.33)	(46.25)
Tours & Related Activities	-	-	-	-	(209.20)	155.93	(96.47)	64.47
Real Estate & Related Activities	20.76	126.91	50.60	221.52	38.26	180.11	50.41	273.39
Others	62.66	4.75	-	0.81	67.78	(1.72)	13.95	9.72
Total	50.93	160.58	42.49	95.77	(64.48)	379.85	(105.75)	280.82
Less : Unallocated Expenses	2.99	0.25	1.24	2.98	6.96	0.24	1.26	2.98
Profit Before Tax	47.94	160.33	41.25	92.79	(71.44)	379.61	(107.01)	277.84
Less: Income Tax	2.40	49.02	5.10	(23.38)	18.69	1,087.43	(21.04)	1,034.76
Profit After Tax	45.54	111.31	36.15	116.17	(90.13)	(707.82)	(85.97)	(756.92)
Capital Employed in Segment (Segment Assets - Segment Liabilities)								
Investing & Financial Activities	14,667.00	14,400.28	13,536.68	14,400.28	12,954.36	12,238.36	11,420.35	12,238.36
Broking & Related Activities	-	-	-	-	2,012.03	2,201.04	1,128.65	2,201.04
Tours & Related Activities	-	-	-	-	(586.01)	(394.19)	(464.14)	(394.19)
Real Estate & Related Activities	3,316.25	3,440.60	4,232.41	3,440.60	4,400.79	4,460.78	5,127.42	4,460.78
Others	37.77	137.06	177.38	137.06	746.25	870.29	1,091.31	870.29
Unallocable	429.74	427.92	471.64	427.92	942.86	1,040.25	1,629.70	1,040.25
Total	18,450.76	18,405.86	18,418.11	18,405.86	20,470.28	20,416.53	19,933.29	20,416.53

Notes:


- The above results have been reviewed by the Audit Committee and approved by the Board of Directors at their meeting held on 14th August, 2014.
- The consolidated financial statements are prepared in accordance with the principles and procedures for the preparation and presentation of consolidated accounts as set out in the Accounting Standards (AS 21 and AS 23) as notified in the Companies (Accounting Standards) Rules, 2006.
- *The figures for the previous quarter ended 31st March, 2014 are the balancing figures between audited figures in respect of the full financial year and published year to date figures upto the third quarter of the financial year 2013-14.
- Previous year's figures have been regrouped or reclassified, wherever necessary.

Place : Mumbai
Date : 14th August, 2014



For Sharyans Resources Limited

Vijay Choraria
Managing Director




To,
The Board of Directors
Sharyans Resources Limited

LIMITED REVIEW REPORT OF THE UNAUDITED STANDALONE RESULTS OF SHARYANS RESOURCES LIMITED FOR THE QUARTER ENDED 30th JUNE, 2014

1. We have reviewed the accompanying statement of unaudited standalone financial results of **Sharyans Resources Limited** for the quarter ended 30th June 2014, except for the disclosures regarding 'Public Shareholding' and 'Promoter and Promoter Group Shareholding' which have been traced from disclosures made by the management and have not been audited by us. This statement is the responsibility of the Company's Management and has been approved by the Board of Directors. Our responsibility is to issue a report on these financial statements based on our review.
2. We conducted our review in accordance with the Standard on Review Engagements (SRE) 2410, "Review of Interim Financial Information Performed by the Independent Auditor of the Entity" issued by the Institute of Chartered Accountants of India. This standard requires that we plan and perform the review to obtain moderate assurance as to whether the financial statements are free of material misstatement. A review is limited primarily to inquiries of company personnel and analytical procedures applied to financial data and thus provide less assurance than an audit. We have not performed an audit and accordingly, we do not express an audit opinion.
3. Based on our review conducted as above, nothing has come to our attention that causes us to believe that the accompanying statement of unaudited financial results prepared in accordance with applicable accounting standards notified pursuant to the Companies (Accounting Standards) Rules, 2006 as per Section 211(3C) of the Companies Act, 1956 read with the General Circular 15/2013 dated 13-09-2013 of the Ministry of Corporate Affairs in respect of Section 133 of the Companies Act, 2013 and other recognised accounting practices and policies has not disclosed the information required to be disclosed in terms of clause 41 of the listing agreement (other than the information relating to Shareholding) including the manner in which it is to be disclosed.

For **Chaturvedi & Shah**
Firm Registration No. 101720W
Chartered Accountants



Jignesh Mehta
Partner
Membership No. 102749

Place : Mumbai
Date : 14th August, 2014

Enclosed : Unaudited financial results for the quarter ended 30th June, 2014 of Sharyans Resources Limited.