




Introductory sub-table (I)(a)

Name of the Company: VENUS REMEDIES LIMITED			
Scrip Code, Name of the scrip, class of security: BSE-526953-VENRE & NSE-VENUSREM-EQ Rs. 10/-			
Quarter ended: JUNE 30, 2014			
Partly paid-up shares:-	No. of partly paid-up shares	As a % of total no. of partly paid-up shares	As a % of total no. of shares of the company
Held by promoter/promoter group	0	0	0
Held by public (FCCB)*	568925	100	4.74
* assuming full conversion as per terms & conditions of issue of FCCBs			
Total - D	568925	100	4.74
Outstanding convertible securities:-	No. of outstanding securities	As a % of total no. of outstanding convertible securities	As a % of total no. of shares of the company, assuming full conversion of the convertible securities
Held by promoter/promoter group	0	0	0
Held by public	0	0	0
Total - E	0	0	0
Warrants:-	No. of warrants	As a % of total no. of warrants	As a % of total no. of shares of the company, assuming full conversion of warrants
Held by promoter/promoter group	0	0	0
Held by public	0	0	0
Total - F	0	0	0
Total paid-up capital of the company, assuming full conversion of warrants and convertible securities	12010913		100

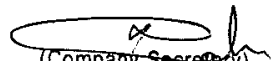
For Venus Remedies Limited



(Company Secretary)

Statement Showing Shareholding Pattern

Category code	Category of Shareholder	Number of Shareholders	Table I(a)		Total shareholding as a percentage of total number of shares		Shares Pledged or otherwise encumbered	
			Total number of shares	Number of shares held in dematerialize	As a percentage of (A+B)	As a percentage of (A+B+C)	Number of shares	As a percentage
			(IV)	(V)				
(I)	(II)	(III)	(IV)	(V)	(VI)	(VII)	(VIII)	(IX) = (VIII)/(IV)*100
(A)	Shareholding of Promoter and Promoter Group							
1	Indian							
(a)	Individuals/ Hindu Undivided Family	2	1962152	1962152	17.15	17.15	1937250	98.73
(b)	Central Government/ State Government(s)		0	0	0.00	0.00	0	0.00
(c)	Bodies Corporate	1	2325285	2325285	20.32	20.32	0	0.00
(d)	Financial Institutions/ Banks		0		0.00	0.00	0	0.00
(e)	Any Others(Specify)		0		0.00	0.00	0	0.00
(e-i)	Promoter's relative and directors	2	29366	29366	0.26	0.26	0	0.00
(e-ii)					-0.00	0.00	0	0.00
	Sub Total(A)(1)	5	4316803	4316803	37.73	37.73	1937250	44.88
2	Foreign							
a	Individuals (Non-Residents Individuals/ Foreign Individuals)				0.00	0.00	0	0.00
b	Bodies Corporate				0.00	0.00	0	0.00
c	Institutions				0.00	0.00	0	0.00
d	Qualified Foreign Investor				0.00	0.00	0	0.00
e-i	Any Others(Specify)				0.00	0.00	0	0.00
e-ii					0.00	0.00	0	0.00
	Sub Total(A)(2)	0	0	0	0.00	0.00	0	0.00
	Total Shareholding of Promoter and Promoter Group (A)= (A)(1)+(A)(2)	5	4316803	4316803	37.73	37.73	1937250	44.88
(B)	Public shareholding							
1	Institutions							
(a)	Mutual Funds/ UTI	2	1200		0.01	0.01	0	0.00
(b)	Financial Institutions/ Banks	3	14267	14267	0.12	0.12	0	0.00
(c)	Central Government/ State Government(s)		0	0	0.00	0.00	0	
(d)	Venture Capital Funds	0	0	0	0.00	0.00	0	0.00
(e)	Insurance Companies	0	0	0	0.00	0.00	0	0.00
(f)	Foreign Institutional Investors	3	979136	979136	8.56	8.56	0	0.00
(g)	Foreign Venture Capital Investors		0	0	0.00	0.00	0	0.00


For Venus Remedies Limited



(Company Secretary)



(h)	Qualified Foreign Investor	0	0	0	0.00	0.00	0	0.00
(i-i)	Any Other (specify)	0	0	0	0.00	0.00	0	0.00
(i-ii)					0.00	0.00	0	0.00
	Sub-Total (B)(1)	8	994603	993403	8.69	8.69	0	0.00
B 2	Non-institutions							
(a)	Bodies Corporate	520	1896255	1888855	16.57	16.57	0	0.00
(b)	Individuals				0.00	0.00	0	0.00
	Individuals - i. Individual shareholders holding nominal share capital up to Rs. 1 lakh	11940	2806714	2591449	24.53	24.53	0	0.00
II	ii. Individual shareholders holding nominal share capital in excess of Rs. 1 lakh.	30	874317	874317	7.64	7.64	0	0.00
(c)	Any Other (specify)				0.00	0.00	0	0.00
(c-i)	Trusts	0	0	0	0.00	0.00	0	0.00
(c-ii)	Foreign Nationals	1	200	200	0.00	0.00	0	0.00
(c-iii)	Non-resident Indians	395	264388	198388	2.31	2.31	0	0.00
(c-iv)	Clearing Members	153	79890	79890	0.70	0.70	0	0.00
(c-v)	Hindu Undivided Families	391	183152	183052	1.60	1.60	0	0.00
(c-vi)	ESOP/ESOS/ESPS	78	25666	7552	0.22	0.22	0	0.00
	Sub-Total (B)(2)	13508	6130582	5823703	53.58	53.58	0	0.00
(B)	Total Public Shareholding (B)= (B)(1)+(B)(2)	13516	7125185	6817106	62.27	62.27	0	0.00
	TOTAL (A)+(B)	13521	11441988	11133909	100.00	100.00	0	0.00
(C)	Shares held by Custodians and against which Depository Receipts have been issued							
1	Promoter and Promoter Group	0	0		0	0.00	0	0.00
2	Public	0	0		0	0.00	0	0.00
	Sub-Total (C)	0	0	0	0	0.00	0	0.00
	GRAND TOTAL (A)+(B)+(C)	13521	11441988	11133909	100.00	1937250	16.93	

For Venus Remedies Limited


(Company Secretary)




(I)(b) Statement showing holding of securities (including shares, warrants, convertible securities) of persons belonging to the category "Promoter and Promoter Group"

Sr. No.	Name of the shareholder	Details of Shares held		Encumbered shares (*)			Details of warrants		Details of convertible securities		Total shares (including underlying shares assuming full conversion of warrants and convertible securities) as a % of diluted share capital
		Number of shares held	As a % of grand total (A)+(B)+(C)	No.	As a percentage	As a % of grand total (A)+(B)+(C) of sub-clause (I) (a)	Number of warrants held	As a % total number of warrants of the same class	Number of convertible securities held	As a % total number of convertible securities of the same class	
(i)	(ii)	(iii)	(iv)	(v)	(vi)=(v)/(iii)*100	(vii)	(viii)	(ix)	(x)	(xi)	(xii)
1	PAWAN CHAUDHARY	991152	8.6624	987250	99.6063	7.8535	0	0	0	0	8.25
2	MANU CHAUDHARY	971000	8.4863	950000	97.8373	7.5572	0	0	0	0	8.08
3	PEEYUSH JAIN	13200	0.1154	0	0	0	0	0	0	0	0.11
4	ASHUTOSH JAIN	16166	0.1413	0	0	0	0	0	0	0	0.13
5	SUNEV PHARMA SOLUTIONS LIMITED	2325285	20.3224	0	0	0	0	0	0	0	19.15
	TOTAL	4316803	37.73	1937250	44.88	16.93	0	0	0	0	35.72

(*) The term "encumbrance" has the same meaning as assigned to it in regulation 28(3) of the SAST Regulations, 2011

For Venus Remedies Limited



(Company Secretary)



(I)(c)(i) Statement showing holding of securities (including shares, warrants, convertible securities) of persons belonging to the category "Public" and holding more than 1% of the total number of shares

Sr. No.	Name of the shareholder	Number of shares held	Shares as a percentage of total number of shares (i.e., Grand Total (A)+(B)+(C) indicated in Statement at para (I)(a) above)	Details of warrants		Details of convertible securities		Total shares (including underlying shares assuming full conversion of warrants and convertible securities) as a % of diluted share capital	
				Number of warrants held	As a % total number of warrants of the same class	Number of convertible securities held	% w.r.t total number of convertible securities of the same class		
1	JHP SECURITIES PVT LTD	471085	4.11716	0		0		3.92	AAACJ2847H
2	MERRILL LYNCH CAPITAL MARKETS ESPA	414136	3.61944	0		0		3.43	AACCM7105R
3	REL UTILITY ENGINEERS LIMITED	592000	5.17393	0		0		4.93	AACCR7266A
4	MORGAN STANLEY MAURITIUS COMPANY L	580000	4.89425	0		0		4.66	AADCM5927G
5	ROHINTON SOLI SCREWWALA	169913	1.485	0		0		1.41	AAGPS7083K
TOTAL		2207134	19.28978	0	0	0	0	18.35	

For Venus Remedies Limited



(Company Secretary)



(I)(c)(ii) Statement showing holding of securities (including shares, warrants, convertible securities) of persons (together with PAC) belonging to the category "Public" and holding more than 5% of the total number of shares of the company

Sr. No.	Name(s) of the shareholder(s) and the Persons Acting in Concert (PAC) with them	Number of shares	Shares as a percentage of total number of shares (i.e., Grand Total (A)+(B)+(C) indicated in Statement at para (I)(a) above)	Details of warrants		Details of convertible securities		Total-shares (including underlying shares assuming full conversion of warrants and convertible securities) as a % of diluted share capital	
				Number of warrants	As a % total number of warrants of the same class	Number of convertible securities held	% w.r.t total number of convertible securities of the same class		
1	REL UTILITY ENGINEERS LIMITED	592000	5.1739	0	0	0	0	0.49	AACCR7266A
TOTAL		592000	5.17	0	0	0	0	0.49	

For Venus Remedies Limited



(Company Secretary)



(I)(c)(ii) Statement showing holding of securities (including shares, warrants, convertible securities) of persons (together with PAC) belonging to the category "Public" and holding more than 5% of the total number of shares of the company

Sr. No.	Name(s) of the shareholder(s) and the Persons Acting in Concert (PAC) with them	Number of shares	Shares as a percentage of total number of shares (i.e., Grand Total (A)+(B)+(C) indicated in Statement at para (I)(a) above)	Details of warrants		Details of convertible securities		Total shares (including underlying shares assuming full conversion of warrants and convertible securities) as a % of diluted share capital
				Number of warrants	As a % total number of warrants of the same class	Number of convertible securities held	% w.r.t total number of convertible securities of the same class	
1	REL UTILITY ENGINEERS LIMITED	592000	5.1739	0	0	0	0	0.49
TOTAL		592000	5.17	0	0	0	0	0.49

For Venus Remedies Limited



(Company Secretary)



(II)(a) Statement showing details of Depository Receipts (DRs)

Sr. No.	Type of outstanding DR (ADRs, GDRs, SDRs, etc.)	Number of outstanding DRs	Number of shares underlying outstanding DRs	Shares underlying outstanding DRs as a percentage of total number of shares {i.e., Grand Total (A)+(B)+(C) indicated in Statement at para (I)(a) above}
1	NIL			0.00
TOTAL		0	0	0.00

For Venus Remedies Limited



(Company Secretary)



(II)(b) Statement showing holding of Depository Receipts (DRs), where underlying shares held by "promoter/promoter group" are in excess of 1% of the total number of shares

Sr. No.	Name of the DR Holder	Type of outstanding DR (ADRs, GDRs, SDRs, etc.)	Number of shares underlying outstanding DRs	Shares underlying outstanding DRs as a percentage of total number of shares (i.e., Grand Total (A)+(B)+(C) indicated in Statement at para (I)(a) above)
1	NIL			0.00
TOTAL			0	0.00

For Venus Remedies Limited



(Company Secretary)



(I)(d) Statement showing details of locked-in shares

Sr. No.	Name of the shareholder	Number of locked-in shares	Locked-in shares as a percentage of total number of shares {i.e., Grand Total (A)+(B)+(C) indicated in Statement at para (I)(a) above}
1	SUNEV PHARMA SOLUTIONS LIMITED	2325285	20.32
TOTAL		2325285	20.32

For Venus Remedies Limited


(Company Secretary)