

SHREE GLOBAL TRADEFIN LIMITED

Regd. Off: 35, Ashok Chambers, Broach Street, Devji Ratansey Marg, Masjid, Mumbai – 400 009.
Tel. 022 – 2348 0526 email : sgtl2008@gmail.com CIN : L27100MH1986PLC041252 Website : www.sgtl.in

4th September, 2014

To,

BSE Limited

Department of Corporate Services

Floor 14, P. J. Towers,

Dalal Street,

Mumbai 400 001

Sub: **Shareholding Pattern of Shree Global Tradefin Limited pursuant to Change in Shareholding as per Clause 35(c) of the Listing Agreement.**

Ref: **Company Code 512463**

Dear Sir,

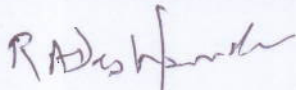
With reference to the captioned subject, we have to inform you that **Shree Global Tradefin Limited** (“the Company”) has allotted 66,66,700 Equity Shares pursuant to conversion of warrants to Non-Promoter on Preferential Allotment basis pursuant to Section 62 of the Companies Act, 2013 on 28th August, 2014.

Please find attached herewith shareholding pattern as per Clause 35 (c) of the Listing Agreement your ready reference.

Thank you,

Yours faithfully,

For Shree Global Tradefin Limited




Director

Encl: As Above

Validity unknown

Digitally Signed By RAJESH GUPTA
(Personal)

Date : 05-Sep-2014 11:15:58 IST



Introductory sub-table (I)(a)

Name of the Company : SHREE GLOBAL TRADEFIN LIMITED

Scrip Code : 512463, Name of the scrip : SHRGLTR

Class of security : EQUITY

Quarter ended : Post Shareholding Pattern as on 28th August, 2014

Partly paid-up shares:-	No. of partly paid-up shares	As a % of total no. of partly paid-up shares	As a % of total no. of shares of the company
Held by promoter/promoter group	0	0.00	0.00
Held by public	0	0.00	0.00
Total - D	0	0.00	0.00
Outstanding convertible securities:-	No. of outstanding securities	As a % of total no. of outstanding convertible securities	As a % of total no. of shares of the company, assuming full conversion of the convertible securities
Held by promoter/promoter group	0	0.00	0.00
Held by public	0	0.00	0.00
Total - E	0	0.00	0.00
Warrants:-	No. of warrants	As a % of total no. of warrants	As a % of total no. of shares of the company, assuming full conversion of warrants
Held by promoter/promoter group	0	0.00	0.00
Held by public	12333300	100.00	5.41
Total - F	12333300	100.00	0.00
Total paid-up capital of the company, assuming full conversion of warrants and convertible securities	227901093		

Statement Showing Shareholding Pattern

Table (I)(a)								
Category code	Category of Shareholder	Number of Shareholders	Total number of shares	Number of shares held in dematerialized form	Total shareholding as a percentage of total number of shares	Shares Pledged or otherwise encumbered	As a percentage	
					As a percentage of (A+B) ¹ (VI)	As a percentage of (A+B+C) (VII)	Number of shares (VIII)	(IX) = (VIII)/(VI)*100
(I)	(III)	(IV)	(V)					
(A)	Shareholding of Promoter and Promoter Group							
1	Indian							
(a)	Individuals/Hindu Undivided Family	1	870666	870666	0.40	0.40	0	0.00
(b)	Central Government/ State Government(s)	0	0	0	0.00	0.00	0	0.00
(c)	Bodies Corporate	2	154091800	154091800	71.48	71.48	100000000	6.49
(d)	Financial Institutions/ Banks	0	0	0	0.00	0.00	0	0.00
(e)	Any Others/Specify)	0	0	0	0.00	0.00	0	0.00
	Sub Total(A)(1)	3	154962466	154962466	71.89	71.89	100000000	6.45
2	Foreign							
a	Individuals (NRI/ Foreign Individual)	0	0	0	0.00	0.00	0	0.00
b	Bodies Corporate	0	0	0	0.00	0.00	0	0.00
c	Institutions	0	0	0	0.00	0.00	0	0.00
d	Qualified Foreign Investor	0	0	0	0.00	0.00	0	0.00
	Sub Total(A)(2)	0	0.00	0	0.00	0.00	0	0.00
	Total Shareholding of Promoter and Promoter Group (A) = (A)(1)+(A)(2)	3	154962466	154962466	71.89	71.89	100000000	6.45
(B)	Public shareholding							
1	Institutions							
(a)	Mutual Funds/ UTI	0	0	0	0.00	0.00	0	0.00
(b)	Financial Institutions/ Banks	0	0	0	0.00	0.00	0	0.00
(c)	Central Government/ State Government(s)	0	0	0	0.00	0.00	0	0.00
(d)	Venture Capital Funds	0	0	0	0.00	0.00	0	0.00
(e)	Insurance Companies	0	0	0	0.00	0.00	0	0.00
(f)	Foreign Institutional Investors	0	0	0	0.00	0.00	0	0.00
(g)	Foreign Venture Capital Investors	0	0	0	0.00	0.00	0	0.00
(h)	Qualified Foreign Investor	0	0	0	0.00	0.00	0	0.00
	Sub-Total (B)(1)	0	0	0	0.00	0.00	0.00	0.00
B 2	Non-institutions							
(a)	Bodies Corporate	89	27383996	20717296	12.70	12.70	0	0.00
(b)	Individuals				0.00	0.00	0	0.00
(i)	Individuals -i- Individual shareholders holding nominal share capital up to Rs. 1 lakh	3819	861884	485181	0.40	0.40	0	0.00
(ii)	Individual shareholders holding nominal share capital in excess of Rs. 1 lakh	25	32343724	32321824	15.00	15.00	0	0.00
(c)	Any Other - (c-i) Clearing Member	8	4262	4262	0.00	0.00	0	0.00
(c-ii)	Trusts	0	0	0	0.00	0.00	0	0.00
(c-iii)	Non Resident Indians	9	11461	11461	0.01	0.01	0	0.00
(c-iv)	Overseas Bodies Corporate	0	0	0	0.00	0.00	0	0.00
	Sub-Total (B)(2)	3950	60605327	53540024	28.11	28.11	0	0.00
(B)	Total Public Shareholding (B) = (B)(1)+(B)(2)	3950	60605327	53540024	28.11	28.11	0	0.00
	TOTAL (A)+(B)	3953	215567793	208502490	100.00	100.00	100000000	4.64
(C)	Shares held by Custodians and against which Depository Receipts have been Issued							
1	Promoter and Promoter Group	0	0	0	0.00	0.00	0	0.00
2	Public	0	0	0	0.00	0.00	0	0.00
	Sub-Total (C)	0	0	0	0.00	0.00	0	0.00
	GRAND TOTAL (A)+(B)+(C)	3953	215567793	208502490	100.00	100.00	100000000	4.64

(D)(b) Statement showing holding of securities (including shares, warrants, convertible securities) of persons belonging to the category "Promoter and Promoter Group"

Sr. No.	Name of the shareholder	Details of Shares held		Encumbered shares (*)			Details of warrants		Details of convertible securities		Total shares (including underlying shares assuming full conversion of warrants and convertible securities) as a % of diluted share capital
		Number of shares held	As a % of grand total (A)+(B)+(C)	No.	As a percentage (V)=(V)/(III)*100	As a % of grand total (A)+(B)+(C) of sub-clause (I)(a)	Number of warrants held	As a % total number of warrants of the same class	Number of convertible securities held	As a % total number of convertible securities of the same class	
(i)	(ii)	(iii)	(iv)	(v)	(vi)=(v)/(iii)*100	(vii)	(viii)	(ix)	(x)	(xi)	(xii)
1	Teamwork Stockfin Limited	77311000	35.86	5000000	6.47	2.32	0	0.00	0	0.00	33.92
2	Blossom Stockfin Limited	76780800	35.62	5000000	6.51	2.32	0	0.00	0	0.00	33.69
3	Abha M Gupta	870666	0.40	0	0.00	0.00	0	0.00	0	0.00	0.38
TOTAL		154962466	71.89	10000000	6.45	4.64	0	0.00	0	0.00	68.00

(*) The term "encumbrance" has the same meaning as assigned to it in regulation 28(3) of the SAST Regulations, 2011

(D)(c)(i) Statement showing holding of securities (including shares, warrants, convertible securities) of persons belonging to the category "Public" and holding more than 1% of the total number of shares

Sr. No.	Name of the shareholder	Number of shares held	Shares as a percentage of total number of shares {i.e., Grand Total (A)+(B)+(C) indicated in Statement at para (D)(a) above}	Details of warrants		Details of convertible securities		Total shares (including underlying shares assuming full conversion of warrants and convertible securities) as a % of diluted share capital
				Number of warrants held	As a % total number of warrants of the same	Number of convertible securities held	% w.r.t total number of convertible securities of	
1	Artiso Realty Developers Ltd	9045200	4.20	0	0.00	0	0.00	0.00
2	Ravi Agarwal (HUF)	4957500	2.30	0	0.00	0	0.00	0.00
3	Kiran B Agarwal	4917000	2.28	0	0.00	0	0.00	0.00
4	Ravi Agarwal	4910000	2.28	0	0.00	0	0.00	0.00
5	Pooja Agarwal	4880000	2.26	0	0.00	0	0.00	0.00
6	Babulal Agarwal (HUF)	4689448	2.18	0	0.00	0	0.00	0.00
7	Pragya Realty Developers Pvt Ltd	11047793	5.12	12333300	100.00	0	0.00	10.26
	TOTAL	44446941	20.62	12333300	100.00	0	0.00	10.26

(D)(c)(ii) Statement showing holding of securities (including shares, warrants, convertible securities) of persons (together with PAC) belonging to the category "Public" and holding more than 5% of the total number of shares of the company

Sr. No.	Name(s) of the shareholder(s) and the Persons Acting in Concert (PAC) with them	Number of shares	Shares as a percentage of total number of shares {i.e., Grand Total (A)+(B)+(C) indicated in Statement at para (D)(a) above}	Details of warrants		Details of convertible securities		Total shares (including underlying shares assuming full conversion of warrants and convertible securities) as a % of diluted share capital
				Number of warrants	As a % total number of warrants of the same class	Number of convertible securities held	% w.r.t total number of convertible securities of the same class	
1	Pragya Realty Developers Pvt Ltd	11047793	5.12	12333300	100	0	0	10.26
	TOTAL	11047793	5.12	12333300	100	0	0	10.26

(D)(d) Statement showing details of locked-in shares

Sr. No.	Name of the shareholder	Number of locked in shares	Locked-in shares as a percentage of total number of shares {i.e., Grand Total (A)+(B)+(C) indicated in Statement at para (D)(a) above}	Promoter / Promoter Group / Public
1	Pragya Realty Developers Private Limited	4381093	2.03	Public
	Total	4381093	2.03	


(II)(a) Statement showing details of Depository Receipts (DRs)

Sr. No.	Type of outstanding DR (ADRs, GDRs, SDRs, etc.)	Number of outstanding DRs	Number of shares underlying outstanding DRs	Shares underlying outstanding DRs as a percentage of total number of shares {i.e., Grand Total (A)+(B)+(C) indicated in Statement at para (I)(a) above}
NIL				

**(II)(b) Statement showing holding of Depository Receipts (DRs), where underlying shares held
by "promoter/promoter group" are in excess of 1% of the total number of shares**

Sr. No.	Name of the DR Holder	Type of outstanding DR (ADRs, GDRs, SDRs, etc.)	Number of shares underlying outstanding DRs	Shares underlying outstanding DRs as a percentage of total number of shares {i.e., Grand Total (A)+(B)+(C) indicated in Statement at para (I)(a) above}
NIL				

For SHREE GLOBAL TRADEFIN LTD


DIRECTOR