



## (I)(a) Statement Showing Shareholding Pattern

Name of the Company:	Adani Enterprises Limited		
Scrip Code:	NSE : ADANIENT      BSE : 512599		
Class of Security:	Equity		
Quarter ended:	31.12.2014		
<b>Partly paid-up shares:-</b>	<b>No. of partly paid-up shares</b>	<b>As a % of total no. of partly paid-up shares</b>	<b>As a % of total no. of shares of the company</b>
Held by promoter/promoter group	-	-	-
Held by public	-	-	-
<b>Total</b>	<b>-</b>	<b>-</b>	<b>-</b>
<b>Outstanding convertible securities:-</b>	<b>No. of outstanding securities</b>	<b>As a % of total no. of outstanding convertible securities</b>	<b>As a % of total no. of shares of the company, assuming full conversion of the convertible securities</b>
Held by promoter/promoter group	-	-	-
Held by public	-	-	-
<b>Total</b>	<b>-</b>	<b>-</b>	<b>-</b>
<b>Warrants:-</b>	<b>No. of warrants</b>	<b>As a % of total no. of warrants</b>	<b>As a % of total no. of shares of the company, assuming full conversion of warrants</b>
Held by promoter/promoter group	-	-	-
Held by public	-	-	-
<b>Total</b>	<b>-</b>	<b>-</b>	<b>-</b>
<b>Total paid-up capital of the company, assuming full conversion of warrants and convertible securities</b>	<b>1099810083</b>		<b>100.00</b>




Category code (I)	Category of Shareholder (II)	Number of Shareholders (III)	Total number of shares (IV)	Number of shares held in dematerialized form (V)	Total shareholding as a percentage of total number of shares		Shares pledged or otherwise encumbered	
					As a percentage of (A+B) <sup>1</sup> (VI)	As a percentage of (A+B+C) (VII)	Number of Shares (VIII)	As a percentage (IX) = (VIII)/(IV)*100
<b>(A)</b>	<b>Shareholding of Promoter and Promoter Group<sup>2</sup></b>							
<b>1</b>	<b>Indian</b>							
(a)	Individuals/ Hindu Undivided Family	5	894080	894080	0.08	0.08	0.00	0.00
(b)	Central Government/ State Government(s)				0.00	0.00		
(c)	Bodies Corporate	1	99491719	99491719	9.05	9.05	52367239	52.63
(d)	Financial Institutions/ Banks				0.00	0.00		
(e)	Any Others(Specify)				0.00	0.00		
(e-i)	Held by respective trustees (Beneficiary holders Family Trusts) *	2	630034660	630034660	57.29	57.29	0	0.00
(e-ii)	Held by respective partners (Beneficiary holders Partnership Firms)	0	0	0	0.00	0.00	0	0.00
	<b>Sub Total(A)(1)</b>	<b>8</b>	<b>730420459</b>	<b>730420459</b>	<b>66.41</b>	<b>66.41</b>	<b>52367239</b>	<b>6.35</b>
<b>2</b>	<b>Foreign</b>							
a	Individuals (Non-Residents Individuals)	1	90749100	90749100	8.25	8.25	90749100	100.00
b	Bodies Corporate	1	3688000	3688000	0.34	0.34	3688000	100.00
c	Institutions				0.00	0.00	0.00	0.00
d	Any Others(Specify)				0.00	0.00	0.00	0.00
d-i					0.00	0.00	0.00	0.00
d-ii					0.00	0.00	0.00	0.00
	<b>Sub Total(A)(2)</b>	<b>2</b>	<b>94437100</b>	<b>94437100</b>	<b>8.59</b>	<b>8.59</b>	<b>94437100</b>	<b>100.00</b>
	<b>Total Shareholding of Promoter and Promoter Group (A)= (A)(1)+(A)(2)</b>	<b>10</b>	<b>824857559</b>	<b>824857559</b>	<b>75.00</b>	<b>75.00</b>	<b>146804339</b>	<b>17.80</b>
<b>(B)</b>	<b>Public shareholding</b>						N.A.	N.A.
<b>1</b>	<b>Institutions</b>						N.A.	N.A.
(a)	Mutual Funds / UTI	8	115334	115334	0.01	0.01		
(b)	Financial Institutions / Banks	11	28856863	28856863	2.62	2.62		
(c)	Central Government/ State Government(s)				0.00	0.00		
(d)	Venture Capital Funds				0.00	0.00		
(e)	Insurance Companies				0.00	0.00		
(f)	Foreign Institutional Investors	270	204664258	204664258	18.61	18.61		
(g)	Foreign Venture Capital Investors				0.00	0.00		
(h)	Any Other (specify)				0.00	0.00		
	<b>Sub-Total (B)(1)</b>	<b>289</b>	<b>233636455</b>	<b>233636455</b>	<b>21.24</b>	<b>21.24</b>		
<b>B</b>	<b>Non-institutions</b>						N.A.	N.A.
(a)	Bodies Corporate	867	2336068	2332068	0.21	0.21		
(b)	Individuals				0.00	0.00		
I	Individuals -i. Individual shareholders holding nominal share capital up to Rs 1 lakh	47328	12539174	12022229	1.14	1.14		
II	ii. Individual shareholders holding nominal share capital in excess of Rs. 1 lakh.	13	2312172	2312172	0.21	0.21		
(c)	Any Other (specify)							
(c-i)	Clearing Members (Shares in Transit)	400	364520	364520	0.03	0.03		
(c-ii)	NRIs	787	5585686	5585686	0.51	0.51		
(c-iii)	Foreign National	1	10000	10000	0.00	0.00		
(c-iv)	Corp. Body - Foreign Bodies	18	18168449	18168449	1.65	1.65		
	<b>Sub-Total (B)(2)</b>	<b>49414</b>	<b>41316069</b>	<b>40795124</b>	<b>3.76</b>	<b>3.76</b>		
<b>(B)</b>	<b>Total Public Shareholding (B)= (B)(1)+(B)(2)</b>	<b>49703</b>	<b>274952524</b>	<b>274431579</b>	<b>25.00</b>	<b>25.00</b>	<b>N.A.</b>	<b>N.A.</b>
	<b>TOTAL (A)+(B)</b>	<b>49713</b>	<b>1099810083</b>	<b>1099289138</b>	<b>100.00</b>	<b>100.00</b>		
<b>(C)</b>	<b>Shares held by Custodians and against which Depository Receipts have been issued</b>	-	-	-	N.A.	-	N.A.	N.A.
<b>1</b>	<b>Promoter and Promoter Group</b>	-	-	-	N.A.	-		
<b>2</b>	<b>Public</b>	-	-	-	N.A.	-		
	<b>GRAND TOTAL (A)+(B)+(C)</b>	<b>49713</b>	<b>1099810083</b>	<b>1099289138</b>		<b>100.00</b>	<b>146804339</b>	<b>13.35</b>



(1)(b) Statement showing holding of securities (including shares, warrants, convertible securities) of persons belonging to the category - "Promoter and Promoter Group".


Sr. No.	Name of the shareholder	Total shares held		Encumbered Shares (%)		Details of warrants		Details of convertible securities		Total shares (including underlying shares assuming full conversion of warrants and convertible securities) as a % of diluted share capital
		Number	As a % of grand total (A)+(B)+(C)	Number	As a Percentage (V)=[(V)/(II)]*100	As a % of total number of warrants held (VII)	As a % of total number of convertible securities of the same class (IX)	Number of convertible securities held (X)	As a % of total number of convertible securities of the same class (XI)	
(I)	Shri Rajesh S. Adani/Smt. Shilpa R. Adani (on behalf Rajesh S. Adani Family Trust)	(II)	(IV)	(V)	(VI)	(VII)	(IX)	(X)	(XI)	
1	Shri Vasant S. Adani/Smt. Poojita V. Adani (on behalf Vasant S. Adani Family Trust)	0	0.00	0	0.00	0	0.00	0	0.00	0.00
2	Shri Poojita V. Adani/Smt. Vasant S. Adani (on behalf Vasant S. Adani Family Trust)	0	0.00	0	0.00	0	0.00	0	0.00	0.00
3	Smt. Poojita V. Adani/Sri Vasant S. Adani (on behalf Vasant S. Adani Family Trust)	0	0.00	0	0.00	0	0.00	0	0.00	0.00
4	Smt. Priti G. Adani/Sri Gautam S. Adani (on behalf Gautam S. Adani Family Trust)	885,750	0.80	0	0.00	0	0.00	0	0.00	0.80
5	Sri Gautam S. Adani/Smt. Poojita V. Adani (on behalf Gautam S. Adani Family Trust)	0	0.00	0	0.00	0	0.00	0	0.00	0.00
6	Sri Maheshkumar S. Adani/Smt. Poojita V. Adani (on behalf Maheshkumar S. Adani Family Trust)	0	0.00	0	0.00	0	0.00	0	0.00	0.00
7	Smt. Poojita V. Adani/Sri Maheshkumar S. Adani (on behalf Maheshkumar S. Adani Family Trust)	0	0.00	0	0.00	0	0.00	0	0.00	0.00
8	Smt. Shilpa R. Adani/Sri Rajesh S. Adani (on behalf Rajesh S. Adani Family Trust)	0	0.00	0	0.00	0	0.00	0	0.00	0.00
9	Sri Vinod S. Adani/Sri Gautam S. Adani (on behalf Vinod S. Adani Family Trust)	0	0.00	0	0.00	0	0.00	0	0.00	0.00
10	Sri Vinod S. Adani/Sri Rajesh S. Adani (on behalf Vinod S. Adani Family Trust)	621,197,910	56.48	0	0.00	0	0.00	0	0.00	56.48
11	Sri Gautam S. Adani/Sri Rajesh S. Adani (on behalf S. B. Adani Family Investment)	0	0.00	0	0.00	0	0.00	0	0.00	0.00
12	Smt. Priti G. Adani (On behalf of Adani Commodities - formerly known as Adani Investment)	99,941,719	9.05	52,67,239	52.63	0	0.00	0	0.00	9.05
13	Adani Properties Pvt. Ltd.	907,491,100	8.25	907,491,100	100.00	0	0.00	0	0.00	8.25
14	Sri Vinod Shantilal Adani	3,688,000	0.34	3,688,000	100.00	0	0.00	0	0.00	0.34
15	Ventura Power Investments Pvt. Ltd., Mauritius	0	0.00	0	0.00	0	0.00	0	0.00	0.00
16	Sri Rajesh S. Adani	0	0.00	0	0.00	0	0.00	0	0.00	0.00
17	Sri Pranav V. Adani	0	0.00	0	0.00	0	0.00	0	0.00	0.00
18	Smt. Priti G. Adani	0	0.00	0	0.00	0	0.00	0	0.00	0.00
19	Smt. Shilpa R. Adani	37,000	0.00	0	0.00	0	0.00	0	0.00	0.00
20	Sri Bhavik B. Shah	61,180	0.06	0	0.00	0	0.00	0	0.00	0.06
21	Sri Rakesh R. Shah	34,000	0.00	0	0.00	0	0.00	0	0.00	0.00
22	Smt. Surekha B. Shah	19,600	0.02	0	0.00	0	0.00	0	0.00	0.02
23	Smt. Priti R. Shah	16,000	0.00	0	0.00	0	0.00	0	0.00	0.00
24	Sri Vinod N. Sanghvi	82,485,759	75.00	14,680,439	17.80	0	0.00	0	0.00	75.00
<b>TOTAL</b>				<b>14,680,439</b>	<b>13.35</b>					<b>75.00</b>

(\*) The term "encumbrance" has the same meaning as assigned to it in regulation 28(3) of the SAST Regulations, 2011.



(1)(c)(i) Statement showing holding of securities (including shares, warrants, convertible securities) of persons belonging to the category "Public" and holding more than 1% of the total number of shares

Sr. No.	Name of the shareholder	Number of shares held	Shares as a percentage of total number of shares (i.e., Grand Total (A)+(B)+(C) indicated in Statement at para (D)(a) above)	Details of warrants		Details of convertible securities		Total shares (including underlying shares of warrants and convertible securities) as a % of diluted share capital
				Number of warrants held	As a % of total number of warrants of the same class	Number of convertible securities held	% w.r.t. total number of convertible securities of the same class	
1	LIFE INSURANCE CORPORATION OF INDIA	27997267	2.55	0	0.00	0	0.00	2.55
2	CRESTA FUND LTD	27000633	2.46	0	0.00	0	0.00	2.46
3	ELARA INDIA OPPORTUNITIES FUND LIMITED	26320917	2.39	0	0.00	0	0.00	2.39
4	EMERGING INDIA FOCUS FUNDS	23610833	2.15	0	0.00	0	0.00	2.15
5	ALBULA INVESTMENT FUND LTD	18337131	1.67	0	0.00	0	0.00	1.67
6	HSBC BANK (MAURITIUS) LIMITED	17697312	1.61	0	0.00	0	0.00	1.61
7	GUDAMI INTERNATIONAL PTE LTD	13980900	1.27	0	0.00	0	0.00	1.27
8	JANUS OVERSEAS FUND.	12789358	1.16	0	0.00	0	0.00	1.16
	<b>TOTAL</b>	<b>167734351</b>	<b>15.25</b>	<b>0.00</b>	<b>0.00</b>	<b>0.00</b>	<b>0.00</b>	<b>15.25</b>




(1)(c)(i) Statement showing holding of securities (including shares, warrants, convertible securities) of persons (together with PAC) belonging to the category "Public" and holding more than 5% of the total number of shares of the Company

Sr. No.	Name(s) of the shareholder(s) and the Persons Acting in Concert (PAC) with them	Number of shares	Shares as a percentage of total number of shares (i.e., Grand Total (A)+(B)+(C) indicated in Statement at para (1)(a) above)	Details of warrants Number of warrants held	As a % of total number of warrants of the same class held	Number of convertible securities	% w.r.t. total number of convertible securities of the same class	Total shares (including underlying shares assuming full conversion of warrants and convertible securities) as a % of diluted share capital
1								
2								
<b>Not Applicable</b>								
TOTAL								



*Reddy*

Sr.No	Notes
1	
2	
3	
4	
5	
6	
7	
8	
9	




(I)(d) Statement showing details of locked-in shares

Sr. No.	Name of the shareholder	Number of locked-in shares	Locked-in shares as a percentage of total number of shares {i.e., Grand Total (A)+(B)+(C) indicated in Statement at para (I)(a) above}
<b>TOTAL</b>			

*R. S. K.*  


(II)(a) Statement showing details of Depository Receipts (DRs)

Sr. No.	Type of outstanding DR (ADRs, GDRs, SDRs, etc.)	Number of outstanding DRs	Number of shares underlying outstanding DRs	Shares underlying outstanding DRs as a percentage of total number of shares {i.e., Grand Total (A)+(B)+(C) indicated in Statement at para (I)(a) above}
<b>Not Applicable</b>				
1				0.00
2				0.00
3				0.00
4				0.00
5				0.00
6				0.00
7				0.00
8				0.00
9				
<b>TOTAL</b>		<b>0</b>	<b>0</b>	<b>0.00</b>





(II)(b) Statement showing Holding of Depository Receipts (DRs), where underlying shares held by "promoter / promoter group" are in excess of 1% of the total number of shares

Sr. No.	Name of the DR Holder	Type of outstanding DR (ADRs, GDRs, SDRs, etc.)	Number of shares underlying outstanding DRs	Shares underlying outstanding DRs as a percentage of total number of shares (i.e., Grand Total (A)+(B)+(C) indicated in Statement at para (I)(a) above)
<b>Not Applicable</b>				
1				0.00
2				0.00
3				0.00
4				0.00
5				0.00
6				0.00
7				0.00
8				0.00
9				0.00
			0	0.00
<b>TOTAL</b>				

