


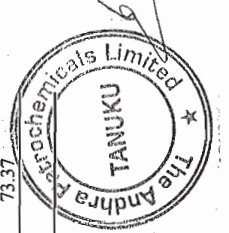
Introductory sub-table (I)(a)

Name of the Company: THE ANDHRA PETROCHEMICALS LIMITED			
Scrip Code, Name of the scrip, class of security: 500012, Andhra Petro, Equity			
Quarter ended: 31.12.2014			
Partly paid-up shares:-	No. of partly paid-up shares	As a % of total no. of partly paid-up shares	As a % of total no. of shares of the company
Held by promoter/promoter group		#DIV/0!	0
Held by public		#DIV/0!	0
Total	0	#DIV/0!	0
Outstanding convertible securities:- No. of outstanding securities			
	No. of outstanding securities	As a % of total no. of outstanding convertible securities	As a % of total no. of shares of the company, assuming full conversion of the convertible securities
Held by promoter/promoter group		#DIV/0!	0
Held by public		#DIV/0!	0
Total	0	#DIV/0!	0
Warrants:-			
	No. of warrants	As a % of total no. of warrants	As a % of total no. of shares of the company, assuming full conversion of warrants
Held by promoter/promoter group		#DIV/0!	0
Held by public		#DIV/0!	0
Total	0	#DIV/0!	0
Total paid-up capital of the company, assuming full conversion of warrants and convertible securities			
	84971600		100




Statement Showing Shareholding Pattern

Category code	Category of Shareholder	Number of Shareholders	Table (I)(a)			Total shareholding as a percentage of total number of shares		Shares Pledged or otherwise encumbered	As a percentage
			Total number of shares	Number of shares held in dematerialized form	As a percentage of (A+B) ¹	As a percentage of (A+B+C)	Number of shares		
(I)	(II)	(III)	(IV)	(V)	(VI)	(VII)	(VIII)	(IX)	
(A)	Shareholding of Promoter and Promoter Group ²								
1	Indian								
(a)	Individuals/ Hindu Undivided Family	0	0	0	0.00	0.00		#DIV/0!	
(b)	Central Government/ State Government(s)	0	0	0	0.00	0.00		#DIV/0!	
(c)	Bodies Corporate	5	38280394	38274594	45.05	45.05	28086613	73.37	
(d)	Financial Institutions/ Banks	0	0	0	0.00	0.00		#DIV/0!	
(e)	Any Others(Specify)				0.00	0.00		#DIV/0!	
(e-i)					0.00	0.00		#DIV/0!	
(e-ii)					0.00	0.00		#DIV/0!	
	Sub Total(A)(1)	5	38280394	38274594	45.05	45.05	28086613	73.37	
2	Foreign								
a	Individuals (Non-Residents Individuals/ Foreign Individuals)	0	0	0	0.00	0.00		#DIV/0!	
b	Bodies Corporate	0	0	0	0.00	0.00		#DIV/0!	
c	Institutions	0	0	0	0.00	0.00		#DIV/0!	
d	Qualified Foreign Investor	0	0	0	0.00	0.00		#DIV/0!	
e	Any Others(Specify)	0	0	0	0.00	0.00		#DIV/0!	
e-i					0.00	0.00		#DIV/0!	
e-ii					0.00	0.00		#DIV/0!	
	Sub Total(A)(2)	0	0	0	0.00	0.00	0	#DIV/0!	
	Total Shareholding of Promoter and Promoter Group (A) = (A)(1)+(A)(2)	5	38280394	38274594	45.05	45.05	28086613	73.37	



(B)	Public shareholding								
I	Institutions								
(a)	Mutual Funds/ UTI	6	33200	0	0.04	0.04			
(b)	Financial Institutions / Banks	5	837	400	0.00	0.00			
(c)	Central Government/ State Government(s)	1	1000	1000	0.00	0.00			
(d)	Venture Capital Funds	0	0	0	0.00	0.00			
(e)	Insurance Companies	0	0	0	0.00	0.00			
(f)	Foreign Institutional Investors	7	11500	0	0.01	0.01			
(g)	Foreign Venture Capital Investors	0	0	0	0.00	0.00			
(h)	Qualified Foreign Investor	0	0	0	0.00	0.00			
(i)	Any Other (specify)	0	0	0	0.00	0.00			
(i-i)					0.00	0.00			
(i-ii)									
	Sub-Total (B)(I)	19	46537	1400	0.05	0.05	0		
B 2	Non-institutions								
(a)	Bodies Corporate	522	6178944	6075873	7.27	7.27			
(b)	Individuals								
	Individuals -i. Individual shareholders holding nominal share capital up to Rs 1 lakh	77575	21994328	14511973	25.88	25.88			
	ii. Individual shareholders holding nominal share capital in excess of Rs. 1 lakh.	292	13305122	13158459	15.66	15.66			
(c)	Qualified Foreign Investor	0	0	0	0.00	0.00			
(d)	Any Other (specify)				0.00	0.00			
(d-i)	Non-Resident Indians	113	367814	363014	0.43	0.43			
(d-ii)	Clearing Members	29	69405	69405	0.08	0.08			
(d-iii)	Hindu Undivided Families	526	1653782	1648504	1.95	1.95			
(d-iv)	Trusts	3	5500	5300	0.01	0.01			
(d-v)	Directors & Their relatives	61	3069774	2758731	3.61	3.61			
(B)	Sub-Total (B)(2)	79121	46644669	38591259	54.90	54.90	0		
	Total Public Shareholding (B)= (B)(I)+(B)(2)	79140	46691206	38592659	54.95	54.95	0		
	TOTAL (A)+(B)	79145	84971600	76867253	100.00	100.00	28086613		33.05
(C)	Shares held by Custodians and against Depository Receipts which have been issued								
1	Promoter and Promoter Group							0.00	
2	Public							0.00	



Sub-Total (C)	0	0	0	0	0	0
GRAND TOTAL (A)+(B)+(C)	79145	84971600	76867253	100.00	28086613	33.05




for The Andhra Petrochemicals Limited

[Handwritten Signature]

(K. Raghu Ram)

Manager (Finance) & Asst. Company Secretary


Sr.No	Notes
1	NIL



(f)(b) Statement showing holding of securities (including shares, warrants, convertible securities) of persons belonging to the category "Promoter and Promoter Group"


Sr. No.	Name of the shareholder	Details of Shares held		Encumbered shares (*)		Details of warrants		Details of convertible securities		Total shares (including underlying shares assuming full conversion of warrants and convertible securities) as a % of diluted share capital
		Number of shares held	As a % of grand total (A)+(B)+(C)	No.	As a % of grand total (A)+(B)+(C) of sub-clause (I)(a)	Number of warrants held	As a % of total number of warrants of the same class	Number of convertible securities held	As a % of total number of convertible securities of the same class	
(i)		(ii)	(iv)	(v)	(vi)=(v)/(ii)*100	(vii)	(ix)	(x)	(xi)	
1	The Andhra Sugars Ltd	20682025	24.34		0.00		#DIV/0!		#DIV/0!	
2	The Andhra Sugars Ltd	7404588	8.71		0.00		#DIV/0!		#DIV/0!	
3	Andhra Pradesh Industrial Development Corporation Ltd	9180000	10.80		0.00		#DIV/0!		#DIV/0!	
4	JOCIL Ltd	1007981	1.19		0.00		#DIV/0!		#DIV/0!	
5	APIDC Venture Capital Ltd	5800	0.01		0.00		#DIV/0!		#DIV/0!	
TOTAL		38280394	45.05	0	0.00	0	#DIV/0!	0	#DIV/0!	0

(*) The term "encumbrance" has the same meaning as assigned to it in regulation 28(3) of the SAST Regulations, 2011



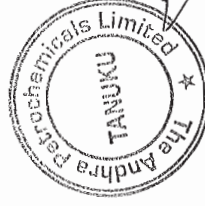
(D)(c)(i) Statement showing holding of securities (including shares, warrants, convertible securities) of persons belonging to the category "Public" and holding more than 1% of the total number of shares

Sr. No.	Name of the shareholder	Number of shares held	Shares as a percentage of total number of shares {i.e., Grand Total (A)+(B)+(C) indicated in Statement at para (D)(a) above}	Details of warrants		Details of convertible securities		Total shares (including underlying shares assuming full conversion of warrants and convertible securities) as a % of diluted share capital
				Number of warrants held	As a % total number of warrants of the same class	Number of convertible securities held	% w.r.t total number of convertible securities of the same class	
1	KLJ Plasticizers Ltd	1906551	2.24					
2	Sri Bolla Ramesh Kumar	1605208	1.89		#DIV/0!		#DIV/0!	
3	Dr B B Ramaiah	1222810	1.44		#DIV/0!		#DIV/0!	
4	Sri Rajender Prasad Gupta	1163103	1.37		#DIV/0!		#DIV/0!	
5	Sri Kanhaiya Lal Jain	984851	1.16		#DIV/0!		#DIV/0!	
TOTAL		6882523	8.10	0	#DIV/0!	0	#DIV/0!	0




(D)(c)(ii) Statement showing holding of securities (including shares, warrants, convertible securities) of persons (together with PAC) belonging to the category "Public" and holding more than 5% of the total number of shares of the company

Sr. No.	Name(s) of the shareholder(s) and the Persons Acting in Concert (PAC) with them	Number of shares	Shares as a percentage of total number of shares {i.e., Grand Total (A)+(B)+(C) indicated in Statement at para (D)(a) above}	Details of warrants		Details of convertible securities		Total shares (including underlying shares assuming full conversion of warrants and convertible securities) as a % of diluted share capital
				Number of warrants	As a % total number of warrants of the same class	Number of convertible securities held	% w.r.t total number of convertible securities of the same class	
1			0.00		#DIV/0!		#DIV/0!	
2			0.00		#DIV/0!		#DIV/0!	
TOTAL		0	0.00	0	#DIV/0!	0	#DIV/0!	0




(D)(d) Statement showing details of locked-in shares

Sr. No.	Name of the shareholder	Number of locked-in shares	Locked-in shares as a percentage of total number of shares {i.e., Grand Total (A)+(B)+(C) indicated in Statement at para (D)(a) above}
1			0.00
TOTAL			0.00



(II)(a) Statement showing details of Depository Receipts (DRs)

Sr. No.	Type of outstanding DR (ADRs, GDRs, SDRs, etc.)	Number of outstanding DRs	Number of shares underlying outstanding DRs	Shares underlying outstanding DRs as a percentage of total number of shares {i.e., Grand Total (A)+(B)+(C) indicated in Statement at para (D)(a) above}
1				0.00
TOTAL		0	0	0.00



(II)(b) Statement showing holding of Depository Receipts (DRs), where underlying shares held by "promoter/promoter group" are in excess of 1% of the total number of shares

Sr. No.	Name of the DR Holder	Number of shares underlying outstanding DRs	Shares underlying outstanding DRs as a percentage of total number of shares (i.e., Grand Total (A)+(B)+(C) indicated in Statement at para (I)(a) above}
1			0.00
TOTAL		0	0.00

