


**Introductory sub-table (I)(a)**

<b>Name of the Company: ARO GRANITE INDUSTRIES LIMITED</b>			
<b>Scrip Code, Name of the scrip, class of security: 513729</b>			
<b>Quarter ended: 31.12.2014</b>			
<b>Partly paid-up shares:-</b>	<b>No. of partly paid-up shares</b>	<b>As a % of total no. of partly paid-up shares</b>	<b>As a % of total no. of shares of the company</b>
Held by promoter/promoter group	0	0	0
Held by public	0	0	0
<b>Total</b>	<b>0</b>	<b>0</b>	<b>0</b>
<b>Outstanding convertible securities:-</b>	<b>No. of outstanding securities</b>	<b>As a % of total no. of outstanding convertible securities</b>	<b>As a % of total no. of shares of the company, assuming full conversion of the convertible securities</b>
Held by promoter/promoter group	0	0	0
Held by public	0	0	0
<b>Total</b>	<b>0</b>	<b>0</b>	<b>0</b>
<b>Warrants:-</b>	<b>No. of warrants</b>	<b>As a % of total no. of warrants</b>	<b>As a % of total no. of shares of the company, assuming full conversion of warrants</b>
Held by promoter/promoter group	0	0	0
Held by public	0	0	0
<b>Total</b>	<b>0</b>	<b>0</b>	<b>0</b>
<b>Total paid-up capital of the company, assuming full conversion of warrants and convertible securities</b>			<b>15300000</b>

For Aro Granite Industries Ltd.  
  
 Company Secretary

**Statement Showing Shareholding Pattern**

Category code	Category of Shareholder	Number of Shareholders	Table (I)(a)					Shares Pledged or otherwise encumbered
			Total number of shares	Number of shares held in dematerialized form	Total shareholding as a percentage of total number of shares		Number of shares	
			(IV)	(V)	As a percentage of (A+B) <sup>1</sup>	As a percentage of (A+B+C)		
(I)(A)	(II) Shareholding of Promoter and Promoter Indian	(III)	(IV)	(V)	(VI)	(VII)	(IX)= (VIII)/(IV)*100	
(a)	Individuals/ Hindu Undivided Family							
(b)	Central Government/ State Government(s)	11	6264631	6264631	40.95	40.95	0	0.00
(c)	Bodies Corporate	0			0.00	0.00	0	#DIV/0!
(d)	Financial Institutions/ Banks	0			0.00	0.00	0	#DIV/0!
(e)	Any Others(Specify)	0			0.00	0.00	0	#DIV/0!
(e-i)		0			0.00	0.00	0	#DIV/0!
(e-ii)		0			0.00	0.00	0	#DIV/0!
		0						
		0						
		0						
		11	6264631	6264631	40.95	40.95	0	0.00
	<b>Sub Total(A)(I)</b>							
2	Foreign							
a	Individuals (Non-Residents Individuals/ Foreign Individuals)	0			0.00	0.00		#DIV/0!
b	Bodies Corporate	0			0.00	0.00		#DIV/0!
c	Institutions	0			0.00	0.00		#DIV/0!
d	Qualified Foreign Investor	0			0.00	0.00		#DIV/0!
e	Any Others(Specify)	0			0.00	0.00		#DIV/0!
e-i		0			0.00	0.00		#DIV/0!
e-ii		0			0.00	0.00		#DIV/0!
		0						

	Sub Total(A)(2)	0	0	0	0	0	0	0	0	0	0	0	#DIV/0!
	<b>Total Shareholding of Promoter and</b>	11	6264631	6264631	40.95	40.95	0	0	0	0	0	0	0.00
	<b>Public shareholding</b>												
<b>I</b>	<b>Institutions</b>												
(a)	Mutual Funds/ UTI	0	0	0	0.00	0.00	0	0	0	0	0	0	0.00
(b)	Financial Institutions/ Banks	0	0	0	0.00	0.00	0	0	0	0	0	0	0.00
(c)	Central Government/ State Government(s)												
(d)	Venture Capital Funds	0	0	0	0.00	0.00	0	0	0	0	0	0	0.00
(e)	Insurance Companies	0	0	0	0.00	0.00	0	0	0	0	0	0	0.00
(f)	Foreign Institutional Investors	1	296949	296949	1.94	1.94	0	0	0	0	0	0	0.00
(g)	Foreign Venture Capital Investors	0	0	0	0.00	0.00	0	0	0	0	0	0	0.00
(h)	Qualified Foreign Investor	0	0	0	0.00	0.00	0	0	0	0	0	0	0.00
(i)	Any Other (specify)	0	0	0	0.00	0.00	0	0	0	0	0	0	0.00
(i-i)					0.00	0.00							
(i-ii)					0.00	0.00							
	<b>Sub-Total (B)(1)</b>	1	296949	296949	1.94	1.94							
<b>B 2</b>	<b>Non-institutions</b>												
(a)	Bodies Corporate	227	1604426	1588227	10.49	10.49							
(b)	Individuals				0.00	0.00							
	Individuals -i. Individual shareholders holding nominal share capital up to Rs 1 lakh	6567	2150786	1671784	14.06	14.06							0.03
	ii. Individual shareholders holding nominal share capital in excess of Rs. 1 lakh.	59	4575078	4444804	29.90	29.90							
(c)	Qualified Foreign Investor	0	0	0	0.00	0.00							
(d)	Any Other (specify)				0.00	0.00							
(d-i)	NRIs/OCBs	70	408130	386157	2.67	2.67							
(d-ii)													
	<b>Sub-Total (B)(2)</b>	6923	8738420	8090972	57.11	57.11							
<b>(B)</b>	<b>Total Public Shareholding (B)= (B)(1)+(B)(2)</b>	6924	9035369	8387921	59.05	59.05							

For Aro Granite Industries Ltd.

*[Signature]*  
Company Secretary


			6935	15300000	14652552	100.00	100.00		
(C)	Shares held by Custodians and against which Depository Receipts have been issued								
1	Promoter and Promoter Group	0	0	0	0	0.00			#DIV/0!
2	Public	0	0	0	0	0.00			
	Sub-Total (C)	0	0	0	0	0	0		
	GRAND TOTAL (A)+(B)+(C)	6935	15300000	14652552		100.00		0	0.00

For Aro Granite Industries Ltd.

*[Signature]*  
Company Secretary

Sr.No	Notes
1	The total foreign holding is 705079 Equity Shares(4.608% holding)
2	There is no GDR and ADR holding of the Company
3	
4	
5	
6	
7	
8	
9	

For Aro Granite Industries Ltd.

  
Company Secretary

**(I)(b) Statement showing holding of securities (including shares, warrants, convertible securities) of persons belonging to the category "Promoter and Promoter Group"**

Sr. No.	Name of the shareholder	Details of Shares held		Encumbered shares (*)		Details of warrants		Details of convertible securities		Total shares (including underlying shares assuming full conversion of warrants and convertible securities) as a % of diluted share capital
		Number of shares held	As a % of grand total (A)+(B)+(C)	No.	As a percentage (V)=(V)/(III)*100	As a % of grand total (A)+(B)+(C) of sub-clause (I)(a)	Number of warrants held	As a % total number of warrants of the same class	Number of convertible securities held	
		(III)	(IV)	(V)	(VII)	(VIII)	(IX)	(X)	(XI)	(XII)
1	SUNIL K ARORA	4869315	31.83		0.00		0	0	0	0
2	SUJATA ARORA	598572	3.91		0.00		0	0	0	0
3	K.L.ARORA	34267	0.22		0.00		0	0	0	0
4	KASTURI LAL ARORA	346983	2.27		0.00		0	0	0	0
5	KASTURI LAL ARORA	1125	0.01		0.00		0	0	0	0
6	SUDERSHAN ARORA	186603	1.22		0.00		0	0	0	0
7	AMAN ARORA	33	0.00		0.00		0	0	0	0
8	GEETI ARORA	1350	0.01		0.00		0	0	0	0
9	RAVI KUMAR ARORA	1383	0.01		0.00		0	0	0	0
10	SAHIL ARORA	112500	0.74		0.00		0	0	0	0
11	SHIVANI ARORA	112500	0.74		0.00		0	0	0	0
	<b>TOTAL</b>	<b>6264631</b>	<b>40.95</b>	<b>0</b>	<b>0.00</b>	<b>0</b>	<b>0</b>	<b>0</b>	<b>0</b>	<b>0</b>


(\*) The term "encumbrance" has the same meaning as assigned to it in regulation 28(3) of the SAST Regulations, 2011

For Aro Granite Industries Ltd.

  
Company Secretary

(D)(c)(i) Statement showing holding of securities (including shares, warrants, convertible securities) of persons belonging to the category "Public" and holding more than 1% of the total number of shares

Sr. No.	Name of the shareholder	Number of shares held	Shares as a percentage of total number of shares {i.e., Grand Total (A)+(B)+(C) indicated in Statement at para (D)(a) above}	Details of warrants		Details of convertible securities		Total shares (including underlying shares assuming full conversion of warrants and convertible securities) as a % of diluted share capital
				Number of warrants held	As a % total number of warrants of the same class	Number of convertible securities held	% w.r.t total number of convertible securities of the same class	
1	ARCHIT EXIM PVT LTD	219322	1.43	0	0	0	0	0
2	SUREFIN FINANCIAL CONSULTANTS PRIVATE LIMITED	532338	3.48	0	0	0	0	0
3	WINFIN FINANCIAL CONSULTANTS PRIVATE LIMITED	184794	1.21	0	0	0	0	0
4	BHARAT PITTI	385814	2.52	0	0	0	0	0
5	PRADDEEP KUMAR JAIN	154687	1.01	0	0	0	0	0
6	SUJATA JAIN	177189	1.16	0	0	0	0	0
7	PRADDEEP KUMAR JAIN(HUF)	180667	1.18	0	0	0	0	0
8	MEENAZ KASSAM	167143	1.09	0	0	0	0	0
9	AMIT SHANTILAL MOTLA/SHANTILAL MOTLA	199500	1.30	0	0	0	0	0
10	AMRIT INDIA VALUE FUND LIMITED	296949	1.94	0	0	0	0	0
11	DILIP KUMAR LAKHI	1468628	9.60	0	0	0	0	0
12	SANGEETHA S	160000	1.05	0	0	0	0	0
<b>TOTAL</b>		<b>4127031</b>	<b>26.97</b>	<b>0</b>	<b>0</b>	<b>0</b>	<b>0</b>	<b>0</b>

For Aro Granite Industries Ltd  
  
 Company Secretary





**(D)(d) Statement showing details of locked-in shares**

Sr. No.	Name of the shareholder	Number of locked-in shares	Locked-in shares as a percentage of total number of shares {i.e., Grand Total (A)+(B)+(C) indicated in Statement at para (D)(a) above}
1		0	0.00
2			0.00
3			0.00
4			0.00
5			0.00
6			0.00
7			0.00
8			0.00
9			0.00
TOTAL		0	0.00

For Aro Granite Industries Ltd.


  
 Company Secretary



(II)(b) Statement showing holding of Depository Receipts (DRs), where underlying shares held by "promoter/promoter group" are in excess of 1% of the total number of shares

Sr. No.	Name of the DR Holder	Type of outstanding DR (ADRs, GDRs, SDRs, etc.)	Number of shares underlying outstanding DRs	Shares underlying outstanding DRs as a percentage of total number of shares {i.e., Grand Total (A)+(B)+(C) indicated in Statement at para (I)(a) above}
1		0	0	0.00
2				0.00
3				0.00
4				0.00
5				0.00
6				0.00
7				0.00
8				0.00
9				0.00
<b>TOTAL</b>			0	0.00

For Aro Granite Industries Ltd.

  
Company Secretary