

BF INVESTMENT


Introductory sub-table (I)(a)

Name of the Company: BF INVESTMENT LIMITED		CIN : L65993PN2009PLC134021	
Scrip Code, Name of the scrip, class of security: 533303, BFINVEST, EQUITY			
Quarter ended: 31ST DECEMBER, 2014			
Partly paid-up shares:-			
	No. of partly paid-up shares	As a % of total no. of partly paid-up shares	As a % of total no. of shares of the company
Held by promoter/promoter group		#DIV/0!	0
Held by public		#DIV/0!	0
Total	0	#DIV/0!	0
Outstanding convertible securities:-			
	No. of outstanding securities	As a % of total no. of outstanding convertible securities	As a % of total no. of shares of the company, assuming full conversion of the convertible securities
Held by promoter/promoter group		#DIV/0!	0
Held by public		#DIV/0!	0
Total	0	#DIV/0!	0
Warrants:-			
	No. of warrants	As a % of total no. of warrants	As a % of total no. of shares of the company, assuming full conversion of warrants
Held by promoter/promoter group		#DIV/0!	0
Held by public		#DIV/0!	0
Total	0	#DIV/0!	0
Total paid-up capital of the company, assuming full conversion of warrants and convertible securities		37667628	

Satish



BF INVESTMENT



Statement Showing Shareholding Pattern										
Category code	Category of Shareholder	Number of Shareholders	Table (I)(a)				Total shareholding as a percentage of total number of shares		Shares Pledged or otherwise encumbered	
			Total number of shares	Number of shares held in dematerialized form	As a percentage of (A+B) ¹	As a percentage of (A+B+C)				
(I)	(II)	(III)	(IV)	(V)	(VI)	(VII)	(VIII)	(IX) = (VIII)/(IV) * 100		
(A)	Shareholding of Promoter and Promoter Group ²									
1	Indian									
(a)	Individuals/ Hindu Undivided Family	8	102942	102934	0.27	0.27	0.00	0.00		
(b)	Central Government/ State Government(s)	-	-	-	0.00	0.00	0.00	#DIV/0!		
(c)	Bodies Corporate	13	27284034	27284034	72.43	72.43	72.43	0.00		
(d)	Financial Institutions/ Banks	-	-	-	0.00	0.00	0.00	#DIV/0!		
(e)	Any Others(Specify)	-	-	-	0.00	0.00	0.00	#DIV/0!		
(e-i)					0.00	0.00	0.00	#DIV/0!		
(e-ii)					0.00	0.00	0.00	#DIV/0!		
	Sub Total(A)(1)	21	27386976	27386968	72.71	72.71	72.71	0	0.00	
2	Foreign									
a	Individuals (Non-Residents Individuals/ Foreign Individuals)	-	-	-	0.00	0.00	0.00	#DIV/0!		
b	Bodies Corporate	-	-	-	0.00	0.00	0.00	#DIV/0!		
c	Institutions	-	-	-	0.00	0.00	0.00	#DIV/0!		
d	Qualified Foreign Investor	-	-	-	0.00	0.00	0.00	#DIV/0!		
e	Any Others(Specify)	-	-	-	0.00	0.00	0.00	#DIV/0!		
e-i					0.00	0.00	0.00	#DIV/0!		
e-ii										
	Sub Total(A)(2)	0	0	0	0.00	0.00	0.00	0	#DIV/0!	
	Total Shareholding of Promoter and Promoter Group (A)= (A)(1)+(A)(2)	21	27386976	27386968	72.71	72.71	72.71	0	0.00	

[Handwritten Signature]

BF INVESTMENT



(B)	Public shareholding																	
I	Institutions																	
(a)	Mutual Funds/ UTI	7	1909	1719		0.01		0.01	0.01									
(b)	Financial Institutions / Banks	16	9349	7645		0.02		0.02	0.02									1.47
(c)	Central Government/ State Government(s)																	
(d)	Venture Capital Funds		-	-				0.00	0.00									
(e)	Insurance Companies	1	160127	160127		0.43		0.43	0.43									
(f)	Foreign Institutional Investors	4	19912	19862		0.05		0.05	0.05									
(g)	Foreign Venture Capital Investors	-	-	-				0.00	0.00									
(h)	Qualified Foreign Investor	-	-	-				0.00	0.00									
(i)	Any Other (specify)	-	-	-				0.00	0.00									
(i-ii)								0.00	0.00									
(i-ii)																		
	Sub-Total (B)(1)	28	191297	189353		0.51		0.51	0.51							137		0.07
B 2	Non-institutions																	
(a)	Bodies Corporate	480	3156040	1575793		8.38		8.38	8.38									1.36
(b)	Individuals							0.00	0.00									
I	Individuals - i. Individual shareholders holding nominal share capital up to Rs 1 lakh	24028	5057820	4228585		13.43		13.43	13.43									0.80
II	Individuals - ii. Individual shareholders holding nominal share capital in excess of Rs. 1 lakh.																	
	Sub-Total (B)(2)	21	1132316	1132316		3.01		3.01	3.01									
(c)	Qualified Foreign Investor	-	-	-				0.00	0.00									
(d)	Any Other (specify)							0.00	0.00									
(d-i)	Clearing Member	157	92799	92799		0.25		0.25	0.25									0.00
(d-ii)	Foreign Portfolio Investor (Corporate)	3	199708	199708		0.53		0.53	0.53									0.00
(d-iii)	Non Resident Indian (Repat)	85	55854	54013		0.15		0.15	0.15									0.00
(d-iii)	Non Resident Indian (Non Repat)	83	49981	46827		0.13		0.13	0.13									
(d-iv)	Overseas Bodies Corporates	1	350	350		0.00		0.00	0.00									
(d-v)	Trusts	13	344487	344487		0.91		0.91	0.91									
	Sub-Total (B)(2)	24871	10089355	7674878		26.79		26.79	26.79									0.83
(B)	Total Public Shareholding (B)= (B)(1)+(B)(2)	24899	10280652	7864231		27.29		27.29	27.29									0.81
	TOTAL (A)+(B)	24920	37667628	35251199		100.00		100.00	100.00									0.22

Sastry



BF INVESTMENT

(C)	Shares held by Custodians and against which Depository Receipts have been issued	-	-	-	-	-	-	-	-	-
1	Promoter and Promoter Group	-	-	-	-	-	-	0.00		#DIV/0!
2	Public	-	-	-	-	-	-	0.00		
	Sub-Total (C)	0	0	0	0	0	0	0		0
	GRAND TOTAL (A)+(B)+(C)	24920	37667628	35251199	100.00	83706	0.22			





BF INVESTMENT

Sr.No	Notes
1	
2	
3	
4	
5	
6	
7	
8	
9	

BF INVESTMENT



(I)(b) Statement showing holding of securities (including shares, warrants, convertible securities) of persons belonging to the category "Promoter and Promoter Group"

Sr. No.	Name of the shareholder	Details of Shares held		Encumbered shares (*)		Details of warrants		Details of convertible securities		Total shares (including underlying shares assuming full conversion of warrants and convertible securities) as a % of diluted share capital
		Number of shares held	As a % of grand total (A)+(B)+(C)	No.	As a percentage (VI)=(V)/(VII)*100	As a % of grand total (A)+(B)+(C) of sub-clause (I)(a)	Number of warrants held	As a % total number of warrants of the same class	Number of convertible securities held	
		(VII)	(IV)	(V)	(VI)	(VII)	(VIII)	(IX)	(X)	(XI)
1	IBASASHEB NEELKANTH KALYANI - Promoter	7204	0.02	-	0.00	0.00	-	#DIV/0!	-	#DIV/0!
2	AJINKYA INVESTMENT AND TRADING COMPANY	10292103	27.32	-	0.00	0.00	-	#DIV/0!	-	#DIV/0!
3	SUNDARAM TRADING AND INVESTMENT PVT LTD	9543068	25.33	-	0.00	0.00	-	#DIV/0!	-	#DIV/0!
4	KSL HOLDINGS PRIVATE LIMITED	5054091	13.42	-	0.00	0.00	-	#DIV/0!	-	#DIV/0!
5	PIH FINVEST COMPANY LIMITED	1424885	3.78	-	0.00	0.00	-	#DIV/0!	-	#DIV/0!
6	JANNHAVI INVESTMENT PRIVATE LIMITED	458514	1.22	-	0.00	0.00	-	#DIV/0!	-	#DIV/0!
7	RAJGAD TRADING COMPANY PVT.LTD.	151674	0.40	-	0.00	0.00	-	#DIV/0!	-	#DIV/0!
8	KALYANI CONSULTANTS PVT. LTD.	149500	0.40	-	0.00	0.00	-	#DIV/0!	-	#DIV/0!
9	DANDAKARANYA INVESTMENT AND TRADING PVT.LTD.	95000	0.25	-	0.00	0.00	-	#DIV/0!	-	#DIV/0!
10	CAMPANULA INVESTMENT & FINANCE PVT.LTD	61389	0.16	-	0.00	0.00	-	#DIV/0!	-	#DIV/0!
11	CORNFLOWER INVESTMENT & FINANCE PVT.LTD	41900	0.11	-	0.00	0.00	-	#DIV/0!	-	#DIV/0!
12	HASTINAPUR INVESTMENT & TRADING PVT.LTD	6267	0.02	-	0.00	0.00	-	#DIV/0!	-	#DIV/0!
13	DRONACHARYA INVESTMENT & TRADING PVT.LTD Relatives of Promoters	5643	0.01	-	0.00	0.00	-	#DIV/0!	-	#DIV/0!
14	GAURISHANKAR NEELKANTH KALYANI	63779	0.17	-	0.00	0.00	-	#DIV/0!	-	#DIV/0!
15	AMIT BABASAHEB KALYANI	28270	0.08	-	0.00	0.00	-	#DIV/0!	-	#DIV/0!
16	ROHINI GAURISHANKAR KALYANI	2000	0.01	-	0.00	0.00	-	#DIV/0!	-	#DIV/0!
17	DR. MEERA KHENY	700	0.00	-	0.00	0.00	-	#DIV/0!	-	#DIV/0!
18	ASHOK KUMAR KHENY	581	0.00	-	0.00	0.00	-	#DIV/0!	-	#DIV/0!
19	SUGANDHA JAI HIREMATH	400	0.00	-	0.00	0.00	-	#DIV/0!	-	#DIV/0!
20	SULOCHANA NEELKANTH KALYANI Jointly Mr.B.N.Kalyani	8	0.00	-	0.00	0.00	-	#DIV/0!	-	#DIV/0!
TOTAL		27386976	72.71	0	0.00	0.00	0	#DIV/0!	0	#DIV/0!

(*) The term "encumbrance" has the same meaning as assigned to it in regulation 28(3) of the SAST Regulations, 2011

BF INVESTMENT

(D)(c)(i) Statement showing holding of securities (including shares, warrants, convertible securities) of persons belonging to the category "Public" and holding more than 1% of the total number of shares

Sr. No.	Name of the shareholder	Number of shares held	Shares as a percentage of total number of shares {i.e., Grand Total (A)+(B)+(C) indicated in Statement at para (D)(a) above}	Details of warrants		Details of convertible securities		Total shares (including underlying shares assuming full conversion of warrants and convertible securities) as a % of diluted share capital
				Number of warrants held	As a % total number of warrants of the same class	Number of convertible securities held	% w.r.t total number of convertible securities of the same class	
1	KRUTADNYA MANAGEMENT AND TRADING SERVICES LLP	1568600	4.16	-	#DIV/0!	-	#DIV/0!	
				0	#DIV/0!	0	#DIV/0!	
TOTAL		1568600	4.16	0	#DIV/0!	0	#DIV/0!	0



BF INVESTMENT

(D)(c)(ii) Statement showing holding of securities (including shares, warrants, convertible securities) of persons (together with PAC) belonging to the category "Public" and holding more than 5% of the total number of shares of the company

Sr. No.	Name(s) of the shareholder(s) and the Persons Acting in Concert (PAC) with them	Number of shares	Shares as a percentage of total number of shares {i.e., Grand Total (A)+(B)+(C) indicated in Statement at para (D)(a) above}	Details of warrants		Details of convertible securities		Total shares (including underlying shares assuming full conversion of warrants and convertible securities) as a % of diluted share capital
				Number of warrants	As a % total number of warrants of the same class	Number of convertible securities held	% w.r.t total number of convertible securities of the same class	
1	NIL	0	0.00		#DIV/0!		#DIV/0!	
TOTAL		0	0.00	0	#DIV/0!	0	#DIV/0!	0




[Handwritten Signature]

BF INVESTMENT

(D)(d) Statement showing details of locked-in shares

Sr. No.	Name of the shareholder	Number of locked-in shares	Locked-in shares as a percentage of total number of shares {i.e., Grand Total (A)+(B)+(C) indicated in Statement at para (D)(a) above}	Promoter / Promoter Group / Public
1	NIL	0	0.00	
TOTAL		0	0.00	



[Handwritten Signature]

BF INVESTMENT

(II)(a) Statement showing details of Depository Receipts (DRs)

Sr. No.	Type of outstanding DR (ADRs, GDRs, SDRs, etc.)	Number of outstanding DRs	Number of shares underlying outstanding DRs	Shares underlying outstanding DRs as a percentage of total number of shares {i.e., Grand Total (A)+(B)+(C) indicated in Statement at para (I)(a) above}
1	NIL	0	0	0.00
TOTAL				
		0	0	0.00



[Handwritten Signature]

BF INVESTMENT

(II)(b) Statement showing holding of Depository Receipts (DRs), where underlying shares held by "promoter/promoter group" are in excess of 1% of the total number of shares

Sr. No.	Name of the DR Holder	Type of outstanding DR (ADRs, GDRs, SDRs, etc.)	Number of shares underlying outstanding DRs	Shares underlying outstanding DRs as a percentage of total number of shares {i.e., Grand Total (A)+(B)+(C) indicated in Statement at para (D)(a) above}
1	NIL	0	0	0.00
TOTAL			0	0.00

