



BF UTILITIES

Introductory sub-table (I)(a)

| Name of the Company: BF UTILITIES LIMITED | | CIN : L40108PN2000PLC015323 | |
|---|-------------------------------|---|--|
| Scrip Code, Name of the scrip, class of security: 532430, BFUTILITIE, EQUITY | | | |
| Quarter ended: 31ST DECEMBER, 2014 | | | |
| Partly paid-up shares:- | No. of partly paid-up shares | As a % of total no. of partly paid-up shares | As a % of total no. of shares of the company |
| Held by promoter/promoter group | | #DIV/0! | 0 |
| Held by public | | #DIV/0! | 0 |
| Total | 0 | #DIV/0! | 0 |
| Outstanding convertible securities:- | No. of outstanding securities | As a % of total no. of outstanding convertible securities | As a % of total no. of shares of the company, assuming full conversion of the convertible securities |
| Held by promoter/promoter group | | #DIV/0! | 0 |
| Held by public | | #DIV/0! | 0 |
| Total | 0 | #DIV/0! | 0 |
| Warrants:- | No. of warrants | As a % of total no. of warrants | As a % of total no. of shares of the company, assuming full conversion of warrants |
| Held by promoter/promoter group | | #DIV/0! | 0 |
| Held by public | | #DIV/0! | 0 |
| Total | 0 | #DIV/0! | 0 |
| Total paid-up capital of the company, assuming full conversion of warrants and convertible securities | | 37667628 | |



BF UTILITIES



| Statement Showing Shareholding Pattern | | | | | | | | | | |
|--|--|------------------------|------------------------|--|---------------------------------------|----------------------------|--|-----------------------|--|--|
| Category code | Category of Shareholder | Number of Shareholders | Table (I)(a) | | | | Total shareholding as a percentage of total number of shares | | Shares Pledged or otherwise encumbered | |
| | | | Total number of shares | Number of shares held in dematerialized form | As a percentage of (A+B) ¹ | As a percentage of (A+B+C) | | | | |
| (I) | (II) | (III) | (IV) | (V) | (VI) | (VII) | (VIII) | (IX) = (VIII)/(V)*100 | | |
| (A) | Shareholding of Promoter and Promoter Group ² | | | | | | | | | |
| I | Indian | | | | | | | | | |
| (a) | Individuals/ Hindu Undivided Family | 8 | 103033 | 103025 | 0.27 | 0.27 | 0.00 | 0.00 | 0.00 | |
| (b) | Central Government/ State Government(s) | - | - | - | 0.00 | 0.00 | 0.00 | #DIV/0! | | |
| (c) | Bodies Corporate | 15 | 24621399 | 24621399 | 65.36 | 65.36 | 1851852 | 7.52 | | |
| (d) | Financial Institutions/ Banks | - | - | - | 0.00 | 0.00 | | #DIV/0! | | |
| (e) | Any Others(Specify) | - | - | - | 0.00 | 0.00 | | #DIV/0! | | |
| (e-i) | | | | | 0.00 | 0.00 | | #DIV/0! | | |
| (e-ii) | | | | | 0.00 | 0.00 | | #DIV/0! | | |
| | Sub Total(A)(1) | 23 | 24724432 | 24724424 | 65.64 | 65.64 | 1851852 | 7.49 | | |
| 2 | Foreign | | | | | | | | | |
| a | Individuals (Non-Residents Individuals/ Foreign Individuals) | - | - | - | 0.00 | 0.00 | | #DIV/0! | | |
| b | Bodies Corporate | - | - | - | 0.00 | 0.00 | | #DIV/0! | | |
| c | Institutions | - | - | - | 0.00 | 0.00 | | #DIV/0! | | |
| d | Qualified Foreign Investor | - | - | - | 0.00 | 0.00 | | #DIV/0! | | |
| e | Any Others(Specify) | - | - | - | 0.00 | 0.00 | | #DIV/0! | | |
| e-i | | | | | 0.00 | 0.00 | | #DIV/0! | | |
| e-ii | | | | | | | | | | |
| | Sub Total(A)(2) | 0 | 0 | 0 | 0.00 | 0.00 | 0 | #DIV/0! | | |
| | Total Shareholding of Promoter and Promoter Group (A) = (A)(1)+(A)(2) | 23 | 24724432 | 24724424 | 65.64 | 65.64 | 1851852 | 7.49 | | |


BF UTILITIES




| | | | | | | | | | |
|---|---|--------------|-----------------|-----------------|---------------|---------------|---------------|---------------|-------------|
| Public shareholding | | | | | | | | | |
| I Institutions | | | | | | | | | |
| (a) | Mutual Funds/ UTI | 10 | 136370 | 136200 | 0.36 | 0.36 | 0.36 | 0.36 | |
| (b) | Financial Institutions / Banks | 16 | 52639 | 50935 | 0.14 | 0.14 | 0.14 | 0.14 | 61.00 |
| (c) | Central Government/ State Government(s) | - | - | - | - | - | - | - | |
| (d) | Venture Capital Funds | - | - | - | - | - | - | - | |
| (e) | Insurance Companies | 1 | 31549 | 31549 | 0.08 | 0.08 | 0.08 | 0.08 | |
| (f) | Foreign Institutional Investors | 10 | 356372 | 356372 | 0.95 | 0.95 | 0.95 | 0.95 | |
| (g) | Foreign Venture Capital Investors | - | - | - | - | - | - | - | |
| (h) | Qualified Foreign Investor | - | - | - | - | - | - | - | |
| (i) | Any Other (specify) | - | - | - | - | - | - | - | |
| (i-i) | | | | | | | | | |
| (i-ii) | | | | | | | | | |
| | Sub-Total (B)(1) | 37 | 576930 | 575056 | 1.53 | 1.53 | 1.53 | 1.53 | 5.57 |
| B 2 Non-institutions | | | | | | | | | |
| (a) | Bodies Corporate | 818 | 4167755 | 2587502 | 11.06 | 11.06 | 11.06 | 11.06 | 13.30 |
| (b) | Individuals | | | | 0.00 | 0.00 | 0.00 | 0.00 | |
| | Individuals -i. Individual shareholders holding nominal share capital up to Rs 1 lakh | 36362 | 5805154 | 5021777 | 15.41 | 15.41 | 15.41 | 15.41 | 2.23 |
| | ii. Individual shareholders holding nominal share capital in excess of Rs. 1 lakh. | 25 | 1940669 | 1940669 | 5.15 | 5.15 | 5.15 | 5.15 | 0.00 |
| (c) | Qualified Foreign Investor | - | - | - | - | - | - | - | |
| (d) | Any Other (specify) | | | | 0.00 | 0.00 | 0.00 | 0.00 | |
| (d-i) | Clearing Member | 412 | 309415 | 309415 | 0.82 | 0.82 | 0.82 | 0.82 | 23.40 |
| (d-ii) | Foreign Portfolio Investor (Corporate) | 4 | 11548 | 11548 | 0.03 | 0.03 | 0.03 | 0.03 | 0.00 |
| (d-iii) | Non Resident Indian (Repat) | 202 | 92341 | 90500 | 0.25 | 0.25 | 0.25 | 0.25 | 0.00 |
| (d-iv) | Non Resident Indian (Non Repat) | 93 | 37464 | 34310 | 0.10 | 0.10 | 0.10 | 0.10 | 0.00 |
| (d-v) | Overseas Bodies Corporates | 1 | 350 | 350 | 0.00 | 0.00 | 0.00 | 0.00 | 0.00 |
| (d-vi) | Trusts | 8 | 1570 | 1570 | 0.00 | 0.00 | 0.00 | 0.00 | 0.00 |
| | Sub-Total (B)(2) | 37925 | 12366266 | 9997641 | 32.83 | 32.83 | 32.83 | 32.83 | 6.11 |
| (B) Total Public Shareholding (B)= | | | | | | | | | |
| | (B)(1)+(B)(2) | 37962 | 12943196 | 10572697 | 34.36 | 34.36 | 34.36 | 34.36 | 6.09 |
| TOTAL (A)+(B) | | | | | | | | | |
| | | 37985 | 37667628 | 35297121 | 100.00 | 100.00 | 100.00 | 100.00 | 7.01 |

BF UTILITIES

| Sr.No | Notes |
|-------|-------|
| 1 | |
| 2 | |
| 3 | |
| 4 | |
| 5 | |
| 6 | |
| 7 | |
| 8 | |
| 9 | |



BF UTILITIES



(1)(b) Statement showing holding of securities (including shares, warrants, convertible securities) of persons belonging to the category "Promoter and Promoter Group"


| Sr. No. | Name of the shareholder | Details of Shares held | | Encumbered shares (*) | | Details of warrants | | Details of convertible securities | | Total shares (including underlying shares assuming full conversion of warrants and convertible securities) as a % of diluted share capital |
|---------|--|------------------------|-----------------------------------|-----------------------|-----------------------------------|--|-------------------------|--|---------------------------------------|--|
| | | Number of shares held | As a % of grand total (A)+(B)+(C) | No. | As a percentage (V)=(V)/(iii)*100 | As a % of grand total (A)+(B)+(C) of sub-clause (I)(a) | Number of warrants held | As a % of total number of warrants of the same class | Number of convertible securities held | |
| | | (iii) | (iv) | (v) | (vi) | (vii) | (viii) | (ix) | (x) | (xi) |
| 1 | BABASAHEB NEELKANTH KALYANI -Promoter | 7204 | 0.02 | - | 0.00 | 0.00 | - | #DIV/0! | - | #DIV/0! |
| 2 | AJINKYA INVESTMENT AND TRADING COMPANY | 10292103 | 27.32 | - | 0.00 | 0.00 | - | #DIV/0! | - | #DIV/0! |
| 3 | KALYANI INVESTMENT COMPANY LIMITED | 6195046 | 16.45 | - | 0.00 | 0.00 | - | #DIV/0! | - | #DIV/0! |
| 4 | KSL HOLDINGS PRIVATE LIMITED | 4353472 | 11.56 | 1,851,852 | 42.54 | 4.92 | - | #DIV/0! | - | #DIV/0! |
| 5 | PIH FINVEST COMPANY LIMITED | 1424885 | 3.78 | - | 0.00 | 0.00 | - | #DIV/0! | - | #DIV/0! |
| 6 | BF INVESTMENT LIMITED | 1187903 | 3.15 | - | 0.00 | 0.00 | - | #DIV/0! | - | #DIV/0! |
| 7 | JANINHAVI INVESTMENT PRIVATE LIMITED | 458514 | 1.22 | - | 0.00 | 0.00 | - | #DIV/0! | - | #DIV/0! |
| 8 | SUNDARAM TRADING AND INVESTMENT PVT LTD | 211103 | 0.56 | - | 0.00 | 0.00 | - | #DIV/0! | - | #DIV/0! |
| 9 | RAJGAD TRADING COMPANY PVT.LTD. | 151674 | 0.40 | - | 0.00 | 0.00 | - | #DIV/0! | - | #DIV/0! |
| 10 | KALYANI CONSULTANTS PVT.LTD. | 149500 | 0.40 | - | 0.00 | 0.00 | - | #DIV/0! | - | #DIV/0! |
| 11 | DANDAKARANYA INVESTMENT AND TRADING PVT.LTD. | 93700 | 0.25 | - | 0.00 | 0.00 | - | #DIV/0! | - | #DIV/0! |
| 12 | CAMPANULA INVESTMENT & FINANCE PVT.LTD | 56189 | 0.15 | - | 0.00 | 0.00 | - | #DIV/0! | - | #DIV/0! |
| 13 | CORNFLOWER INVESTMENT & FINANCE PVT.LTD | 39600 | 0.11 | - | 0.00 | 0.00 | - | #DIV/0! | - | #DIV/0! |
| 14 | HASTINAPUR INVESTMENT &TRADING PVT.LTD | 4567 | 0.01 | - | 0.00 | 0.00 | - | #DIV/0! | - | #DIV/0! |
| 15 | DRONACHARYA INVESTMENT & TRADING PVT.LTD | 3143 | 0.01 | - | 0.00 | 0.00 | - | #DIV/0! | - | #DIV/0! |
| | Relatives of Promoters | | | | | | | | | |
| 16 | GAURISHANKAR NEELKANTH KALYANI | 63779 | 0.17 | - | 0.00 | 0.00 | - | #DIV/0! | - | #DIV/0! |
| 17 | AMIT BABASAHEB KALYANI | 28270 | 0.08 | - | 0.00 | 0.00 | - | #DIV/0! | - | #DIV/0! |
| 18 | ROHINI GAURISHANKAR KALYANI | 2000 | 0.01 | - | 0.00 | 0.00 | - | #DIV/0! | - | #DIV/0! |
| 19 | DR. MEERA KHENY | 700 | 0.00 | - | 0.00 | 0.00 | - | #DIV/0! | - | #DIV/0! |
| 20 | ASHOK KUMAR KHENY | 672 | 0.00 | - | 0.00 | 0.00 | - | #DIV/0! | - | #DIV/0! |
| 21 | SUGANDHA JAI HIREMATH | 400 | 0.00 | - | 0.00 | 0.00 | - | #DIV/0! | - | #DIV/0! |
| 22 | SULOCHANA NEELKANTH KALYANI Jointly Mr.B.N.Kalyani | 8 | 0.00 | - | 0.00 | 0.00 | - | #DIV/0! | - | #DIV/0! |
| | TOTAL | 24724432 | 65.64 | 1851852 | 7.49 | 4.92 | 0 | #DIV/0! | 0 | #DIV/0! |

(*) The term "encumbrance" has the same meaning as assigned to it in regulation 28(9) of the SAST Regulations, 2011

BF UTILITIES

(D)(d) Statement showing details of locked-in shares


| Sr. No. | Name of the shareholder | Number of locked-in shares | Locked-in shares as a percentage of total number of shares {i.e., Grand Total (A)+(B)+(C) indicated in Statement at para (D)(a) above} | Promoter / Promoter Group / Public |
|--------------|-------------------------|----------------------------|--|------------------------------------|
| 1 | NIL | - | 0.00 | - |
| | | | | |
| | | | | |
| | | | | |
| | | | | |
| | | 0 | 0.00 | |
| TOTAL | | | | |



BF UTILITIES

(II)(a) Statement showing details of Depository Receipts (DRs)

| Sr. No. | Type of outstanding DR (ADRs, GDRs, SDRs, etc.) | Number of outstanding DRs | Number of shares underlying outstanding DRs | Shares underlying outstanding DRs as a percentage of total number of shares {i.e., Grand Total (A)+(B)+(C) indicated in Statement at para (I)(a) above} |
|--------------|--|------------------------------|---|--|
| 1 | NIL | - | - | 0.00 |
| | | | | 0.00 |
| | | | | |
| | | | | |
| TOTAL | | 0 | 0 | 0.00 |



BF UTILITIES

(II)(b) Statement showing holding of Depository Receipts (DRs), where underlying shares held by "promoter/promoter group" are in excess of 1% of the total number of shares

| Sr. No. | Name of the DR Holder | Type of outstanding DR (ADRs, GDRs, SDRs, etc.) | Number of shares underlying outstanding DRs | Shares underlying outstanding DRs as a percentage of total number of shares {i.e., Grand Total (A)+(B)+(C) indicated in Statement at para (I)(a) above} |
|--------------|-----------------------|---|---|---|
| 1 | NIL | - | - | 0.00 |
| | | | | |
| | | | | |
| | | | | |
| | | | | |
| | | | | |
| | | | | |
| | | | | |
| | | | | |
| | | | | |
| | | | | |
| | | | | |
| | | | | |
| | | | | |
| | | | | |
| | | | | |
| | | | | |
| | | | | |
| | | | | |
| | | | | |
| TOTAL | | | 0 | 0.00 |

