



Introductory sub-table (I)(a)

Name of the Company: Bajaj Finserv Ltd.			
Scrip Code, Name of the scrip, class of security: 532978,BAJAJFINS,EQUITY			
Quarter ended: 31-DEC-2014			
Partly paid-up shares:-			
	No. of partly paid-up shares	As a % of total no. of partly paid-up shares	As a % of total no. of shares of the company
Held by promoter/promoter group		#DIV/0!	0
Held by public		#DIV/0!	0
Total	0	#DIV/0!	0
Outstanding convertible securities:-			
	No. of outstanding securities	As a % of total no. of outstanding convertible securities	As a % of total no. of shares of the company, assuming full conversion of the convertible securities
Held by promoter/promoter group		#DIV/0!	0
Held by public		#DIV/0!	0
Total	0	#DIV/0!	0
Warrants:-			
	No. of warrants	As a % of total no. of warrants	As a % of total no. of shares of the company, assuming full conversion of warrants
Held by promoter/promoter group		#DIV/0!	0
Held by public		#DIV/0!	0
Total	0	#DIV/0!	0
Total paid-up capital of the company, assuming full conversion of warrants and convertible securities			
	159125184		0



Statement Showing Shareholding Pattern


Category code	Category of Shareholder	Number of Shareholders	Table (I)(a)		Total shareholding as a percentage of total number of shares		Shares Pledged or otherwise encumbered	
			Total number of shares	Number of shares held in dematerialized form	As a percentage of (A+B) ¹	As a percentage of (A+B+C)	Number of shares	As a percentage
			(IV)	(V)	(VI)	(VII)	(VIII)	(IX) = (VIII)/(IV)*100
(I)	(II)	(III)	(IV)	(V)	(VI)	(VII)	(VIII)	(IX) = (VIII)/(IV)*100
(A)	Shareholding of Promoter and Promoter Group²							
1	Indian							
(a)	Individuals/ Hindu Undivided Family	40	8,300,905	8,300,905	5.22	5.22		
(b)	Central Government/ State Government(s)				0.00	0.00		0.00
(c)	Bodies Corporate	32	85,611,359	85,611,359	53.82	53.80		#DIV/0!
(d)	Financial Institutions/ Banks				0.00	0.00		0.00
(e)	Any Others(Specify)				0.00	0.00		#DIV/0!
(e-i)					0.00	0.00		#DIV/0!
(e-ii)					0.00	0.00		#DIV/0!
	Sub Total(A)(1)	72	93,912,264	93,912,264	59.03	59.02	0	0.00
2	Foreign							
a	Individuals (Non-Residents Individuals/ Foreign Individuals)				0.00	0.00		#DIV/0!
b	Bodies Corporate				0.00	0.00		#DIV/0!
c	Institutions				0.00	0.00		#DIV/0!
d	Qualified Foreign Investor				0.00	0.00		#DIV/0!
e	Any Others(Specify)				0.00	0.00		#DIV/0!
e-i					0.00	0.00		#DIV/0!
e-ii					0.00	0.00		#DIV/0!
	Sub Total(A)(2)				0.00	0.00	0	#DIV/0!
	Total Shareholding of Promoter and Promoter Group (A)= (A)(1)+(A)(2)	72	93,912,264	93,912,264	59.03	59.02	0	0.00
(B)	Public shareholding							
1	Institutions							
(a)	Mutual Funds/ UTI	45	6,446,487	6,445,612	4.05	4.05		
(b)	Financial Institutions/ Banks	27	68,226	57,831	0.04	0.04		
(c)	Central Government/ State Government(s)				0.00	0.00		
(d)	Venture Capital Funds				0.00	0.00		
(e)	Insurance Companies	22	5,452,055	5,451,755	3.43	3.43		
(f)	Foreign Institutional Investors	98	12,993,697	12,992,272	8.17	8.17		
(g)	Foreign Venture Capital Investors				0.00	0.00		
(h)	Qualified Foreign Investor				0.00	0.00		
(i)	Any Other (specify)				0.00	0.00		
(j)	Foreign Portfolio Investors	6	57,003	57,003	0.00	0.00		
(i-ii)					0.00	0.00		
(i-i)					0.00	0.00		
	Sub-Total (B)(1)	198	25,017,468	25,004,473	15.73	15.72		



B 2 Non-institutions							
(a)	Bodies Corporate						
(b)	Individuals	969	14,320,528	11,896,441	9.00	9.00	
I	i. Individual shareholders holding nominal share capital up to Rs 1 lakh	43,364	11,786,946	10,327,395	7.41	7.41	
II	ii. Individual shareholders holding nominal share capital in excess of Rs. 1 lakh.	152	13,131,496	7,592,501	8.25	8.25	
(c)	Qualified Foreign Investor				0.00	0.00	
(d)	Any Other (specify)				0.00	0.00	
(d-i)	Foreign Nationals	1	817	817	0.00	0.00	
(d-ii)	Non Resident Indians	867	704,972	692,462	0.44	0.44	
(d-iii)	Overseas Corporate Bodies	2	675	-	0.00	0.00	
(d-iv)	Foreign Bodies - DR	1	2,176	2,176	0.12	0.12	
(d-v)	Trust	10	185,191	185,191	0.01	0.01	
(d-vi)	Clearing Members	64	21,519	21,519	0.01	0.01	
	Sub-Total (B)(2)	45,430	40,154,320	30,718,502	25.24	25.23	
(B)	Total Public Shareholding (B) = (B)(1)+(B)(2)	45,628	65,171,788	55,722,975	40.97	40.96	
	TOTAL (A)+(B)	45,700	159,084,052	149,635,239	100.00	99.97	
(C)	Shares held by Custodians and against which Depository Receipts have been issued						
1	Promoter and Promoter Group				0.00		#DIV/0!
2	Public	1	41,132	41,132	0.03		
	Sub-Total (C)	1	41,132	41,132	0.03	0	
	GRAND TOTAL (A)+(B)+(C)	45,701	159,125,184	149,676,371	100.00	0	0.00




Sr.No	Notes
1	
2	
3	
4	
5	
6	
7	
8	
9	



(D)(b) Statement showing holding of securities (including shares, warrants, convertible securities) of persons belonging to the category "Promoter and Promoter Group"


Sr. No.	Name of the shareholder	Details of Shares held		Encumbered shares (*)			Details of warrants		Details of convertible securities		Total shares (including underlying shares assuming full conversion of warrants and convertible securities) as a % of diluted share capital
		Number of shares held	As a % of grand total (A)+(B)+(C)	No.	As a percentage	As a % of grand total (A)+(B)+(C) of sub-clause (I)(a)	Number of warrants held	As a % total number of warrants of the same class	Number of convertible securities held	As a % total number of convertible securities of the same class	
(i)	(ii)	(iii)	(iv)	(v)	(vi)=(v)/(iii)*100	(vii)	(viii)	(ix)	(x)	(xi)	(xii)
1	ANANT BAJAJ	497,107	0.31	0	0.00	0.00	0	#DIV/0!	0	#DIV/0!	0.31
2	DEEPA BAJAJ	11,675	0.01	0	0.00	0.00	0	#DIV/0!	0	#DIV/0!	0.01
3	GEETIKA BAJAJ	20,700	0.01	0	0.00	0.00	0	#DIV/0!	0	#DIV/0!	0.01
4	KIRAN BAJAJ	424,725	0.27	0	0.00	0.00	0	#DIV/0!	0	#DIV/0!	0.27
5	KRITI BAJAJ	39,500	0.02	0	0.00	0.00	0	#DIV/0!	0	#DIV/0!	0.02
6	KUMUD BAJAJ	533,434	0.34	0	0.00	0.00	0	#DIV/0!	0	#DIV/0!	0.34
7	MADHUR BAJAJ	933,716	0.59	0	0.00	0.00	0	#DIV/0!	0	#DIV/0!	0.59
8	MINAL BAJAJ	74,700	0.05	0	0.00	0.00	0	#DIV/0!	0	#DIV/0!	0.05
9	NEELIMA BAJAJ SWAMY	305,519	0.19	0	0.00	0.00	0	#DIV/0!	0	#DIV/0!	0.19
10	NIMISHA JAIPURIA	161,285	0.11	0	0.00	0.00	0	#DIV/0!	0	#DIV/0!	0.11
11	NIRAJ BAJAJ	1,390,938	0.87	0	0.00	0.00	0	#DIV/0!	0	#DIV/0!	0.87
12	NIRAVNAYAN BAJAJ	205,886	0.13	0	0.00	0.00	0	#DIV/0!	0	#DIV/0!	0.13
13	RAHULKUMAR BAJAJ	1,662,685	1.04	0	0.00	0.00	0	#DIV/0!	0	#DIV/0!	1.04
14	RAJIVNAYAN BAJAJ	3,450	0.00	0	0.00	0.00	0	#DIV/0!	0	#DIV/0!	0.00
15	RISHABNAYAN BAJAJ	9,400	0.01	0	0.00	0.00	0	#DIV/0!	0	#DIV/0!	0.01
16	SANJALI BAJAJ	10,100	0.01	0	0.00	0.00	0	#DIV/0!	0	#DIV/0!	0.01
17	SANJIVNAYAN BAJAJ	465,024	0.29	0	0.00	0.00	0	#DIV/0!	0	#DIV/0!	0.29
18	SHEFAI BAJAJ	11,000	0.01	0	0.00	0.00	0	#DIV/0!	0	#DIV/0!	0.01
19	SHEKHAR BAJAJ	701,440	0.44	0	0.00	0.00	0	#DIV/0!	0	#DIV/0!	0.44
20	SIDDHANTNAYAN BAJAJ	8,300	0.01	0	0.00	0.00	0	#DIV/0!	0	#DIV/0!	0.01
21	SUMAN JAIN	575,904	0.36	0	0.00	0.00	0	#DIV/0!	0	#DIV/0!	0.36
22	SUNAINA KEJRIWAL	235,437	0.15	0	0.00	0.00	0	#DIV/0!	0	#DIV/0!	0.15
23	BACHHRAJ AND COMPANY PRIVATE I	2,041,476	1.28	0	0.00	0.00	0	#DIV/0!	0	#DIV/0!	1.28
24	BACHHRAJ FACTORIES PRIVATE LIM	1,078,787	0.68	0	0.00	0.00	0	#DIV/0!	0	#DIV/0!	0.68
25	BAJAJ AUTO HOLDINGS LIMITED	209,005	0.13	0	0.00	0.00	0	#DIV/0!	0	#DIV/0!	0.13
26	BAJAJ HOLDINGS AND INVESTMENT I	62,314,214	39.16	0	0.00	0.00	0	#DIV/0!	0	#DIV/0!	39.16
27	BAJAJ SEVASHRAM PRIVATE LTD	2,355,606	1.48	0	0.00	0.00	0	#DIV/0!	0	#DIV/0!	1.48
28	BARODA INDUSTRIES PRIVATE LIMITE	919,001	0.58	0	0.00	0.00	0	#DIV/0!	0	#DIV/0!	0.58
29	HERCULES HOISTS LIMITED	92,063	0.06	0	0.00	0.00	0	#DIV/0!	0	#DIV/0!	0.06
30	THE HINDUSTAN HOUSING COMPANY	8,000	0.01	0	0.00	0.00	0	#DIV/0!	0	#DIV/0!	0.01
31	JAMNALAL SONS PRIVATE LIMITED	15,110,824	9.50	0	0.00	0.00	0	#DIV/0!	0	#DIV/0!	9.50
32	KAMALNAYAN INVESTMENT & TRADIN	61,200	0.04	0	0.00	0.00	0	#DIV/0!	0	#DIV/0!	0.04
33	MADHUR SECURITIES PVT LTD	40,700	0.03	0	0.00	0.00	0	#DIV/0!	0	#DIV/0!	0.03
34	NIRAJ HOLDINGS PVT LTD	10,300	0.01	0	0.00	0.00	0	#DIV/0!	0	#DIV/0!	0.01
35	RAHUL SECURITIES PVT LTD	143,900	0.09	0	0.00	0.00	0	#DIV/0!	0	#DIV/0!	0.09
36	RUPA EQUITIES PRIVATE LIMITED	137,400	0.09	0	0.00	0.00	0	#DIV/0!	0	#DIV/0!	0.09
37	SHEKHAR HOLDINGS PVT LTD	30,300	0.02	0	0.00	0.00	0	#DIV/0!	0	#DIV/0!	0.02
38	BAJAJ AUTO EMPLOYEES WELFARE F	1,008,021	0.63	0	0.00	0.00	0	#DIV/0!	0	#DIV/0!	0.63
39	BEL EMPLOYEES WELFARE FUND	53,460	0.03	0	0.00	0.00	0	#DIV/0!	0	#DIV/0!	0.03
TOTAL		93,912,264	59.02	0	0.00	0.00	0	#DIV/0!	0	#DIV/0!	59.02

(*) The term "encumbrance" has the same meaning as assigned to it in regulation 28(3) of the SAST Regulations, 2011



(I)(c)(i) Statement showing holding of securities (including shares, warrants, convertible securities) of persons belonging to the category "Public" and holding more than 1% of the total number of shares

Sr. No.	Name of the shareholder	Number of shares held	Shares as a percentage of total number of shares (i.e., Grand Total (A)+(B)+(C) indicated in Statement at para (I)(a) above}	Details of warrants		Details of convertible securities		Total shares (including underlying shares assuming full conversion of warrants and convertible securities) as a % of diluted share capital
				Number of warrants held	As a % total number of warrants of the same class	Number of convertible securities held	% w.r.t total number of convertible securities of the same class	
1	MIS JAYA HIND INVESTMENTS PRIVATE LIMITED	6,394,663	4.02	0	#DIV/0!	0	#DIV/0!	4.02
3	ICICI PRUDENTIAL FOCUSED BLUECHIP EQUIT FUND	5,473,809	3.44	0	#DIV/0!	1	#DIV/0!	3.44
2	LIFE INSURANCE CORPORATION OF INDIA	4,854,019	3.05	0	#DIV/0!	0	#DIV/0!	3.05
4	MAHARASHTRA SCOOTERS LIMITED	3,725,740	2.34	0	#DIV/0!	0	#DIV/0!	2.34
5	SIKKIM JANSEWA PRATISTHAN PVT LTD	2,912,953	1.27	0	#DIV/0!	0	#DIV/0!	1.27
8	ASHOKA PTE LTD	1,938,247	1.22	0	#DIV/0!	0	#DIV/0!	1.22
6	VALIANT MAURITIUS PARTNERS LIMITED	1,876,282	1.18	0	#DIV/0!	0	#DIV/0!	1.18
7	VALIANT MAURITIUS PARTNERS OFFSHORE LIMITED	1,772,362	1.11	0	#DIV/0!	0	#DIV/0!	1.11
TOTAL		28,048,075	17.63	0	#DIV/0!	1	#DIV/0!	17.63




(D)(c)(ii) Statement showing holding of securities (including shares, warrants, convertible securities) of persons (together with PAC) belonging to the category "Public" and holding more than 5% of the total number of shares of the company

Sr. No.	Name(s) of the shareholder(s) and the Persons Acting in Concert (PAC) with them	Number of shares	Shares as a percentage of total number of shares (i.e., Grand Total (A)+(B)+(C) indicated in Statement at para (D)(a) above)	Details of warrants		Details of convertible securities		Total shares (including underlying shares assuming full conversion of warrants and convertible securities) as a % of diluted share capital
				Number of warrants	As a % total number of warrants of the same class	Number of convertible securities held	% w.r.t total number of convertible securities of the same class	
1	NIL	0	0.00	0	#DIV/0!	0	#DIV/0!	0
TOTAL		0	0.00	0	#DIV/0!	0	#DIV/0!	0



(I)(d) Statement showing details of locked-in shares

Sr. No.	Name of the shareholder	Number of locked-in shares	Locked-in shares as a percentage of total number of shares (i.e., Grand Total (A)+(B)+(C) indicated in Statement at para (I)(a) above)
1	NIL	0	0.00
TOTAL		0	0.00



(II)(a) Statement showing details of Depository Receipts (DRs)

Sr. No.	Type of outstanding DR (ADRs, GDRs, SDRs, etc.)	Number of outstanding DRs	Number of shares underlying outstanding DRs	Shares underlying outstanding DRs as a percentage of total number of shares {i.e., Grand Total (A)+(B)+(C) indicated in Statement at para (I)(a) above}
1	GDR	1	41,132	0.03
TOTAL		1	41,132	0.03

