

**BARTRONICS INDIA LIMITED**  
CIN - L29309AP1990PLC011721

(D)(a) **Statement showing Shareholding Pattern**  
Name of the Company: **Bartronics India Limited**  
Scrip Code, Name of the Scrip, class of security: **532694 (BSE), BARTRONICS (NSE), EQUITY SHARES**  
Quarter ended: **31.12.2014**


Partly paid-up shares:-	No. of partly paid-up shares	As a % of total no. of partly paid-up shares	As a % of total no. of shares of the company
Held by promoter/promoter group	N.A.	N.A.	N.A.
Held by public	N.A.	N.A.	N.A.
<b>Total</b>	N.A.	N.A.	N.A.
<b>Outstanding convertible securities:-</b>	<b>No. of outstanding securities</b>	<b>As a % of total no. of outstanding convertible securities</b>	<b>As a % of total no. of shares of the company, assuming full conversion of the convertible securities</b>
Held by promoter/promoter group	N.A.	N.A.	N.A.
Held by public	N.A.	N.A.	N.A.
<b>Total</b>	N.A.	N.A.	N.A.
<b>Warrants:-</b>	<b>No. of warrants</b>	<b>As a % of total no. of warrants</b>	<b>As a % of total no. of shares of the company, assuming full conversion of Warrants</b>
Held by promoter/promoter group	N.A.	N.A.	N.A.
Held by public	N.A.	N.A.	N.A.
<b>Total</b>	N.A.	N.A.	N.A.
<b>Total paid-up capital of the company, assuming full conversion of warrants and convertible securities</b>	<b>34,048,861</b>	<b>-</b>	<b>-</b>

Category code	Category of Shareholder	Number of shareholders	Total number of shares	Number of shares held in dematerialized form	Total shareholding as a percentage of total number of shares		Number of Shares Pledged or otherwise encumbered	As a percentage (IX) = (VIII) / (IV) * 100
					As a percentage of (A+B)	As a percentage of (A+B+C)		
(I)	(II)	(III)	(IV)	(V)	(VI)	(VII)	(VIII)	(IX)
(A)	<b>Promoter and Promoter Group</b>							
1	<b>Indian</b>							
(a)	Individuals/Hindu Undivided Family	2	1,050,800	1,050,800	3.09	3.09	678,000.00	21.07
(b)	Central Government/ State Government(s)	-	-	-	-	-	-	-
(c)	Bodies Corporate	2	3,218,390	3,218,390	9.45	9.45	15,000	0.47
(d)	Financial Institutions/ Banks	-	-	-	-	-	-	-
(e)	Any Other (specify)	-	-	-	-	-	-	-
	<b>Sub-Total (A)(1)</b>	<b>4</b>	<b>4,269,190</b>	<b>4,269,190</b>	<b>12.54</b>	<b>12.54</b>	<b>-</b>	<b>16.23</b>



**BARTRONICS INDIA LIMITED**  
CIN - L29309AP1990PLC011721

2		Foreign													
(a)	Individuals (Non-Resident Individuals/ Foreign Individuals)														
(b)	Bodies Corporate	-	-	-	-	-	-	-	-	-	-	-	-	-	-
(c)	Institutions	-	-	-	-	-	-	-	-	-	-	-	-	-	-
(d)	Qualified Foreign Investor	-	-	-	-	-	-	-	-	-	-	-	-	-	-
(e)	Any Other (Specify)	-	-	-	-	-	-	-	-	-	-	-	-	-	-
	Sub-Total (A)(2)	-	-	-	-	-	-	-	-	-	-	-	-	-	-
	Total Shareholding of Promoter and Promoter Group (A) = (A)(1)+(A)(2)	4	4,269,190	4,269,190	12.54	12.54	693,000	16.23							
<b>(B) Public Shareholding</b>															
<b>I Institutions</b>															
(a)	Mutual Funds/ UFI	-	-	-	-	-	-	-	-	-	-	-	-	-	-
(b)	Financial Institutions/ Banks	2	1,085,203	1,085,203	3.19	3.19	-	-	-	-	-	-	-	-	-
(c)	Central Government/ State Government(s)	-	-	-	-	-	-	-	-	-	-	-	-	-	-
(d)	Venture Capital Funds	-	-	-	-	-	-	-	-	-	-	-	-	-	-
(e)	Insurance Companies	-	-	-	-	-	-	-	-	-	-	-	-	-	-
(f)	Foreign Institutional Investors	1	1,500	1,500	-	0.00	-	-	-	-	-	-	-	-	-
(g)	Foreign Venture Capital Investors	-	-	-	-	-	-	-	-	-	-	-	-	-	-
(h)	Qualified Foreign Investor	-	-	-	-	-	-	-	-	-	-	-	-	-	-
(i)	Any Other (Specify)	-	-	-	-	-	-	-	-	-	-	-	-	-	-
	Sub-Total (B)(1)	3	1,086,703	1,086,703	3.19	3.19	-	-	-	-	-	-	-	-	-
<b>B 2 Non-Institutions</b>															
(a)	Bodies Corporate	746	3,028,752	3,028,752	8.90	8.90	-	-	-	-	-	-	-	-	-
(b)	Individuals -														
I	i. Individual shareholders holding nominal share capital up to Rs. 1 lakh.	49,558	18,340,636	18,340,636	53.87	53.87	-	-	-	-	-	-	-	-	-
II	ii. Individual shareholders holding nominal share capital in excess of Rs. 1 lakh.	197	5,440,491	5,440,491	15.98	15.98	-	-	-	-	-	-	-	-	-
(c)	Qualified Foreign Investor	-	-	-	-	-	-	-	-	-	-	-	-	-	-
(d)	Foreign Body Corporate	1	500	500	0.00	0.00	-	-	-	-	-	-	-	-	-
(d1)	Cleaning Members	72	174,617	174,617	0.51	0.51	-	-	-	-	-	-	-	-	-
(d2)	NRI	939	1,706,422	1,706,422	5.01	5.01	-	-	-	-	-	-	-	-	-
(d3)	OCBs	1	100	-	8,112.61	0.00	-	-	-	-	-	-	-	-	-
(d4)	Trust	4	1,450	1,450	0.00	0.00	-	-	-	-	-	-	-	-	-
(d5)	GDR	-	-	-	-	-	-	-	-	-	-	-	-	-	-
	Sub-Total (B)(2)	51,518	28,692,868	28,692,868	84.27	84.27	-	-	-	-	-	-	-	-	-
	Total Public Shareholding (B) = (B1 + B2)	51,521	29,779,571	29,779,571	87.46	87.46	-	-	-	-	-	-	-	-	-
	TOTAL (A) + (B)	51,525	34,048,861	34,048,761	100.00	100.00	693,000	2.04							



**BARTRONICS INDIA LIMITED**  
CIN - L29309AP1990PLC011721

(C)	Shares held by Custodians and against which Depository Receipts have been issued.								
(1)	Promoter and Promoter Group								
(2)	Public								
	Sub-Total (C)								
	<b>GRAND TOTAL (A)+(B)+(C)</b>	51,525	34,048,861	34,048,761	100.00	100.00	693,000	2.04	

(IXB)	Statement showing Shareholding securities (including shares, warrants, convertible securities) of persons belonging to the category "Promoter and Promoter Group"	Details of Shares held		Encumbered Shares (*)			Details of Warrants		Details of convertible securities			Total shares (including underlying shares assuming full conversion of warrants and convertible securities) as a % of diluted share capital
Sl. No.	Name of the shareholder	Number of Shares held	As a % of grand total (A)+(B)+(C)	No.	As a Percentage (VD) = (V)/III*100	As a % of grand total (A+B+C) of sub-clause (D) (a)	Number of Warrants held	As a % of total number of warrants of the same class	Number of convertible securities held	As a % of total number of convertible securities of the same class	(XII)	
(I)	(II)	(III)	(IV)	(V)	(VI)	(VII)	(VIII)	(IX)	(X)	(XI)		
1	Shri A.B.Satyavas Reddy	1,050,797	3.09	678,000.00	15.88	1.99	0.00	N.A.	N.A.	N.A.	3.09	
2	Shri Nihar K Oza	3	0.00	-	-	-	-	N.A.	N.A.	N.A.	0.00	
3	M/s Satya Straps & Packing Technologies Limited	1,018,390	2.99	15,000	0.35	0.04	-	N.A.	N.A.	N.A.	2.99	
4	M/s Info tech Infm & Trading Pvt	2200000	6.46	-	-	-	-	N.A.	N.A.	N.A.	6.46	
	<b>TOTAL</b>	<b>4,269,190</b>	<b>12.54</b>	<b>693,000</b>	<b>16.23</b>	<b>2.04</b>	<b>-</b>	<b>N.A.</b>	<b>N.A.</b>	<b>N.A.</b>	<b>12.54</b>	



**BARTRONICS INDIA LIMITED**  
CIN - L29309AP1990PLC011721

(1)(c)(i) Statement showing holding of securities (including shares, warrants, convertible securities) of persons belonging to the category "Public" and holding more than 1% of the total number of shares


Sr. No.	Name of the shareholder	Number of shares held	Shares as a percentage of total number of shares i.e., Grand Total (A)+(B)+(C) indicated in Statement at para (1)(a) above)	Details of warrants held		Details of convertible securities held		% w.r.t. total number of convertible securities of the same class	Total shares (including underlying shares assuming full conversion of convertible securities) as a % of diluted share capital
				Number of warrants held	As a % of total number of warrants of the same class	Number of convertible securities held	As a % of total number of convertible securities		
1	Indian Overseas Bank	665500	1.95	N.A.	N.A.	N.A.	N.A.	N.A.	1.95
2	Naman Finance & Investment Pvt Ltd	441919	1.30	N.A.	N.A.	N.A.	N.A.	N.A.	1.30
3	SICOM Limited	419703	1.23	N.A.	N.A.	N.A.	N.A.	N.A.	1.23
4	Sudhir Sunder Rao	468996	1.38	N.A.	N.A.	N.A.	N.A.	N.A.	1.38
		1,996,118	5.86						5.86

(1)(c)(ii) Statement showing holding of securities (including shares, warrants, convertible securities) of persons (together with PAC) belonging to

Sr. No.	Name(s) of the shareholder(s) and the Persons Acting in Concert (PAC) with them	Number of shares held	Shares as a percentage of total number of shares i.e., Grand Total (A)+(B)+(C)	Details of warrants held		Details of convertible securities held		Total shares (including underlying shares assuming full conversion of convertible securities) as a % of diluted share capital
				Number of warrants held	As a % of total number of warrants of the same class	Number of convertible securities held	As a % of total number of convertible securities	
NIL								
TOTAL								
NIL								

(1)(d) Statement showing details of Locked-in shares

Sr.No	Name of the Shareholder	Number of Locked-in shares	Locked-in shares as a percentage of total
1	NIL		0.00
TOTAL			0.00



**BARTRONICS INDIA LIMITED**  
**CIN - L29309AP1990PLC011721**


(D)(a) Statement showing details of Depository Receipts (DRs)

Sr.No.	Type of outstanding DR (ADRs, GDRs, SDRs, etc.)	Number of outstanding DRs	Number of shares underlying outstanding DRs	Shares underlying outstanding DRs as a
TOTAL				
		0		

(D)(b) Statement showing holding of Depository Receipts (DRs), where underlying shares held by Promoter/promoter group, are in excess of 1% of the total number of shares

Sr.No.	Name of the DR Holder	Type of outstanding DR (ADRs, GDRs, SDRs)	Number of shares underlying outstanding DRs	Shares underlying outstanding DRs as a
TOTAL				
			0	

Thanking you,

Yours faithfully,  
**For BARTRONICS INDIA LIMITED**  
  
**SUDHIRRAO**  
**MANAGING DIRECTOR**

