


CLAUSE 35
Introductory sub-table (I) (a)

NAME OF THE COMPANY : BINNY LIMITED
 SCRIP CODE : 514215 , NAME OF THE SCRIP : , CLASS OF SECURITY : EQUITY
 QUARTER ENDED :
 SHAREHOLDING PATTERN AS ON : 31-Dec-2014

Partly paid-up shares:-	No. of partly paid-up shares	As a % of total no. of partly paid-up shares	As a % of total no. of shares of the company
Held by promoter/promoter group			
Held by public			
Total - D			

Outstanding convertible securities:-	No. of outstanding securities	As a % of total no. of outstanding convertible securities	As a % of total no. of shares of the company, assuming full conversion of the convertible securities
Held by promoter/promoter group			
Held by public			
Total - E			

Warrants:-	No. of warrants	As a % of total no. of warrants	As a % of total no. of shares of the company, assuming full conversion of warrants
Held by promoter/promoter group			
Held by public			
Total - F			
Total paid-up capital of the company, assuming full Conversion of warrants and convertible securities	22319410		

For BINNY LIMITED

T. KRISHNAMURTHY
 Chief Financial Officer & Company Secretary




CLAUSE 35
Introductory sub-table (I) (a)

NAME OF THE COMPANY : BINNY LIMITED
 SCRIP CODE : 514215 , NAME OF THE SCRIP : BINNY LTD. , CLASS OF SECURITY : EQUITY
 QUARTER ENDED :
 SHAREHOLDING PATTERN AS ON : 31-Dec-2014

STATEMENT SHOWING SHAREHOLDING PATTERN
TABLE (I) (a)

CATE GORY CODE	CATEGORY OF SHARE HOLDER	NO.OF HOLDERS	TOTAL NO.OF SHARES	SHARES IN DEMAT (V)	TOTAL SHAREHOLDING AS A PERCENTAGE OF TOTAL NUMBER OF SHARES		SHARES PLEDGED OR OTHERWISE ENCUMBERED	
					AS A % OF (A+B) (VI)	AS A % OF (A+B+C) (VII)	Number of shares (VIII)	As a percentage (IX)= (VIII)/(IV)*100
(I)	(II)	(III)	(IV)	(V)	(VI)	(VII)	(VIII)	(IX)
A. SHAREHOLDING OF PROMOTER AND PROMOTER GROUP								
1. INDIAN								
a.	INDIVIDUALS/HINDU UNDIVIDED FAMILY	4	11390110	11390110	51.0323	51.0323	9774310	85.8140
b.	CENTRAL GOVERNMENT/ STATE GOVERNMENT(S)	0	0	0	0.0000	0.0000	0	0.0000
c.	BODIES CORPORATE	7	5279207	5273457	23.6529	23.6529	1615017	30.5920
d.	FINANCIAL INSTITUTIONS/ BANKS	0	0	0	0.0000	0.0000	0	0.0000
e.	ANY OTHER							
SUB - TOTAL (A) (1)		11	16669317	16663567	74.6852	74.6852	11389327	68.3250
2. FOREIGN								
a.	INDIVIDUALS (NON- RESIDENT INDIVIDUALS/ FOREIGN INDIVIDUALS)	0	0	0	0.0000	0.0000	0	0.0000
b.	BODIES CORPORATE	0	0	0	0.0000	0.0000	0	0.0000
c.	INSTITUTIONS	0	0	0	0.0000	0.0000	0	0.0000
d.	QUALIFIED FOREIGN INVESTOR	0	0	0	0.0000	0.0000	0	0.0000
e.	ANY OTHER							
SUB - TOTAL (A) (2)		0	0	0	0.0000	0.0000	0	0.0000
TOTAL SHARE HOLDING OF PROMOTER AND PROMOTER GROUP (A) = (A) (1)+(A) (2)		11	16669317	16663567	74.6852	74.6852	11389327	68.3250




CLAUSE 35
Introductory sub-table (I) (a)

NAME OF THE COMPANY : BINNY LIMITED , CLASS OF SECURITY : EQUITY
SCRIP CODE : 514215 , NAME OF THE SCRIP : BINNY LTD.
QUARTER ENDED :
SHAREHOLDING PATTERN AS ON : 31-Dec-2014

STATEMENT SHOWING SHAREHOLDING PATTERN
TABLE (I) (a)

CATE GORY CODE	CATEGORY OF SHARE HOLDER	NO.OF HOLDERS	TOTAL NO.OF SHARES	SHARES IN DEMAT	TOTAL SHAREHOLDING AS A PERCENTAGE OF TOTAL NUMBER OF SHARES		SHARES PLEDGED OR OTHERWISE ENCUMBERED	
					AS A % OF (A+B) (VI)	AS A % OF (A+B+C) (VII)	Number of shares (VIII)	As a percentage (IX)= (VIII)/(IV)*100
(I)	(II)	(III)	(IV)	(V)	(VI)	(VII)	(VIII)	(IX)
B. PUBLIC SHAREHOLDING								
1. INSTITUTIONS								
a.	MUTUAL FUNDS/UTI	0	0	0	0.0000	0.0000	NA	NA
b.	FINANCIAL INSTITUTIONS/ BANKS	15	982260	971000	4.4009	4.4009	NA	NA
c.	CENTRAL GOVERNMENT/ STATE GOVERNMENT(S)	4	368590	0	1.6514	1.6514	NA	NA
d.	VENTURE CAPITAL FUNDS	0	0	0	0.0000	0.0000	NA	NA
e.	INSURANCE COMPANIES	2	452747	452747	2.0284	2.0284	NA	NA
f.	FOREIGN INSTITUTIONAL INVESTORS	0	0	0	0.0000	0.0000	NA	NA
g.	FOREIGN VENTURE CAPITAL INVESTORS	0	0	0	0.0000	0.0000	NA	NA
h.	QUALIFIED FOREIGN INVESTOR	0	0	0	0.0000	0.0000	NA	NA
i.	ANY OTHER							
SUB - TOTAL (B) (1)		21	1803597	1423747	8.0808	8.0808	NA	NA




CLAUSE 35
Introductory sub-table (I) (a)


NAME OF THE COMPANY : BINNY LIMITED
 SCRIP CODE : 514215 , NAME OF THE SCRIP : BINNY LTD. , CLASS OF SECURITY : EQUITY
 QUARTER ENDED :
 SHAREHOLDING PATTERN AS ON : 31-Dec-2014

STATEMENT SHOWING SHAREHOLDING PATTERN
TABLE (I) (a)

CATE GORY CODE	CATEGORY OF SHARE HOLDER	NO.OF HOLDERS	TOTAL NO.OF SHARES	SHARES IN DEMAT	TOTAL SHAREHOLDING AS A PERCENTAGE OF TOTAL NUMBER OF SHARES		SHARES PLEDGED OR OTHERWISE ENCUMBERED	
					AS A % OF (A+B) (VI)	AS A % OF (A+B+C) (VII)	Number of shares (VIII)	As a percentage (IX)= (VIII)/(IV)*100
(I)	(II)	(III)	(IV)	(V)	(VI)	(VII)	(VIII)	(IX)
2. NON-INSTITUTIONS								
a.	BODIES CORPORATE	167	206774	114284	0.9264	0.9264	NA	NA
b.	INDIVIDUALS -							
	I INDIVIDUAL SHAREHOLDERS HOLDING NOMINAL SHARE CAPITAL UPTO RS. 1 LAKH	9138	1741057	552590	7.8006	7.8006	NA	NA
	II INDIVIDUAL SHAREHOLDERS HOLDING NOMINAL SHARE CAPITAL IN EXCESS OF RS. 1 LAKH	19	1366887	1346437	6.1242	6.1242	NA	NA
c.	QUALIFIED FOREIGN INVESTOR	0	0	0	0.0000	0.0000	NA	NA
d.	ANY OTHER							
	CLEARING MEMBERS	33	15157	15157	0.0679	0.0679	NA	NA
	HINDU UNDIVIDED FAMILIES	51	48720	48720	0.2182	0.2182	NA	NA
	NON RESIDENT INDIANS	54	467861	452721	2.0962	2.0962	NA	NA
	TRUSTS	1	40	40	0.0001	0.0001	NA	NA
		139	531778	516638	2.3825	2.3825	NA	NA
SUB - TOTAL (B) (2)		9463	3846496	2529949	17.2338	17.2338	NA	NA
TOTAL PUBLIC SHAREHOLDING (B) = (B) (1) + (B) (2)		9484	5650093	3953696	25.3147	25.3147	NA	NA
TOTAL (A) + (B)		9495	22319410	20617263	100.0000	100.0000	11389327	51.0287



CATEGORY CODE	CATEGORY OF SHARE HOLDER	NO.OF HOLDERS	TOTAL NO.OF SHARES	SHARES IN DEMAT	TOTAL SHAREHOLDING AS A PERCENTAGE OF TOTAL NUMBER OF SHARES	SHARES PLEDGED OR OTHERWISE ENCUMBERED	Number of shares (VIII)	As a percentage (IX)= (VIII)/(IV)*100
(I)	(II)	(III)	(IV)	(V)	AS A % OF (A+B) (VI)	AS A % OF (A+B+C) (VII)		
C. SHARES HELD BY CUSTODIANS AND AGAINST WHICH DEPOSITORY RECEIPTS HAVE BEEN ISSUED								
	Promoter and Promoter Group	0	0	0	0.0000	0.0000	NA	NA
	Public	0	0	0	0.0000	0.0000	NA	NA
	TOTAL CUSTODIAN (C)	0	0	0	0.0000	0.0000	NA	NA
GRAND TOTAL (A)+(B)+(C)								
		9495	22319410	20617263		100.0000	11389327	51.0287

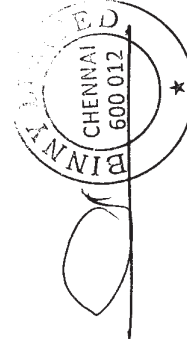


BINNY LIMITED

(I) (b) Statement showing holding of securities (including shares, warrants, convertible securities) of persons belonging to the category "Promoter and Promoter Group"

- 31-Dec-2014


Sr.No	Name of the shareholder	Details of Shares held				Encumbered shares (*)				Details of warrants				Details of convertible securities				Total shares (including underlying shares assuming full conversion of warrants and convertible securities) as a % of diluted share capital (XII)
		No. of Shares held	As a % of grand total (A)+(B)+(C)	No. of Shares held	As a % of grand total (A)+(B)+(C)	As a % of grand total (A)+(B)+(C)	As a % of sub-clause (I) (a)	Number of warrants held	As a % total number of warrants of the same class	Number of convertible securities held	As a % total number of convertible securities of the same class	Number of convertible securities held	As a % total number of convertible securities of the same class	Number of convertible securities held	As a % total number of convertible securities of the same class			
(I)	(II)	(III)	(IV)	(V)	(VI) = (V) / ((III)*100	(VII)	(VIII)	(IX)	(X)	(XI)	(XII)							
1	TIGERS FARMS PVT LTD	5750	0.0257	0	0.0000	0.0000	0	0.0000	0	0.0000	0	0.0000	0	0.0000	0.0257			
2	SHEETALA CREDIT AND HOLDINGS PRIVATE LIMITED	850000	3.8083	0	0.0000	0.0000	0	0.0000	0	0.0000	0	0.0000	0	0.0000	3.8083			
3	SATIJJU CREDIT AND HOLDINGS PRIVATE LIMITED	840000	3.7635	0	0.0000	0.0000	0	0.0000	0	0.0000	0	0.0000	0	0.0000	3.7635			
4	TWENTIETH CENTURY-APCO LEASING PRIVATE LIMITED	288440	1.2923	0	0.0000	0.0000	0	0.0000	0	0.0000	0	0.0000	0	0.0000	1.2923			
5	RAJAT CHAKRA CREDIT AND HOLDINGS PRIVATE LIMITED	840000	3.7635	0	0.0000	0.0000	0	0.0000	0	0.0000	0	0.0000	0	0.0000	3.7635			
6	CALCOM CREDIT AND HOLDINGS PRIVATE LIMITED	840000	3.7635	0	0.0000	0.0000	0	0.0000	0	0.0000	0	0.0000	0	0.0000	3.7635			
7	ARTHOS BREWERIES LIMITED	1615017	7.2359	1615017	100.0000	7.2359	0	0.0000	0	0.0000	0	0.0000	0	0.0000	7.2359			
8	INATE NANSHA	810800	3.6327	0	0.0000	0.0000	0	0.0000	0	0.0000	0	0.0000	0	0.0000	3.6327			
9	RAJALAKSHMI N	578000	2.5896	0	0.0000	0.0000	0	0.0000	0	0.0000	0	0.0000	0	0.0000	2.5896			
10	ARVIND NANDAGOPAL	800000	3.5843	800000	100.0000	3.5843	0	0.0000	0	0.0000	0	0.0000	0	0.0000	3.5843			
11	NANDAGOPAL M	9201310	41.2255	8974310	97.5329	40.2085	0	0.0000	0	0.0000	0	0.0000	0	0.0000	41.2255			
	TOTAL	16669317	74.6852	11389327	68.3250	51.0287	0	0.0000	0	0.0000	0	0.0000	0	0.0000	74.6852			



BINNY LIMITED

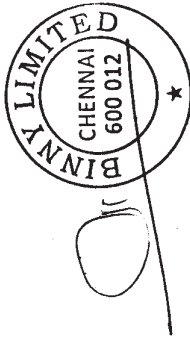
(I) (c) (i) Statement showing holding of securities (including shares, warrants, convertible securities) of persons belonging to the category "Public" and holding more than 1% of the total number of shares - 31-Dec-2014

Sr.No	Name of the shareholder	No. of Shares held	Shares as a percentage of total number of shares (i.e., Grand Total (A)+(B)+(C) indicated in Statement at para (i) (a) above)	Details of warrants			Details of convertible securities			Total shares (including underlying shares assuming full conversion of warrants and convertible securities) as a % of diluted share capital
				Number of warrants held	As a % of total number of warrants of the same class	Number of convertible securities held	% w.r.t total convertible securities of the same class	Number of convertible securities held	% w.r.t total convertible securities of the same class	
1	GOVERNOR OF TAMIL NADU	340940	1.5275	0	0.0000	0	0.0000	0	0.0000	1.5275
2	SAKTHIVEL J	286000	1.2813	0	0.0000	0	0.0000	0	0.0000	1.2813
3	SADAYAVEL KALLASAM	436000	1.9534	0	0.0000	0	0.0000	0	0.0000	1.9534
4	LIFE INSURANCE CORPORATION OF INDIA	452347	2.0266	0	0.0000	0	0.0000	0	0.0000	2.0266
5	RAMANATHAN SRINIVASAN	436000	1.9534	0	0.0000	0	0.0000	0	0.0000	1.9534
6	STATE BANK OF INDIA	971000	4.3504	0	0.0000	0	0.0000	0	0.0000	4.3504
	TOTAL	2522287	13.0930	0	0.0000	0	0.0000	0	0.0000	13.0930



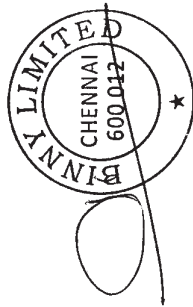
BINNY LIMITED
 (1) (d) STATEMENT SHOWING DETAILS OF LOCKED-IN SHARES -31-Dec-2014

SL.NO	NAME OF THE SHARE HOLDER	NUMBER OF LOCKED-IN SHARES	LOCKED-IN SHARES AS AT		Promoter / Promoter Group / Public
			OF TOTAL NUMBER OF SHARES	{i.e., GRAND TOTAL	
			(A)+(B)+(C)	INDICATED IN STATEMENT AT PARA (I) (a) ABOVE}	
		NIL			



BINNY LIMITED
 (II) (a) STATEMENT SHOWING DETAILS OF DEPOSITORY RECEIPTS (DRs) - 31-Dec-2014

SL.NO	TYPE OF OUTSTANDING DR (ADRs, GDRs, SDRs, etc.)	NUMBER OF OUTSTANDING DRs	NUMBER OF SHARES UNDERLYING OUTSTANDING DRs	SHARES UNDERLYING OUTSTANDING DRs AS A % OF TOTAL NUMBER OF SHARES (i.e., GRAND TOTAL (A)+(B)+(C) INDICATED IN STATEMENT AT PARA (I) (a) ABOVE}
	NIL			



BINNY LIMITED

(II) (b) STATEMENT SHOWING HOLDING OF DEPOSITORY RECEIPTS (DRs), WHERE UNDERLYING SHARES HELD BY PROMOTER/PROMOTER GROUP ARE IN EXCESS OF 1% OF THE TOTAL NUMBER OF SHARES - 31-Dec-2014

SL.NO	NAME OF THE DR HOLDER	TYPE OF OUTSTANDING DR (ADRs, GDRs, SDRs, etc.)	NUMBER OF SHARES UNDERLYING DRs AS A % OF TOTAL NUMBER OF UNDERLYING SHARES (i.e., GRAND TOTAL OUTSTANDING DRs	SHARES UNDERLYING OUTSTANDING DRs AS A % OF TOTAL NUMBER OF UNDERLYING SHARES (i.e., GRAND TOTAL OUTSTANDING DRs	STATEMENT AT PARA (I) (a) ABOVE}
—	—	—	—	—	—
NIL					

