



(I)(a) Statement showing Shareholding Pattern

Name of the Company:
Scrip Code, Name of the scrip,
class of security:-
Quarter ended:

BUTTERFLY GANDHIMATHI APPLIANCES LIMITED
517421, Butterfly Gandhimathi Appliances Limited,
Equity Shares of Face Value Rs. 10/-
31st December, 2014

Partly paid-up shares:-	No. of partly paid-up shares	As a % of total no. of partly paid-up shares	As a % of total no. of shares of the Company
Held by Promoter/ Promoter Group	N.A	N.A	N.A
Held by Public	N.A	N.A	N.A
Total			
Outstanding convertible securities:-	No. of outstanding securities	As a % of total no. of outstanding convertible securities	As a % of total no. of shares of the Company, assuming full conversion of the convertible securities
Held by Promoter/ Promoter Group	N.A	N.A	N.A
Held by Public	N.A	N.A	N.A
Total			
Warrants:-	No. of warrants	As a % of total no. of warrant	As a % of total no. of shares of the Company, assuming full conversion of Warrants
Held by Promoter/ Promoter Group	N.A	N.A	N.A
Held by Public	N.A	N.A	N.A
Total			
Total paid-up capital of the Company, assuming full conversion of warrants and convertible securities	Rs. 17,87,95,510/- (Rupees Seventeen Crores Eighty Seven Lakhs Ninety Five Thousand Five Hundred and Ten only), consisting of 1,78,79,551 Equity Shares of Rs. 10/- each.		



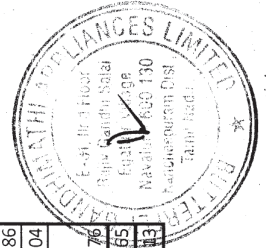


Category		Category of Shareholder	Number of Share holders	Total number of shares	Number of shares held in dematerialized form	Total shareholding as a percentage of (A+B) ^(vi) of total number of shares	As a percentage of (A+B) ^(vii) of (A+B) ^(viii)	Number of Shares (IX) = (VIII)/(IV)*100	Shares Pledged or otherwise encumbered	
(i)		(ii)	(iii)	(iv)	(v)	(vi)	(vii)	(viii)	(ix)	
(A)		Shareholding of Promoter and Promoter Group ²								
1		Indian								
(a)		Individuals/ Hindu Undivided Family								
(b)		Central Government/ State Government(s)								
(c)		Bodies Corporate								
(d)		Financial Institutions/ Banks								
(e-i)		Any Other (Specify)								
(e-ii)										
2		Foreign								
(a)		Individuals (Non-Residents Individuals/ Foreign Individuals)								
(b)		Bodies Corporate								
(c)		Institutions								
(d)		Qualified Foreign Investor								
(e-i)		Any Other (Specify)								
(e-ii)										
Sub Total(A)(1)		23	1164478	1164478	0	65.13	65.13	0	0.00	
(B)		Public shareholding								
1		Institutions								
(a)		Mutual Funds/ UTI								
(b)		Financial Institutions/ Banks								
(c)		Central Government/ State Government(s)								
(d)		Venture Capital Funds								
(e)		Insurance Companies								
(f)		Foreign Institutional Investors								
(g)		Foreign Venture Capital Investors								
(h)		Qualified Foreign Investor								
(i)		Any Other (Specify)								
(i-i)		RELIANCE ALTERNATIVE INVESTMENT FUND - Private Equity Scheme - I (Acting through Reliance Alternative Investments Services Pvt Ltd)								
Sub-Total (B)(1)		8	3103252	3103252	0	17.36	17.36	0.00	0.00	
2		Non-institutions								
(a)		Bodies Corporate								
(b)		Individuals								
I		Individuals - I: Individual shareholders holding nominal share capital up to Rs 1 lakh								
II		Individual shareholders holding nominal share capital in excess of Rs. 1 lakh.								
(i)		13102	1981962	1115878	11.09	11.09	11.09			
(ii)		25	695017	695017	3.89	3.89	3.89			
(c)		97	73892	71589	0.41	0.41	0.41			
(d-i)										
(d-ii)										
Sub-Total (B)(2)		13440	3131521	2259680	17.51	17.52	17.52	0.00	0.00	
(B)		Total Public Shareholding (B) = (B)(1)+(B)(2)								
Sub-Total (A)+(B)		13471	17879551	17005680	100.00	100.00	100.00	0	0.00	
(C)		Shares held by Custodians and against which Depository Receipts have been issued								
1		Promoter and Promoter Group								
2		Public								
GRAND TOTAL (A)+(B)+(C)		13471	17879551	17005680	100.00	100.00	100.00	0	0.00	

(I)(b) Statement showing Shareholding of persons belonging to the category "Promoter and Promoter Group"

I.PROMOTER


Sr. No.	Name of the shareholder	Total Shares Held		Shares pledged or otherwise encumbered		Details of warrants		Details of convertible securities		Total shares (including underlying shares assuming full conversion of warrants and convertible securities) as a % of diluted share capital
		Number of shares	percentage of shares (i.e., Grand Total (A)+(B)+(C) IV)	Number of shares	As a percentage VI=(V)/(III)*100	Number of warrants	As a % total number of warrants of the same class	Number of convertible securities held	% w.r.t total convertible securities of the same class	
1	V. M. SESHADRI	1251673	7.00							7.00
2	V. M. LAKSHMI NARAYANAN	1000965	5.60							5.60
3	V. M. BALASUBRAMANIAM	570130	3.19							3.19
4	V. M. GANGADHARAM	494083	2.76							2.76
5	V. M. KUMARASAN	487804	2.73							2.73
6	V. M. K. MANGALAM	218947	1.22							1.22
7	V. M. B. UNNAMALAI	217750	1.22							1.22
8	V. M. L. SHENBAGA LAKSHMI	217750	1.22							1.22
9	V. M. G. SIVAKAMI	217750	1.22							1.22
10	V. M. S. KARPAGAM	217750	1.22							1.22
11	V. M. L. KARTHIKEYAN	76700	0.43							0.43
12	GANDHIMATHI A	64500	0.36							0.36
13	V. M. S. NAMASIVAYAM	16495	0.09							0.09
14	GANGADHARAM VISWANATHAN	11300	0.06							0.06
15	V. M. L. SENTHILNATHAN	11055	0.06							0.06
16	V. M. L. KARTHIKEYAN	5000	0.03							0.03
17	SELVAMUTHUKUMARAN V M S	4800	0.03							0.03
18	V. M. G. MAYURESAN	3311	0.02							0.02
19	V. M. S. KUMARAGURU	2000	0.01							0.01
20	V. M. S. KUMARAGURU	1350	0.01							0.01
	TOTAL	5091113	28.47	0.00	0.00	0.00	0.00	0.00	0.00	28.47
	I.PROMOTER GROUP									0.00
1	BUTTERFLY MARKETING PVT. LTD	2835000	15.86							15.86
2	LLM APPLIANCES LIMITED	3046565	17.04							17.04
3	BUTTERFLY CONSTRUCTIONS LIMITED	672100	3.76							3.76
	TOTAL	6553665	36.65	0.00	0.00	0.00	0.00	0.00	0.00	36.65
	GRAND TOTAL I-II	11644778	65.13	0.00	0.00	0.00	0.00	0.00	0.00	65.13



(I)(c)(i) Statement showing Shareholding of persons belonging to the category "Public" and holding more than 1% of the total number of shares

Sr. No.	Name of the shareholder	Number of shares	Shares as a percentage of total number of shares {i.e., Grand Total (A)+(B)+(C) indicated in Statement at para (I)(a) above}	Details of warrants		Details of convertible securities		Total shares (including underlying shares assuming full conversion of warrants and convertible securities) as a % of diluted share capital
				Number of warrants	As a % total number of warrants of the same class	Number of convertible securities held	% w.r.t total number of convertible securities of the same class	
1	SBI TAX ADVANTAGE FUND - SERIES I	374407	2.09	NIL	NIL			2.09
2	RELiance ALTERNATIVE INVESTMENT FUND - Private Equity Scheme - I (Acting through Reliance Alternative Investments Services Pvt Ltd)	2451000	13.71	NIL	NIL			13.71
TOTAL		2825407	15.80	0	0	0	0	15.80


4



(1)(c)(ii) Statement showing holding of securities (including shares, warrants, convertible securities) of persons (together with PAC) belonging to the category "Public" and holding more than 5% of the total number of shares of the company

Sr. No.	Name(s) of the shareholder(s) and the Persons Acting in Concert (PAC) with them	Number of shares	Shares as a percentage of total number of shares (i.e., Grand Total (A)+(B)+(C) indicated in Statement at para (1)(a) above)	Details of warrants			Details of convertible securities		Total shares (including underlying shares assuming full conversion of warrants and convertible securities) as a % of diluted share capital
				Number of warrants	As a % total number of warrants of the same class	Number of convertible securities held	% w.r.t total number of convertible securities of the same class		
1	RELiance ALTERNATIVE INVESTMENT FUND - Private Equity Scheme - I (Acting through Reliance Alternative Investments Services Pvt Ltd)	2451000	13.71	NIL	NIL	NIL	NIL	13.71	
TOTAL		2451000	13.71	0	0	0	0	13.71	

5





Sr. No.	Name of the shareholder	Number of Locked-in shares	Locked-in shares as a percentage of total number of shares (i.e., Grand Total (A)+(B)+(C) indicated in Statement at para (l)(a) above)
(1)(d) Statement showing details of locked-in shares NIL (as on 31.12.2014)			

(II)(a) Statement showing details of Depository Receipts (DRs)			
Sr. No.	Type of outstanding DR (ADRs, GDRs, SDRs, etc.)	Number of outstanding DRs	Number of shares underlying outstanding DRs
		NIL	
			Shares underlying outstanding DRs as a percentage of total number of shares {i.e., Grand Total (A)+(B)+(C) indicated in Statement at para (I)(a) above}
			0.00
			0.00
			0.00
TOTAL		0	0



7

<u>(II)(b) Statement showing Holding of Depository Receipts (DRs), where underlying shares are in excess of 1% of the total number of shares.</u>			
Sr. No.	Name of the DR Holder	Type of outstanding DR (ADRs, GDRs, SDRs, etc.)	Number of shares underlying outstanding DRs
		NIL	
			0
TOTAL			0.00
			0.00
			0.00

