

Name of the Company :CAMBRIDGE TECHNOLOGY ENTERPRISES LIMITED

Scrip Code:532801		CAMBRIDGE TECHNOLOGY ENTERPRISES LIMITED	
Quarter Ended: DEC'2014			
Partly Paid-up Shares:	No.of Partly Paid-up Shares:	As a % of total No. of partly paid-up Shares	As a % of total No. of shares of the company
Held by promoter/promoter group	0	0	0
Held by Public	0	0	0
TOTAL:	0	0	0
Outstanding Convertible Securites:	No. of outstanding Securities	As a % of total No. of outstanding convertible securities	As a % of total No. of shares of the company, assuming full conversion of the convertible securities
Held by promoter/promoter group	0	0	0
Held by Public	0	0	0
TOTAL:	0	0	0
Warrants:	No. of Warrants	As a % of total No. of Warrants	As a % of total No. of shares of the company, assuming full conversion of warrants
Held by promoter/promoter group	0	0	0
Held by Public	0	0	0
TOTAL:	0	0	0
Total paid-up capital of the company, assuming full conversion of warrants and convertible securities		19631015	

For CAMBRIDGE TECHNOLOGY ENTERPRISES LTD.




V. Ramana Reddy
CFO & Company Secretary

Table 1 (a) - Statement Showing Share Holding Pattern

Category code	Category of Shareholder	Number of Shareholders	Total Number of shares	Number of shares held in dematerialised form	Total shareholding as a percentage of total number of shares		Shares pledged or otherwise encumbered	
					As a Percentage of (A+B)1	As a Percentage of (A+B+C)	Number of Shares	As a percentage
(I)	(II)	(III)	(IV)	(V)	(VI)	(VII)	(VII)	(IX)=(VIII)/(IV)* 100
(A)	Shareholding of Promoter and Promoter Group							
	1 Indian							
(a)	Individuals/Hindu Undivided Family	0	0	0	0	0	0	0
(b)	Central Government/State Government(s)	0	0	0	0	0	0	0
(c)	Bodies Corporate	0	0	0	0	0	0	0
(d)	Financial Institutions/Banks	0	0	0	0	0	0	0
(e)	Any Others(Specify)	0	0	0	0	0	0	0
(e-i)	Mutual Funds	0	0	0	0	0	0	0
(e-ii)	Trusts	0	0	0	0	0	0	0
	Sub Total (A)1	0	0	0	0	0	0	0
	2 Foreign							
(a)	Individuals (Non Resident Indians/Foreign Individuals)	0	0	0	0	0	0	0
(b)	Bodies Corporate	1	9209693	9209693	46.91	46.91	0	0
(c)	Institutions	0	0	0	0	0	0	0
(d)	Qualified Foreign Investor	0	0	0	0	0	0	0
(e)	Any Others(Specify)	0	0	0	0	0	0	0
(e-i)	Overseas Corporate Bodies	0	0	0	0	0	0	0
(e-ii)		0	0	0	0	0	0	0
	Sub Total (A)2	1	9209693	9209693	46.91	46.91	0	0
	Total Shareholding of Promoter and Promoter Group (A)=(A)1+(A)2	1	9209693	9209693	46.91	46.91	0	0
(B)	Public Shareholding							
	1 Institutions							
(a)	Mutual Funds/UTI	0	0	0	0	0	0	0
(b)	Financial Institutions/Banks	0	0	0	0	0	0	0
(c)	Central Government/State Government(s)	0	0	0	0	0	0	0
(d)	Venture Capital Funds	0	0	0	0	0	0	0
(e)	Insurance Companies	0	0	0	0	0	0	0
(f)	Foreign Institutional Investors	0	0	0	0	0	0	0
(g)	Foreign Venture Capital Investors	0	0	0	0	0	0	0
(h)	Qualified Foreign Investor	0	0	0	0	0	0	0
(i)	Any Others(Specify)	0	0	0	0	0	0	0
(i-i)	Foreign Companies	2	57381	0	0.29	0.29	0	0
(i-ii)		0	0	0	0	0	0	0
	Sub Total (B)1	2	57381	0	0.29	0.29	0	0
	B2 Non-institutions							
(a)	Bodies Corporate	111	679328	679328	3.46	3.46	0	0
(b)	Individuals							
(i)	Individual shareholders holding nominal share capital upto Rs.1 lakh	6629	2691535	2690325	13.71	13.71	0	0
(ii)	Individual shareholders holding nominal share capital in excess of Rs.1 lakh	39	2675120	2675120	13.63	13.63	0	0
(c)	Qualified Foreign Investor	0	0	0	0	0	0	0
(d)	Any Others(Specify)							
(d-i)	Non Resident Indians	52	1734666	1187690	8.84	8.84	0	0
(d-ii)	Overseas Corporate Bodies	2	2366520	2056600	12.06	12.06	0	0
(d-iii)	Trusts	0	0	0	0	0	0	0
(d-iv)	Employees	0	0	0	0	0	0	0
(d-v)	Clearing Members	52	66515	66515	0.34	0.34	0	0
(d-vi)	Foreign Nationals	33	150257	0	0.77	0.77	0	0
(d-vii)	Foreign Portfolio Investor (Individuals)	0	0	0	0	0	0	0
(d-viii)	Foreign Portfolio Investor (Corporate)	0	0	0	0	0	0	0
	Sub Total (B)2	6918	10363941	9355578	52.79	52.79	0	0
	Total Public Shareholding (B)=(B)1+(B)2	6920	10421322	9355578	53.09	53.09	0	0
	Total (A)+(B)	6921	19631015	18565271	100	100	0	0
	Shares held by Custodians and against Depository Receipts have been issued							
(C)	1 Shareholding of Promoter and Promoter Group	0	0	0	0	0	0	0
	2 Public Shareholding	0	0	0	0	0	0	0
	Grand Total (A)+(B)+(C)	6921	19631015	18565271	100	100	0	0

CTE_Patt_20141231

For CAMBRIDGE TECHNOLOGY ENTERPRISES LTD




V. Ramana Reddy
CFO & Company Secretary

(i)(b) Statement showing holding of securities (including shares, warrants, convertible securities) of persons belonging to the category "Promoter and Promoter Group"


Sr No	Name of the Shareholders	Details of Shares held		Encumbered shares(*)			Details of warrants		Details of convertible securities		Total shares (including underlying shares of warrants and convertible securities) as a % of diluted share capital
		Number of Shares	As a % of grand Total (A)+B)+(C)	Number	As a Percentage (VI)= (V)/III*100	As a % of grand total (A)+(B)+(C) of sub-clause (i)(e)	Number of warrants held	As a % total number of warrants of the same class	Number of Convertible securities held	As a % total number of securities of the same class	
(i)	(ii)	(iii)	(iv)	(v)	(vi)= (v)/iii*100	(vii)	(viii)	(ix)	(x)	(xi)	(xii)
	1 CLOUD COMPUTING LLC	9209693	46.91	0	0	0	0	0	0	0	46.91
	Total:	9209693	46.91	0	0	0	0	0	0	0	46.91

(*) The term "encumbrance" has the same meaning as assigned to it in regulation 28(3) of the SAST Regulations, 2011.

For CAMBRIDGE TECHNOLOGY ENTERPRISES LTD.

V. Ramana Reddy
CFO & Company Secretary

(I) C (i) Statement showing holding of securities (including shares, warrants, convertible securities) of persons belonging to the category "Public" and holding more than 1% of the total number of shares

Sr No	Name of the Shareholders	Number of Shares held	Shares as a percentage of total number of shares (i.e., Grand Total (A)+(B)+(C) indicated in Statement at para (i)(a) above)	Details of warrants		Details of convertible securities		Total shares (including underlying shares of warrants and convertible securities) as a % of diluted share capital
				Number of warrants held	As a % total number of warrants of the same class	Number of Convertible securities held	As a % total number of securities of the same class	
1	SMARTSHIFT AG	2056600	10.48	0	0	0	0	10.48
2	SAROSH KERSIE WAGHMAR	630160	3.21	0	0	0	0	3.21
3	RAYMOND J LANE	500000	2.55	0	0	0	0	2.55
4	BHASKAR C PANIGRAHI	454423	2.31	0	0	0	0	2.31
5	D R SWAROOP - TRUSTEE	454031	2.31	0	0	0	0	2.31
6	MASTER CAPITAL SERVICES LTD	445149	2.27	0	0	0	0	2.27
7	DEVINDER PRAKASH KALRA	393000	2	0	0	0	0	2
8	GIRISH RAJESHWAR CHAITANYA	341690	1.74	0	0	0	0	1.74
9	OURVOX HOLDINGS LLC	309920	1.58	0	0	0	0	1.58
10	SURESH GADALEY	200000	1.02	0	0	0	0	1.02
	Total:	5784973	29.47	0	0	0	0	29.47

For CAMBRIDGE TECHNOLOGY ENTERPRISES LTD.

V. Ramana Reddy
CFO & Company Secretary

(I)(C)(ii) Statement showing holding of securities (including shares, warrants, convertible securities) of persons (together with PAC) belonging to the category "Public" and holding more than 5% of the total number of shares of the company

Sr No	Name(s) of the Shareholder(s) and Persons Acting in Concert (PAC) with them	Number of Shares held	Shares as a percentage of total number of shares (i.e., Grand Total (A)+(B)+(C) indicated in Statement at para (I)(a) above)	Details of warrants		Details of convertible securities		Total shares (including underlying shares of warrants and convertible securities) as a % of diluted share capital
				Number of warrants held	As a % total number of warrants of the same class	Number of Convertible securities held	As a % total number of securities of the same class	
1	SMARTSHIFT AG	2056600	10.48	0	0	0	0	10.48
	Total:	2056600	10.48	0	0	0	0	10.48


For CAMBRIDGE TECHNOLOGY ENTERPRISES LTD.


V. Ramalingam
CFO & Company Secretary

(I) (d) Statement showing details of locked-in shares

Sr No	Name of the Shareholders	Number of Shares	Shares as a percentage of total number of shares (i.e., Grand Total (A)+(B)+(C) indicated in Statement at para (I)(a) above)	Promoter / Promoter Group / Public
Total:		0	0	


For CAMBRIDGE TECHNOLOGY ENTERPRISES LTD



V. Ramana Reddy
CFO & Company Secretary

(II)(a) Statement showing details of Depository Receipts (DRs)

Sr No	Type of outstanding DR (ADRs, GDRs, SDRs, etc.)	Number of outstanding DRs	Number of Shares underlying outstanding DRs	Shares underlying outstanding DRs as a percentage of total number of shares (i.e., Grand Total (A)+(B)+(C) indicated in Statement at para (I)(a) above)
		0	0	0
Total:		0	0	0

For CAMBRIDGE TECHNOLOGY ENTERPRISES LTD.

 V. Ramana Reddy
 CFO & Company Secretary

(III) (a) Statement showing the voting pattern of shareholders if more than one class of shares/securities is issued by the issuer. Give description of voting rights for each class of security
 Class X: Equity
 Class Y: Not Applicable
 Class Z: Not Applicable

Category code	Category of Shareholder	Number of Voting Rights held in each class of securities			Total Voting Rights (III+IV+V) (VI)	Total Voting Rights i.e. (VI)	
		Class X (III)	Class Y (IV)	Class Z (V)		As a percentage of (A+B) (VII)	As a percentage of (A+B+C) (VIII)
(A)	Shareholding of Promoter and Promoter Group						
1	Indian						
(a)	Individuals/Hindu Undivided Family	0	0	0	0	0	0
(b)	Central Government/State Government(s)	0	0	0	0	0	0
(c)	Bodies Corporate	0	0	0	0	0	0
(d)	Financial Institutions/Banks	0	0	0	0	0	0
(e)	Any Others(Specify)	0	0	0	0	0	0
(e-i)	Mutual Funds	0	0	0	0	0	0
(e-ii)	Trusts	0	0	0	0	0	0
	Sub Total (A)(1)	0	0	0	0	0	0
2	Foreign						
(a)	Individuals (Non Resident Indians/Foreign Individuals)*	0	0	0	0	0	0
(b)	Bodies Corporate	9209693	0	0	9209693	46.91	46.91
(c)	Institutions	0	0	0	0	0	0
(d)	Qualified Foreign Investor	0	0	0	0	0	0
(e)	Any Others(Specify)	0	0	0	0	0	0
(e-i)	Overseas Corporate Bodies	0	0	0	0	0	0
(e-ii)		0	0	0	0	0	0
	Sub Total (A)(2)	9209693	0	0	9209693	46.91	46.91
	Total Shareholding of Promoter and Promoter Group (A)=(A)(1)+(A)(2)	9209693	0	0	9209693	46.91	46.91
(B)	Public Shareholding						
1	Institutions						
(a)	Mutual Funds/UTI	0	0	0	0	0	0
(b)	Financial Institutions/Banks	0	0	0	0	0	0
(c)	Central Government/State Government(s)	0	0	0	0	0	0
(d)	Venture Capital Funds	0	0	0	0	0	0
(e)	Insurance Companies	0	0	0	0	0	0
(f)	Foreign Institutional Investors	0	0	0	0	0	0
(g)	Foreign Venture Capital Investors	0	0	0	0	0	0
(h)	Qualified Foreign Investor	0	0	0	0	0	0
(i)	Any Others(Specify)	0	0	0	0	0	0
(i-i)	Foreign Companies	57381	0	0	57381	0.29	0.29
(i-ii)		0	0	0	0	0	0
	Sub Total (B)(1)	57381	0	0	57381	0.29	0.29
B2	Non-institutions						
(a)	Bodies Corporate	679328	0	0	679328	3.46	3.46
(b)	Individuals						
(i)	Individual shareholders holding nominal share capital upto Rs.1 lakh	2691535	0	0	2691535	13.71	13.71
(ii)	Individual shareholders holding nominal share capital in excess of Rs.1 lakh	2675120	0	0	2675120	13.63	13.63
(c)	Qualified Foreign Investor	0	0	0	0	0	0
(d)	Any Others(Specify)	0	0	0	0	0	0
(d-i)	Non Resident Indians	1734666	0	0	1734666	8.84	8.84
(d-ii)	Overseas Corporate Bodies	2366520	0	0	2366520	12.06	12.06
(d-iii)	Trusts	0	0	0	0	0	0
(d-iv)	Employees	0	0	0	0	0	0
(d-v)	Clearing Members	66515	0	0	66515	0.34	0.34
(d-vi)	Foreign Nationals	150257	0	0	150257	0.77	0.77
(d-vii)	Foreign Portfolio Investor (Individuals)	0	0	0	0	0	0
(d-viii)	Foreign Portfolio Investor (Corporate)	0	0	0	0	0	0
	Sub Total (B)(2)	10363941	0	0	10363941	52.79	52.79
	Total Public Shareholding (B)=(B)(1)+(B)(2)	10421322	0	0	10421322	53.09	53.09
	Total (A)+(B)	19631015	0	0	19631015	100	100
(C)	Shares held by Custodians and against Depository Receipts have been issued						
1	Shareholding of Promoter and Promoter Group	0	0	0	0	0	0
2	Public Shareholding	0	0	0	0	0	0
	Grand Total (A)+(B)+(C)	19631015	0	0	19631015	100	100

CTE_Patt_20141231

For CAMBRIDGE TECHNOLOGY ENTERPRISES LTD.


 V. Ramana Reddy
 CFO & Company Secretary