

Introductory sub-table (I)(a)

Name of the Company: CHOWGULE STEAMSHIPS LIMITED			
Scrip Code, Name of the scrip, class of security: 501833, CHOWGST, Equity			
Quarter ended: 31.12.2014			
Partly paid-up shares:-	No. of partly paid-up shares	As a % of total no. of partly paid-up shares	As a % of total no. of shares of the company
Held by promoter/promoter group	0	0	0
Held by public	0	0	0
Total - D	0	0	0
Outstanding convertible securities:-	No. of outstanding securities	As a % of total no. of outstanding convertible securities	As a % of total no. of shares of the company, assuming full conversion of the convertible securities
Held by promoter/promoter group	0	0	0
Held by public	0	0	0
Total - E	0	0	0
Warrants:-	No. of warrants	As a % of total no. of warrants	As a % of total no. of shares of the company, assuming full conversion of warrants
Held by promoter/promoter group	0	0	0
Held by public	0	0	0
Total - F	0	0	0
Total paid-up capital of the company, assuming full conversion of warrants and convertible securities			36308425

Statement Showing Shareholding Pattern

Category code	Category of Shareholder	Number of Shareholders	Table I(a)				Shares Pledged or otherwise encumbered	
			Total number of shares	Number of shares held in dematerialized form	Total shareholding as a percentage of total number of shares		Number of shares	As a percentage
					As a percentage of(A+B) ¹	As a percentage of (A+B+C)		
(I)	(II)	(III)	(IV)	(V)	(VI)	(VII)	(VIII) = (VIII)/(IV)*	
(A)	Shareholding of Promoter and Promoter Group²							
1	Indian							
(a)	Individuals/ Hindu Undivided Family	29	3899078	2421332	10.74	10.74	0	0.00
(b)	Central Government/ State Government(s)	0	0	0	0.00	0.00	0	0.00
(c)	Bodies Corporate	4	17265682	17237932	47.55	47.55	0	0.00
(d)	Financial Institutions/ Banks	0	0	0	0.00	0.00	0	0.00
(e)	Any Others(Specify)	0	0	0	0.00	0.00	0	0.00
(e-i)								
(e-ii)								
	Sub Total(A)(1)	33	21164760	19659264	58.29	58.29	0	0.00
2	Foreign							
a	Individuals (Non-Residents Individuals/ Foreign Individuals)	9	1511884	0	4.16	4.16	0	0.00
b	Bodies Corporate	1	2260843	2260843	6.23	6.23	0	0.00
c	Institutions	0	0	0	0.00	0.00	0	0.00
d	Any Others(Specify)	0	0	0	0.00	0.00	0	0.00
d-i								
d-ii								
	Sub Total(A)(2)	10	3772727	2260843	10.39	10.39	0	0.00
	Total Shareholding of Promoter and Promoter Group (A)= (A)(1)+(A)(2)	43	24937487	21920107	68.68	68.68	0	0.00

Statement Showing Shareholding Pattern

Category code	Category of Shareholder	Number of Shareholders	Table (I)(a)		Total shareholding as a percentage of total number of shares		Shares Pledged or otherwise encumbered	
			Total number of shares	Number of shares held in dematerialized form	As a percentage of (A+B) ¹	As a percentage of (A+B+C)	Number of shares	As a percentage
(I)	(II)	(III)	(IV)	(V)	(VI)	(VII)	(VIII)	= (VIII)/(IV)*
(B)	Public shareholding							
I	Institutions							
(a)	Mutual Funds/ UTI	5	10423		0.03	0.03	0	0.00
(b)	Financial Institutions ² Banks	24	6540	124	0.02	0.02	0	0.00
(c)	Central Government/ State Government(s)	0	0	0	0.00	0.00	0	0.00
(d)	Venture Capital Funds	0	0	0	0.00	0.00	0	0.00
(e)	Insurance Companies	6	2950	0	0.01	0.01	0	0.00
(f)	Foreign Institutional Investors	0	0	0	0.00	0.00	0	0.00
(g)	Foreign Venture Capital Investors	0	0	0	0.00	0.00	0	0.00
(h)	Any Other (specify)	0	0	0	0.00	0.00	0	0.00
(h-i)								
(h-ii)								
	Sub-Total (B)(1)	35	19913	124	0.05	0.05	0	0
B 2	Non-institutions							
(a)	Bodies Corporate	313	717951	691721	1.98	1.98	0	0.00
(b)	Individuals				0.00	0.00	0	0.00
I	Individuals -i. Individual shareholders holding nominal share capital up to Rs 1 lakh	23216	5869239	4499615	16.16	16.16	0	0.00
II	ii. Individual shareholders holding nominal share capital in excess of Rs. 1 lakh.	98	4320496	4232748	11.90	11.90	0	0.00
(c)	Any Other (specify)						0	0.00
(c-i)	Clearing Members	51	102213	102213	0.28	0.28	0	0.00
(c-ii)	Trust	6	65833	65833	0.18	0.18	0	0.00
(c-iii)	Non Resident Indians (Repatriable)	49	242671	242671	0.67	0.67	0	0.00
(c-iv)	Non Resident Indians (Non Repatriable)	47	30772	27928	0.08	0.08	0	0.00
(c-v)	Overseas Bodies Corporates	3	1850	0	0.01	0.01		
	Sub-Total (B)(2)	23783	11351025	9862729	31.26	31.26	0	0

Statement Showing Shareholding Pattern

Statement Showing Shareholding Pattern									
Category code	Category of Shareholder	Number of Shareholders	Table (I)(a)			Shares Pledged or otherwise encumbered			
			Total number of shares	Number of shares held in dematerialized form	Total shareholding as a percentage of total number of shares		Number of shares	As a percentage	
					As a percentage of (A+B)	As a percentage of (A+B+C)			
(I)	(II)	(III)	(IV)	(V)	(VI)	(VII)	(VIII)	= (VIII)/(IV)*	
(B)	Total Public Shareholding (B)= (B)(1)+(B)(2)	23818	11370938	9862853	31.32	31.32	0	0	
	TOTAL (A)+(B)	23861	36308425	31782960	100.00	100.00	0	0	
(C)	Shares held by Custodians and against which Depository Receipts have been issued								
1	Promoter and Promoter Group	0	0	0	0	0	0	0.00	
2	Public	0	0	0	0	0	0	0.00	
	Sub-Total (C)	0	0	0	0	0	0	0	
	GRAND TOTAL (A)+(B)+(C)	23861	36308425	31782960	100.00	100.00	0	0	

(1)(b) Statement showing holding of securities (including shares, warrants, convertible securities) of persons belonging to the category "Promoter and Promoter Group"

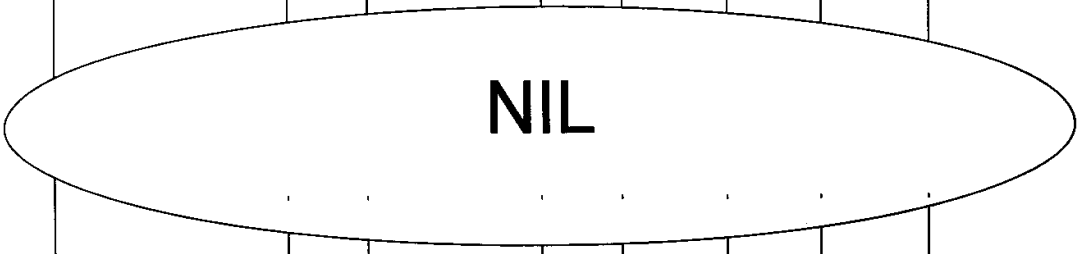
Sr. No.	Name of the shareholder	Details of Shares held		Encumbered shares (*)			Details of warrants		Details of convertible securities		Total shares (including underlying shares assuming full conversion of warrants and convertible securities) as a % of diluted
		Number of shares held	As a % of grand total (A)+(B)+(C)	No.	As a percentage	As a % of grand total (A)+(B)+(C) of sub-clause (1)(a)	Number of warrants held	As a % total number of warrants of the same class	Number of convertible securities held	As a % total number of convertible securities of the same class	
(i)	(ii)	(iii)	(iv)	(v)	(vi)=(v)/(iii)*100	(vii)	(viii)	(ix)	(x)	(xi)	(xii)
1	ANJALI PRATAP SHIRKE	303125	0.8348	0	0.00	0.00	0	0.00	0	0.00	0.83
2	ANITA PRATAP SHIRKE YURAVLIKER	303125	0.8348	0	0.00	0.00	0	0.00	0	0.00	0.83
3	ANITA PRATAP SHIRKE YURAVLIKER	19250	0.053	0	0.00	0.00	0	0.00	0	0.00	0.05
4	ARTI PRATAP SHIRKE DORIGO	303125	0.8348	0	0.00	0.00	0	0.00	0	0.00	0.83
5	ARTI PRATAP SHIRKE DORIGO	19250	0.053	0	0.00	0.00	0	0.00	0	0.00	0.05
6	VISHWASRAO DATTAJI CHOWGULE	119000	0.3277	0	0.00	0.00	0	0.00	0	0.00	0.33
7	LAXMANRAO DATTAJI CHOWGULE	271250	0.747	0	0.00	0.00	0	0.00	0	0.00	0.75
8	LAXMANRAO DATTAJI CHOWGULE	34895	0.0961	0	0.00	0.00	0	0.00	0	0.00	0.10
9	INDIRABAI LAXMANRAO CHOWGULE	173250	0.4771	0	0.00	0.00	0	0.00	0	0.00	0.48
10	CHOWGULE SURESH LAXMANRAO	55125	0.1518	0	0.00	0.00	0	0.00	0	0.00	0.15
11	RAMESH LAXMANRAO CHOWGULE	31500	0.0867	0	0.00	0.00	0	0.00	0	0.00	0.09
12	CHOWGULE SATISH LAXMANRAO	8567	0.0236	0	0.00	0.00	0	0.00	0	0.00	0.02
13	DILIP LAXMANRAO CHOWGULE	61067	0.1681	0	0.00	0.00	0	0.00	0	0.00	0.17
14	YESHWANTRAO DATTAJI CHOWGULE	46200	0.1272	0	0.00	0.00	0	0.00	0	0.00	0.13
15	ASHOK VISHWASRAO CHOWGULE	24675	0.0679	0	0.00	0.00	0	0.00	0	0.00	0.07
16	CHOWGULE REAL ESTATE &	27750	0.0764	0	0.00	0.00	0	0.00	0	0.00	0.08
17	JAGDEEP YESHWANTRAO CHOWGULE	195125	0.5374	0	0.00	0.00	0	0.00	0	0.00	0.54
18	NISHIKANT SHIVAJIRAO CHOWGULE	92	0.0002	0	0.00	0.00	0	0.00	0	0.00	0.00
19	PRATAP BABURAO SHIRKE	287500	0.7918	0	0.00	0.00	0	0.00	0	0.00	0.79
20	PRATAP BABURAO SHIRKE	86850	0.2392	0	0.00	0.00	0	0.00	0	0.00	0.24
21	SARITA PRATAP SHIRKE	71374	0.1985	0	0.00	0.00	0	0.00	0	0.00	0.20
22	SURESH LAXMANRAO CHOWGULE	89250	0.2456	0	0.00	0.00	0	0.00	0	0.00	0.25
23	SARITA PRATAP SHIRKE	118285	0.3257	0	0.00	0.00	0	0.00	0	0.00	0.33
24	SHEELA YESHWANTRAO CHOWGULE	115000	0.3167	0	0.00	0.00	0	0.00	0	0.00	0.32
25	VIDHYA MILIND VERNEKAR	117000	0.3222	0	0.00	0.00	0	0.00	0	0.00	0.32
26	YESHWANTRAO D CHOWGULE	60000	0.1652	0	0.00	0.00	0	0.00	0	0.00	0.17
27	YESHWANTRAO D CHOWGULE	60000	0.1652	0	0.00	0.00	0	0.00	0	0.00	0.17
28	YESHWANTRAO D CHOWGULE	15750	0.0433	0	0.00	0.00	0	0.00	0	0.00	0.04
29	CHOWGULE AND COMPANY PRIVATE LIMITED	115337	0.3176	0	0.00	0.00	0	0.00	0	0.00	0.32
30	JAYWANT YESHWANTRAO CHOWGULE	64750	0.1783	0	0.00	0.00	0	0.00	0	0.00	0.18
31	PADMA VISHWASRAO CHOWGULE	112135	0.3086	0	0.00	0.00	0	0.00	0	0.00	0.31
32	VJAY VISHWASRAO CHOWGULE	335112	0.8226	0	0.00	0.00	0	0.00	0	0.00	0.92
33	QUAIL INVESTMENTS LTD.	2260843	6.2267	0	0.00	0.00	0	0.00	0	0.00	6.23
34	SANTOSH LAXMAN RAO CHOWGULE	26172	0.072	0	0.00	0.00	0	0.00	0	0.00	0.07
35	DAULATRAO Y CHOWGULE	1400	0.0036	0	0.00	0.00	0	0.00	0	0.00	0.00
36	DOLPHIN INVESTMENT LIMITED	305041	0.8401	0	0.00	0.00	0	0.00	0	0.00	0.84
37	VJAY VISHWASRAO CHOWGULE	821764	2.2632	0	0.00	0.00	0	0.00	0	0.00	2.26
38	ROHINI VISHWASRAO CHOWGULE	390689	1.0756	0	0.00	0.00	0	0.00	0	0.00	1.08
39	CHOWGULE AND COMPANY PRIVATE LIMITED.	16817554	46.3186	0	0.00	0.00	0	0.00	0	0.00	46.32
40	ASHOK VISHWAS RAO CHOWGULE	283781	0.809	0	0.00	0.00	0	0.00	0	0.00	0.81
41	PADMA CHOWGULE	116285	0.3202	0	0.00	0.00	0	0.00	0	0.00	0.32
42	EWART LAZARUS	1313	0.0036	0	0.00	0.00	0	0.00	0	0.00	0.00
43	UMAJI VISHWASRAO CHOWGULE	257971	0.7105	0	0.00	0.00	0	0.00	0	0.00	0.71
TOTAL		24937487	68.68	0	0.00	0.00	0	0.00	0	0.00	68.68

(*) The term "encumbrance" has the same meaning as assigned to it in regulation 28(3) of the SAST Regulations, 2011

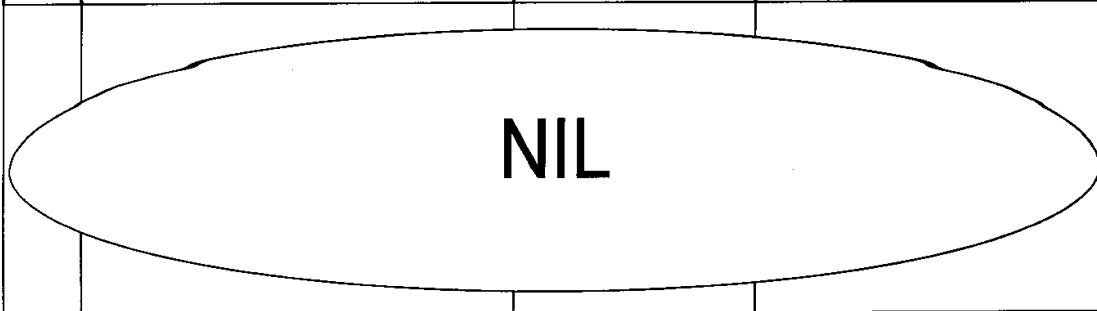
(I)(c)(i) Statement showing holding of securities (including shares, warrants, convertible securities) of persons belonging to the category "Public" and holding more than 1% of the total number of shares

Sr. No.	Name of the shareholder	Number of shares held	Shares as a percentage of total number of shares {i.e., Grand Total (A)+(B)+(C) indicated in Statement at para (I)(a) above}	Details of warrants		Details of convertible securities		Total shares (including underlying shares assuming full conversion of warrants and convertible securities) as a % of diluted share capital
				Number of warrants held	As a % total number of warrants of the same class	Number of convertible securities held	% w.r.t total number of convertible securities of the same class	
1	CHITRA P MAHATME	1280945	3.53	0	0	0	0	3.53

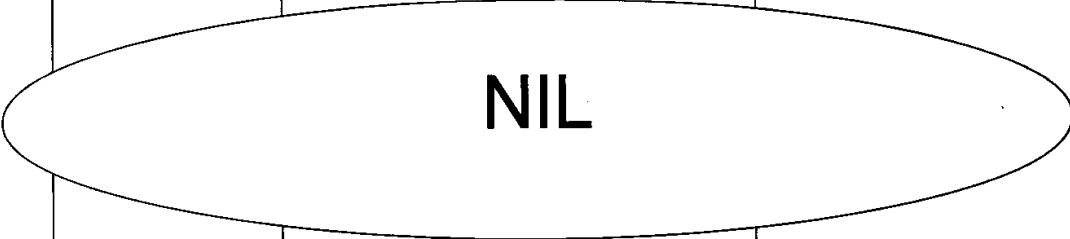
(1)(c)(ii) Statement showing holding of securities (including shares, warrants, convertible securities) of persons (together with PAC) belonging to the category "Public" and holding more than 5% of the total number of shares of the company

Sr. No.	Name(s) of the shareholder(s) and the Persons Acting in Concert (PAC) with them	Number of shares	Shares as a percentage of total number of shares (i.e., Grand Total (A)+(B)+(C) indicated in Statement at para (1)(a) above)	Details of warrants		Details of convertible securities		Total shares (including underlying shares assuming full conversion of warrants and convertible securities) as a % of diluted share capital
				Number of warrants	As a % total number of warrants of the same class	Number of convertible securities held	% w.r.t total number of convertible securities of the same class.	
								

(I)(d) Statement showing details of locked-in shares

Sr. No.	Name of the shareholder	Number of locked-in shares	Locked-in shares as a percentage of total number of shares (i.e., Grand Total (A)+(B)+(C) indicated in Statement at para (I)(a) above)
 NIL			

(II)(a) Statement showing details of Depository Receipts (DRs)

Sr. No.	Type of outstanding DR (ADRs, GDRs, SDRs, etc.)	Number of outstanding DRs	Number of shares underlying outstanding DRs	Shares underlying outstanding DRs as a percentage of total number of shares {i.e., Grand Total (A)+(B)+(C) indicated in Statement at para (I)(a) above}
 NIL				

(II)(b) Statement showing holding of Depository Receipts (DRs), where underlying shares held by "promoter/promoter group" are in excess of 1% of the total number of shares

Sr. No.	Name of the DR Holder	Type of outstanding DR (ADRs, GDRs, SDRs, etc.)	Number of shares underlying outstanding DRs	Shares underlying outstanding DRs as a percentage of total number of shares (i.e., Grand Total (A)+(B)+(C) indicated in Statement at para (I)(a) above)
NIL				