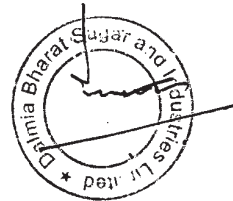


Introductory Sub-Table (I)(a)

Name of the Company : DALMIA BHARAT SUGAR AND INDUSTRIES LIMITED			
Scrip Code : BSE - 500097, NSE - DALMIASUG		As on : 31st December, 2014	
Class of Security : Equity Shares			
<b>Partly paid-up shares</b>	<b>No. of partly paid-up shares</b>	<b>As a % of Total No. of partly paid-up shares</b>	<b>As a % of Total No. of shares of the Company</b>
Held by promoter/promoter group	-	-	-
Held by public	-	-	-
<b>Total</b>	-	-	-
<b>Outstanding convertible securities</b>	<b>No. of outstanding securities</b>	<b>As a % of Total No. of Outstanding convertible securities</b>	<b>As a % of Total No. of shares of the Company, assuming full conversion of convertible securities</b>
Held by promoter/promoter group	-	-	-
Held by public	-	-	-
<b>Total</b>	-	-	-
<b>Warrants</b>	<b>No. of warrants</b>	<b>As a % of Total No. of warrants</b>	<b>As a % of Total No. of shares of the Company, assuming full conversion of warrants</b>
Held by promoter/promoter group	-	-	-
<b>Total</b>	-	-	-
<b>Total paid up capital of the Company, assuming full conversion of warrants and convertible securities</b>	<b>8,09,39,303 Shares</b>	-	-



Name of the Company : DALMIA BHARAT SUGAR AND INDUSTRIES LIMITED

Scrip Code : BSE - 500097, NSE - DALMIASUG


As on : 31st December , 2014

Class of Security : Equity Shares

## (1)(a) Statement showing Shareholding Pattern

Category Code	Category of Shareholder	No. of Shareholders	Total No. of Shares	No. of Shares held in Dematerialised Form	Total shareholding as a percentage of total no. of shares		Shares Pledged or otherwise encumbered	
					As a percentage of (A+B) (VI)	As a percentage of (A+B+C) (VII)	Number of Shares (VIII)	As a percentage (IX)=(VIII)/(IV)*100
(I)	(II)	(III)	(IV)	(V)	(VI)	(VII)	(VIII)	(IX)
(A)	<b>Shareholding of Promoter and Promoter Group *</b>							
(1)	<b>Indian</b>							
(a)	Individuals/ Hindu Undivided Family	9	3406460	3406460	4.21	4.21	-	-
(b)	Central Government/State Governments	-	-	-	-	-	-	-
(c)	Bodies Corporates	13	57141997	57141997	70.60	70.60	-	-
(d)	Financial Institutions/Banks	-	-	-	-	-	-	-
(e)	Any Other ( Trusts)	1	86665	86665	0.11	0.11	-	-
	Sub -Total (A)(1)	23	60635122	60635122	74.92	74.92	-	-
(2)	<b>Foreign</b>							
(a)	Individuals (Non-Resident Individuals/Foreign Individuals)	-	-	-	-	-	-	-
(b)	Bodies Corporates	-	-	-	-	-	-	-
(c)	Institutions	-	-	-	-	-	-	-
(d)	Qualified Foreign Investor	-	-	-	-	-	-	-
(e)	Any Other (Specify)	-	-	-	-	-	-	-
	Sub-Total (A)(2)	-	-	-	-	-	-	-
	<b>Total Shareholding of Promoter and Promoter Group</b>	<b>23</b>	<b>60635122</b>	<b>60635122</b>	<b>74.92</b>	<b>74.92</b>		
(B)	<b>Public shareholding</b>						N.A	N.A
(1)	<b>Institutions</b>						N.A	N.A
(a)	Mutual Funds/UTI	1	2500	0	-	-	-	-
(b)	Financial Institutions/Banks --	23	3994758	3972932	4.94	4.94	-	-
(c)	Central Government/State Governments	4	128155	59200	0.16	0.16	-	-
(d)	Venture Capital Funds	-	-	-	-	-	-	-
(e)	Insurance Companies	1	128491	128491	0.16	0.16	-	-
(f)	Foreign Institutional Investors	2	699368	699368	0.86	0.86	-	-
(g)	Foreign Venture Capital Investors	-	-	-	-	-	-	-
(h)	Qualified Foreign Investor	-	-	-	-	-	-	-
(i)	Any Other (Specify)	-	-	-	-	-	-	-
	Sub-Total (B)(1)	31	4953272	4859991	6.12	6.12	-	-
(2)	<b>Non-Institutions</b>						N.A	N.A
(a)	Bodies Corporates	310	2703420	2673596	3.34	3.34	-	-
(b)	<b>Individuals</b>							
	(i) Individual shareholders holding nominal share capital upto Rs. 1 lakh	12745	8914637	6211365	11.01	11.01	-	-
	(ii) Individual shareholders holding nominal share capital in excess of Rs. 1 lakh	14	3304929	3304929	4.08	4.08	-	-
(c)	Qualified Foreign Investor	-	-	-	-	-	-	-
(d)	<b>Any Other (Specify)</b>							
	- Non Resident Indians	108	133767	75391	0.17	0.17	-	-
	- Foreign Nationals	15	19655	-	0.02	0.02	-	-
	- Custodian of Enemy Property	1	188303	-	0.23	0.23	-	-
	- Trusts	5	53070	32150	0.07	0.07	-	-
	- Clearing Members	16	26868	26868	0.03	0.03	-	-
	- Directors and their relatives #	2	6260	6260	0.01	0.01	-	-
	Sub-Total (B)(2)	13216	15350909	12330559	18.97	18.97	-	-
	<b>Total Public Shareholding (B) = (B)(1)+(B)(2)</b>	<b>13247</b>	<b>20304181</b>	<b>17190550</b>	<b>25.09</b>	<b>25.09</b>	<b>N.A</b>	<b>N.A</b>
	<b>Total (A)+(B)</b>	<b>13270</b>	<b>80939303</b>	<b>77825672</b>	<b>100.00</b>	<b>100.00</b>		
(C)	<b>Shares held by Custodians and against which Depository Receipts have been issued</b>						N.A	N.A
(1)	Promoter and Promoter Group	-	-	-	-	-	-	-
(2)	Public	-	-	-	-	-	-	-
	<b>GRAND TOTAL(A)+(B)+(C)</b>	<b>13270</b>	<b>80939303</b>	<b>77825672</b>	<b>100.00</b>	<b>100.00</b>		


# Since the Directors of the Company (other than those belonging to Promoter Group) do not exercise control, the Shareholdings of Directors and their relatives has been shown under the category Public Shareholding.



Name of the Company : DALMIA BHARAT SUGAR AND INDUSTRIES LIMITED  
 Scrip Code : BSE - 500097, NSE - DALMIASUG  
 As on : 31st December, 2014

(1)(b) Statement showing Shareholding of Securities (including shares, warrants ,convertible securities) of persons belonging to the category "Promoter and Promoter Group"

Sr. No.	Name of the Shareholder	Details of Shares :			Shares Pledged or otherwise encumbered			Warrants			Convertible securities		Total Shares (including underlying shares assuming full conversion of warrants and convertible securities) as a % of diluted share capital
		Number of Shares held	Shares as a percentage of total no. of shares (i.e. Grand Total (A)+(B)+(C) indicated in Statement at para (1)(a) above	Number of Shares held	As a percentage	Number of warrants held	Warrants as a % total number of warrants of the same class	Number of convertible securities	As a % total number of convertible securities of the same class				
(a)	Individuals/Hindu Undivided Family :												
1	Smt. Abha Dalmia	1000	0.00	-	-	-	-	-	-	-	-	-	0.00
2	Shri. Jai Hari Dalmia	1635010	2.02	-	-	-	-	-	-	-	-	-	2.02
3	Smt. Kavita Dalmia	376670	0.47	-	-	-	-	-	-	-	-	-	0.47
4	Shri Gautam Dalmia	751980	0.93	-	-	-	-	-	-	-	-	-	0.93
5	Smt. Anubama Dalmia	11250	0.01	-	-	-	-	-	-	-	-	-	0.01
6	Ku. Vaidehi Dalmia	37180	0.05	-	-	-	-	-	-	-	-	-	0.05
7	Ku. Sukeshi Dalmia	37180	0.05	-	-	-	-	-	-	-	-	-	0.05
8	Shri. Jai Hari Dalmia C/o J. H. Dalmia (HUF)	315175	0.39	-	-	-	-	-	-	-	-	-	0.39
9	Shri. Yadu Hari Dalmia C/o Y. H. Dalmia (HUF)	241005	0.30	-	-	-	-	-	-	-	-	-	0.30
10	Shri. Bela Dalmia	-	-	-	-	-	-	-	-	-	-	-	-
11	Smt. Beja Dalmia	-	-	-	-	-	-	-	-	-	-	-	-
12	Shri. Puneet. Yadu Dalmia	-	-	-	-	-	-	-	-	-	-	-	-
13	Smt. Avantika Dalmia	-	-	-	-	-	-	-	-	-	-	-	-
14	Ku. Sumana Dalmia	-	-	-	-	-	-	-	-	-	-	-	-
15	Ku. Avanees Dalmia	-	-	-	-	-	-	-	-	-	-	-	-
16	Mst. Priyansu Dalmia	-	-	-	-	-	-	-	-	-	-	-	-
17	Shri M.H. Dalmia	-	-	-	-	-	-	-	-	-	-	-	-
		<b>3406460</b>	<b>4.21</b>	-	-	-	-	-	-	-	-	-	<b>4.21</b>
(b)	Bodies Corporate :												
1	Meyuka Investment Limited	15796537	19.44	-	-	-	-	-	-	-	-	-	19.44
2	Shree Nirman Limited	130	0.00	-	-	-	-	-	-	-	-	-	0.00
3	Sita Investment Company Limited	5876800	7.26	-	-	-	-	-	-	-	-	-	7.26
4	Keshav Power Limited	1268241	1.57	-	-	-	-	-	-	-	-	-	1.57
5	Ankita Pratishan Limited	5829070	7.20	-	-	-	-	-	-	-	-	-	7.20
6	Rama Investment Company Private Limited	2644985	3.27	-	-	-	-	-	-	-	-	-	3.27
7	Himgiri Commercial Limited	738265	0.91	-	-	-	-	-	-	-	-	-	0.91
8	Kavita Trading & Investment Co. Pvt. Ltd.	300570	0.37	-	-	-	-	-	-	-	-	-	0.37
9	Puneel Trading and Investment Co. Pvt. Ltd.	9792775	12.10	-	-	-	-	-	-	-	-	-	12.10
10	Allrox Abrasives Limited	120360	0.15	-	-	-	-	-	-	-	-	-	0.15
11	Valley Agro Industries Limited	3500	0.00	-	-	-	-	-	-	-	-	-	0.00
12	Shri Nataraj Ceramic and Chemical Industries Ltd. (now known as Dalmia Refractories Ltd.)	1000	0.00	-	-	-	-	-	-	-	-	-	0.00
13	Dalmia Bharat Limited	14829764	18.32	-	-	-	-	-	-	-	-	-	18.32
14	OCL India Limited	-	-	-	-	-	-	-	-	-	-	-	-
15	Shri. Chamundeswari Minerals Limited	-	-	-	-	-	-	-	-	-	-	-	-







Scrip Code : BSE - 500097, NSE - DALMIASUG

As on :31st December , 2014

**(1)(d) Statement showing details of locked-in shares**


Sr. No.	Name of the Shareholder	No. of locked-in shares	Locked-in shares as a percentage of total no. of shares (i.e. Grand Total (A)+(B)+(C) indicated in Statement at para (1)(a) above	Category of Shareholders (Promoters/Public)
NIL				

**(II)(a) Statement showing details of Depository Receipts (DRs)**

Sr. No.	Type of outstanding DR (ADRs, GDRs, SDRs, etc.)	No. of outstanding DRs	No. of shares underlying outstanding DRs	Shares underlying outstanding DRs as a percentage of total no. of shares (i.e. Grand Total (A)+(B)+(C) indicated in Statement at para (II)(a) above
NIL				

**(II)(b) Statement showing Holding of Depository Receipts (DRs), where underlying shares held by 'promoter/promoter group' are in excess of 1% of the total no. of shares**

Sr. No.	Name of the DR Holder	Type of outstanding DR (ADRs, GDRs, SDRs, etc.)	No. of shares underlying outstanding DRs	Shares underlying outstanding DRs as a percentage of total no. of shares (i.e. Grand Total (A)+(B)+(C) indicated in Statement at para (II)(a) above
NIL				



Name of the Company : DALMIA BHARAT SUGAR AND INDUSTRIES LIMITED					
Scrip Code : BSE - 500097, NSE - DALMIASUG			As on : 31st December , 2014		
Class of Security : Equity Shares					
(III)(a) Statement showing the voting pattern of shareholders of securities issued by the the Company					
Category Code	Category of Shareholder	No. of Voting Rights held in each class of securities	Total Voting Rights	Total voting Rights	
				As a percentage of (A+B)	As a percentage of (A+B+C)
		EQUITY SHARE			
(A)	<b>Promoter and Promoter Group</b>				
(1)	<b>Indian *</b>				
(a)	Individuals/ Hindu Undivided Family	3406460	3406460	4.21	4.21
(b)	Central Government/State Governments	-	-	-	-
(c)	Bodies Corporates	57141997	57141997	70.60	70.60
(d)	Financial Institutions/Banks	-	-	-	-
(e)	Any Other (Trusts)	86665	86665	0.11	0.11
	Sub -Total (A)(1)	60635122	60635122	74.92	74.92
(2)	<b>Foreign</b>				
	Individuals (Non-Resident Individuals/Foreign Individuals)	-	-	-	-
(a)	Individuals/Foreign Individuals	-	-	-	-
(b)	Bodies Corporates	-	-	-	-
(c)	Institutions	-	-	-	-
(d)	Qualified Foreign Investor	-	-	-	-
(e)	Any Other (Specify)	-	-	-	-
	Sub-Total (A)(2)	-	-	-	-
	<b>Total Shareholding of Promoter and Promoter Group</b>	<b>60635122</b>	<b>60635122</b>	<b>74.92</b>	<b>74.92</b>
(B)	<b>Public shareholding</b>				
(1)	<b>Institutions</b>				
(a)	Mutual Funds/UTI	2500	2500	-	-
(b)	Financial Institutions/Banks	3994758	3994758	4.94	4.94
(c)	Central Government/State Governments	128155	128155	0.16	0.16
(d)	Venture Capital Funds	-	-	-	-
(e)	Insurance Companies	128491	128491	0.16	0.16
(f)	Foreign Institutional Investors	699368	699368	0.86	0.86
(g)	Foreign Venture Capital Investors	-	-	-	-
(h)	Qualified Foreign Investor	-	-	-	-
(i)	Any Other (Specify)	-	-	-	-
	Sub-Total (B)(1)	4953272	4953272	6.12	6.12
(2)	<b>Non-Institutions</b>				
(a)	Bodies Corporates	2703420	2703420	3.34	3.34
(b)	<b>Individuals</b>				
	(i) Individual shareholders holding nominal share capital upto Rs. 1 lakh	8914637	8914637	11.01	11.01
	(ii) Individual shareholders holding nominal share capital in excess of Rs. 1 lakh	3304929	3304929	4.08	4.08
(c)	Qualified Foreign Investor	-	-	-	-
(d)	<b>Any Other (Specify)</b>				
	- Non Resident Indians	133767	133767	0.17	0.17
	- Foreign Nationals	19655	19655	0.02	0.02
	- Custodian of Enemy Property	188303	188303	0.23	0.23
	- Trusts	53070	53070	0.07	0.07
	- Clearing Members	26868	26868	0.03	0.03
	- Directors and their relatives #	6260	6260	0.01	0.01
	Sub-Total (B)(2)	15350909	15350909	18.97	18.97
	<b>Total Public Shareholding (B) = (B)(1)+(B)(2)</b>	<b>20304181</b>	<b>20304181</b>	<b>25.09</b>	<b>25.09</b>
	Total (A)+(B)	80939303	80939303	100.00	100.00
(C)	Shares held by Custodians and against which Depository Receipts have been issued	-	-	-	-
	<b>GRAND TOTAL(A)+(B)+(C)</b>	<b>80939303</b>	<b>80939303</b>	<b>100.00</b>	<b>100.00</b>

# Since the Directors of the Company (other than those belonging to Promoter Group) do not exercise control, the Shareholdings of Directors and their relatives has been shown under the category Public Shareholding

