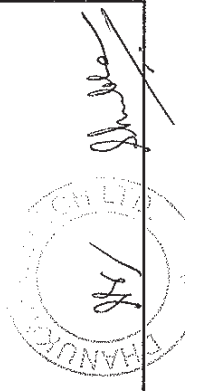


Introductory sub-table (I)(a)

Name of the Company: DHANUKA AGRITECH LIMITED			
Scrip Code, Name of the scrip, class of security: Equity Symbol: DHANUKA,			
Quarter ended: 31.12.2014			
Partly paid-up shares:-	No. of partly paid-up shares	As a % of total no. of partly paid-up shares	As a % of total no. of shares of the company
Held by promoter/promoter group	Nil	Nil	Nil
Held by public	Nil	Nil	Nil
Total	Nil	Nil	Nil
Outstanding convertible securities:-	No. of outstanding securities	As a % of total no. of outstanding convertible securities	As a % of total no. of shares of the company, assuming full conversion of the convertible securities
Held by promoter/promoter group	Nil	Nil	Nil
Held by public	Nil	Nil	Nil
	Nil	Nil	Nil
	Nil	Nil	Nil
Warrants:-	No. of warrants	As a % of total no. of warrants	As a % of total no. of shares of the company, assuming full conversion of warrants
Held by promoter/promoter group	Nil	Nil	Nil
Held by public	Nil	Nil	Nil
	Nil	Nil	Nil
Total	Nil	Nil	Nil
Total paid-up capital of the company, assuming full conversion of warrants and convertible securities	50019500	0	100

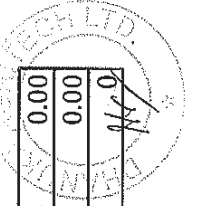


Statement Showing Shareholding Pattern as on 31.12.2014

Category code	Category of Shareholder	Number of Shareholders	Table (I)(a)		Total shareholding as a percentage of total number of shares			Shares Pledged or otherwise encumbered	
			Total number of shares	Number of shares held in dematerialized form	As a percentage of (A+B) ¹	As a percentage of (A+B+C)	Number of shares	As a percentage	
(I)	(II)	(III)	(IV)	(V)	(VI)	(VII)	(VIII)	(IX)= (VIII)/(IV)*100	
(A)	Shareholding of Promoter and Promoter Group								
1	Indian								
(a)	Individuals/Hindu Undivided Family	7	1016935	1016935	2.03	2.03	0	0.00	
(b)	Central Government/ State Government(s)	0	0	0	0.00	0.00	0	0.00	
(c)	Bodies Corporate	2	36492240	36492240	72.96	72.96	0	0.00	
(d)	Financial Institutions/ Banks	0	0	0	0.00	0.00	0	0.00	
(e)	Any Others(Specify)	0	0	0	0.00	0.00	0	0.00	
	Sub Total(A)(1)	9	37509175	37509175	74.99	74.99	0	0.00	
2	Foreign								
a	Individuals (Non-Residents Individuals/ Foreign Individuals)	0	0	0	0.00	0.00	0	0.00	
b	Bodies Corporate	0	0	0	0.00	0.00	0	0.00	
c	Institutions	0	0	0	0.00	0.00	0	0.00	
d	Any Others(Specify)	0	0	0	0.00	0.00	0	0.00	



			0	0	0	0.00	0	0.00	0	0.00
			9	37509175	37509175	74.99	0	74.99	0	0.00
(B)	Public shareholding									
1	Institutions									
(a)	Mutual Funds/ UTI	2	2326508	2326508	4.65	0	4.65	0.00	0	0.00
(b)	Financial Institutions / Banks	2	1017	1017	0.00	0	0.00	0.00	0	0.00
(c)	Central Government/ State Government(s)	0	0	0	0.00	0	0.00	0.00	0	0.00
(d)	Venture Capital Funds	0	0	0	0.00	0	0.00	0.00	0	0.00
(e)	Insurance Companies	0	0	0	0.00	0	0.00	0.00	0	0.00
(f)	Foreign Institutional Investors	9	2853206	2853206	5.70	0	5.70	0.00	0	0.00
(g)	Foreign Venture Capital Investors	0	0	0	0.00	0	0.00	0.00	0	0.00
(h)	Any Other (specify)	0	0	0	0.00	0	0.00	0.00	0	0.00
(i)		0	0	0	0.00	0	0.00	0.00	0	0.00
	Sub-Total (B)(1)	13	5180731	5180731	10.36	0	10.36	0.00	0	0.00
B 2	Non-institutions	0	0	0	0	0	0	0	0	0.00
(a)	Bodies Corporate	0	0	0	0	0	0	0	0	0.00
(b)	Individuals	358	1136831	1121831	2.27	0	2.27	0.00	0	0.00
I	Individuals -i. Individual shareholders holding nominal share capital up to Rs 1 lakh	9067	3681906	2881124	7.36	0	7.36	0.00	0	0.00
II	ii. Individual shareholders holding nominal share capital in excess of Rs. 1 lakh.	14	2017684	2017684	4.03	0	4.03	0.00	0	0.00
(c)	Any Other (specify)									
(i)	Trusts	1	800	800	0.00	0	0.00	0.00	0	0.00
(ii)	Directors & their Relatives	1	800	800	0.00	0	0.00	0.00	0	0.00
(iii)	Non Residents	294	383139	341139	0.77	0	0.77	0.00	0	0.00



(iv)	Clearing Members	53	7527	7527	0.02	0.02	0	0
(v)	Hindu Undivided Families	167	100907	100907	0.20	0.20	0	0
		0	0	0	0.00	0.00	0	0
		0	0	0	0.00	0.00	0	0
	Sub-Total (B)(2)	9955	7329594	6471812	14.65	14.65	0	0
	Total Public Shareholding (B) = (B)(1)+(B)(2)	9968	12510325	11652543	25.01	25.01	0	0
	TOTAL (A)+(B)	9977	50019500	49161718	100.00	100.00	0	0
(C)	Shares held by Custodians and against which Depository Receipts have been issued				0.00	0.00	0	0
1	Promoter and Promoter Group	0	0	0	0	0	0	0
2	Public	0	0	0	0.00	0.00	0	0
	Sub-Total (C)	0	0	0	0.00	0.00	0	0
	GRAND TOTAL (A)+(B)+(C)	9977	50019500	49161718	100.00	100.00	0	0




Statement showing holding of securities (including shares, warrants, convertible securities) of persons belonging to the category "Promoter and Promoter Group" as on 31.12.2014

(I) (b)

Sr. No.	Name of the shareholder	Details of Shares held		Encumbered shares (*)		Details of warrants		Details of convertible securities		Total shares (including underlying shares assuming full conversion of warrants and convertible securities) as a % of diluted share capital	
		Number of shares held	As a % of grand total (A) + (B) + (C)	Number	As a percentage	As a % of grand total (A) + (B) + (C) of sub-clause (I) (a)	Number of warrants held	As a % total number of warrants of the same class	Number of convertible securities held		As a % total number of convertible securities of the same class
(I)	(II)	(III)	(IV)	(V)	(VI)	(VII) = (V) / (I) * 100	(VIII)	(IX)	(X)	(XI)	(XII)
1	M/S.DHANUKA FINVEST PRIVATE LIMITED	30,958,890	61.89	61.89
2	M/S.A M BROS FINTRADE PRIVATE LIMITED	5,533,350	11.06	11.06
3	MR.RAHUL DHANUKA	350,535	0.70	0.70
4	MR.MANISH DHANUKA	285,900	0.57	0.57
5	MR.RAM GOPAL AGARWAL	194,000	0.39	0.39
6	MR.ABHISHEK DHANUKA	83,000	0.17	0.17
7	SATYANARAIN AGARWAL (HUF)	41,000	0.08	0.08
8	MAHENDRA KUMAR DHANUKA (HUF)	40,000	0.08	0.08
9	MR.SATIYA NARAIN AGARWAL	22,500	0.04	0.04
	TOTAL	37,509,175	74.99	74.99

(* The term "encumbrance" has the same meaning as assigned to it in regulation 28(3) of the SAST Regulations, 2011



Statement showing holding of securities (including shares, warrants, convertible securities) of persons belonging to the category "Public" and (I)(c) holding more than 1% of the total number of shares as on 31.12.2014

Sr. No.	Name of the shareholder	Number of shares held	Shares as a percentage of total number of shares (i.e., Grand Total (A)+(B)+(C) indicated in Statement at para (I)(a) above)	Details of warrants		Details of convertible securities		Total shares (including underlying shares assuming full conversion of warrants and convertible securities) as a % of diluted share capital
				As a % total number of warrants of the same	Number of convertible securities held	As a % total number of convertible securities of the same class		
1	2020 EQUITY INVESTORS, LIMITED	2,499,935	4.998	4.998
2	HDFC TRUSTEE COMPANY LTD	2,129,308	4.257	4.257
TOTAL		4,629,243	9.255	9.255



(D)(c)(ii) Statement showing holding of securities (including shares, warrants, convertible securities) of persons (together with PAC) belonging to the category "Public" and holding more than 5% of the total number of shares of the company as on 31.12.2014									
Str. No.	Name(s) of the shareholder(s) and the Persons Acting in Concert (PAC) with them	Number of shares	Shares as a percentage of total number of shares {i.e., Grand Total (A)+(B)+(C) indicated in Statement at para (D)(a) above}	Details of warrants		Details of convertible securities		Total shares (including underlying shares assuming full conversion of warrants and convertible securities) as a % of diluted share capital	
				Number of warrants	As a % total number of warrants of the same class	Number of convertible securities held	% w.r.t total number of convertible securities of the same class		
1			0.00	0.00	
TOTAL		-	0.00	0.00	



(7)

(I)(d) Statement showing details of locked-in shares

Sr. No.	Name of the shareholder	Number of locked-in shares	Locked-in shares as a percentage of total number of shares {i.e., Grand Total (A)+(B)+(C) indicated in Statement at para (I)(a) above}
1	NIL	NIL	NIL
2
3
4
5
6
7
8
9
TOTAL		NIL	NIL



(II)(a) Statement showing details of Depository Receipts (DRs)

Sr. No.	Type of outstanding DR (ADRs, GDRs, SDRs, etc.)	Number of outstanding DRs	Number of shares underlying outstanding DRs	Shares underlying outstanding DRs as a percentage of total number of shares {i.e., Grand Total (A)+(B)+(C) indicated in Statement at para (I)(a) above}
1	NIL	NIL	NIL	NIL
TOTAL		NIL	NIL	NIL



(II)(b) Statement showing holding of Depository Receipts (DRs), where underlying shares held by "promoter/promoter group" are in excess of 1% of the total number of shares

Sr. No.	Name of the DR Holder	Type of outstanding DR (ADRs, GDRs, SDRs, etc.)	Number of shares underlying outstanding DRs	Shares underlying outstanding DRs as a percentage of total number of shares {i.e., Grand Total (A)+(B)+(C) indicated in Statement at para (D)(a) above}
1	NIL	NIL	NIL	NIL
TOTAL	NIL	NIL	NIL	NIL



(10)