


(1) (a) Statement Showing Shareholding Pattern

Name of the Company : **ESTER INDUSTRIES LIMITED**
Scrip Code, Name of the scrip, class of security: **BSE-500136 NSE-ESTER**
Quarter Ended **31-Dec-2014**

/EQUITY

Partly paid-up shares:-	No. of partly paid-up shares	As a % of total no. of shares	As a % of total no. of partly paid-up shares	As a % of total no. of shares of the company
Held by promoter/promoter group	NA	NA	NA	NA
Held by public	NA	NA	NA	NA
Total	NA	NA	NA	NA
Outstanding convertible Securities:-	No. of outstanding securities	As a % of total no. of securities	As a % of total no. of outstanding convertible securities	As a % of total no. of shares of the company, assuming full conversion of the convertible securities
Held by promoter/promoter group	NA	NA	NA	NA
Held by public	NA	NA	NA	NA
Total	NA	NA	NA	NA
Warrants:-	No. of warrants	As a % of total no. of warrants	As a % of total no. of warrants	As a % of total no. of shares of the company, assuming full conversion of warrants
Held by promoter/promoter group	0	0	0	.0000
Held by public	20750000	20750000	100	24.8820
Total	20750000	20750000	100	24.8820
Total paid-up capital of the company, assuming full conversion of warrants and convertible securities	83393759			


Prepared by MCS Limited.



(I) (a) Statement Showing Shareholding Pattern
Name Of The Company : ESTER INDUSTRIES LIMITED

Quarter Ended 31-Dec-2014

Category Code	Category of Shareholders	Number of shareholders	Total no. of Shares	No. of Shares held in Dematerialised form	Total shareholding as a percentage of total shares		Shares pledged or otherwise encumbered	
					As a percentage of (A+B)	As a percentage of (A+B+C)		
A	Shareholding of Promoter and Promoter Group							
1	Indian							
a	Individuals/ Hindu Undivided Family	4	178483	178483	.2849	.2849	0 .0000	
b	Central Government/ State Government(s)	0	0	0	.0000	.0000	0 .0000	
c	Bodies Corporate	0	0	0	.0000	.0000	0 .0000	
d	Financial Institutions/ Banks	0	0	0	.0000	.0000	0 .0000	
e	Any Other (Specify)	0	0	0	.0000	.0000	0 .0000	
i	Trust	0	0	0	.0000	.0000	0 .0000	
ii	Society	0	0	0	.0000	.0000	0 .0000	
iii	Educational Institutions	0	0	0	.0000	.0000	0 .0000	
2	Foreign	4	178483	178483	.2849	.2849	0 .0000	
a	Individuals (Non Resident Indians / Foreign Individuals)	0	0	0	.0000	.0000	0 .0000	
b	Bodies Corporate	1	44915012	44915012	71.6990	71.6990	0 .0000	
c	Institutions	0	0	0	.0000	.0000	0 .0000	
d	Qualified Foreign Investor	0	0	0	.0000	.0000	0 .0000	
e	Any Other (Specify)	0	0	0	.0000	.0000	0 .0000	
Sub Total (A)(1) :								
Sub Total (A)(2) :								
Total Shareholding of Promoter and Promoter Group (A) = (A)(1) + (A)(2) :								
B	Public Shareholding							
1	Institutions							
a	Mutual Funds/ UTI	5	27500	0	.0439	.0439	NA NA	
b	Financial Institutions/ Banks	10	33800	1000	.0540	.0540	NA NA	
c	Central Government/ State Government(s)	0	0	0	.0000	.0000	0 .0000	
d	Venture Capital Funds	0	0	0	.0000	.0000	0 .0000	



(I) (a) Statement Showing Shareholding Pattern

Name Of The Company : **ESTER INDUSTRIES LIMITED**

Quarter Ended **31-Dec-2014**

Category Code	Category of Shareholders	Number of shareholders	Total no. of Shares	No. of Shares held in Dematerialised form	Total shareholding as a percentage of total shares		Shares pledged or otherwise encumbered
					As a percentage of (A+B)	As a percentage of (A+B+C)	
B	Public Shareholding						
1	Institutions						
c	Insurance Companies						
f	Foreign Institutional Investors	1	300	0	.0005	.0005	NA
g	Foreign Venture Capital Investors	0	0	0	.0000	.0000	NA
h	Qualified Foreign Investor	0	0	0	.0000	.0000	NA
i	Any Other (Specify)	0	0	0	.0000	.0000	NA
2	Non-Institutions	16	61600	1000	.0984	.0984	NA
a	Bodies Corporate						
b	Individuals	461	2247745	2218445	3.5881	3.5881	
i	Individual Shareholders Holding Nominal Share Capital Upto Rs. 1 Lakh.	23548	11267024	9406014	17.9859	17.9859	
ii	Individual Shareholders Holding Nominal Share Capital in excess of Rs. 1 Lakh.	53	2956024	2956024	4.7188	4.7188	
c	Qualified Foreign Investor	0	0	0	.0000	.0000	
d	Any Other (Specify)						
i	Trust & Foundations	1	10000	10000	.0160	.0160	
ii	Cooperative Societies	0	0	0	.0000	.0000	
iii	Educational Institutions	0	0	0	.0000	.0000	
iv	Non Resident Individual	129	1007871	990071	1.6089	1.6089	
v	Foreign Companies	0	0	0	.0000	.0000	
vi	OCB	0	0	0	.0000	.0000	
		24192	17488664	15580554	27.9177	27.9177	
		24208	17550264	15581554	28.0161	28.0161	
		24213	62643759	60675049	100.0000	100.0000	0 .0000
C	Shares held by Custodians and against which Depository Receipts have been issued						
1	Promoter and Promoter Group	0	0	0	0	0	
2	Public	0	0	0	0	0	
		24213	62643759	60675049	100.0000	100.0000	0 .0000

Sub Total (B)(1) :


Sub Total (B)(2) :

Total Public Shareholding (B) = (B)(1) + (B)(2) :

Total (A) + (B) :

GRAND TOTAL (A) + (B) + (C)


Prepared By MCS Limited.



UNIT : ESTER INDUSTRIES LIMITED

(1) (b) Statement showing holding of securities (including shares, warrants, convertible securities) of persons belonging to the category "Promoter and Promoter Group"


Srl No.	Name of the shareholder	Total shares held		Shares pledged or otherwise encumbered		Details of Warrants		Details of Convertible Securities held		Total shares (including underlying shares assuming full conversion of warrants and convertible securities) as a % of diluted share capital
		Number	As a % of grand total (A)+(B)+(C)	Number	As a percentage	Number of Warrants	As a % of total number of warrants of the same class	Number of convertible securities held	As a % of total number of convertible securities of the same class	
1	Wilcmna Financ Corporation	44915012	71.6991	0	.0000	Nil	Nil	Nil	Nil	Nil
2	AYUSH YARDHAN SINGHANIA	178033	.2842	0	.0000	Nil	Nil	Nil	Nil	Nil
3	UMA DEVI SINGHANIA	150	.0002	0	.0000	Nil	Nil	Nil	Nil	Nil
4	ARVIND SINGHANIA	150	.0002	0	.0000	Nil	Nil	Nil	Nil	Nil
5	JAI YARDHAN SINGHANIA	150	.0002	0	.0000	Nil	Nil	Nil	Nil	Nil
	TOTAL	45093495	71.9840	0	.0000	Nil	Nil	Nil	Nil	Nil



UNIT : ESTER INDUSTRIES LIMITED

(D) (c)(f) Statement showing holding of securities (including shares, warrants, convertible securities) of persons belonging to the category "Public" and holding more than 1% of the total number of shares.


Sri No.	Name of the shareholder	Number of Shares	Shares as a percentage of total number of shares (i.e., Grand Total (A)+(B)+(C) indicated in Statement at para (f)(a) above }	Details of Warrants		Details of Convertible Securities held		Total shares (including underlying shares assuming full conversion of warrants and convertible securities) as a % of diluted share capital
				Number of Warrants	As a % of total number of warrants of the same class	Number of convertible securities held	As a % of total number of convertible securities of the same class	



UNIT : ESTER INDUSTRIES LIMITED

(f) (c)(ii) Statement showing holding of securities (including shares, warrants, convertible securities) of persons (together with PAC) belonging to the category "Public" and holding more than 5% of the total number of shares of the company.


Srl No.	Name of the shareholder and the Persons Acting in Concert (PAC) with them	Number of Shares	Shares as a percentage of total number of shares (i.e., Grand Total (A)+(B)+(C) indicated in Statement at para (I)(a) above }	Details of Warrants		Details of Convertible Securities held		Total shares (including underlying shares assuming full conversion of warrants and convertible securities) as a % of diluted share capital
				Number of Warrants	As a % of total number of warrants of the same class	Number of convertible Securities held	% w.r.t total number of convertible securities of the same class	
1	Nil	Nil	Nil	Nil	Nil	Nil	Nil	Nil
	TOTAL	Nil	Nil	Nil	Nil	Nil	Nil	Nil



UNIT : ESTER INDUSTRIES LIMITED

(1) (d) Statement showing details of locked-in shares.

Srl No.	Name of the shareholder	Number of Shares Locked-in	Locked-in Shares as a percentage of total number of shares (i.e., Grand Total (A)+(B)+(C) indicated in Statement at para (1)(a) above }	Promoter/Promoter Group / Public
1	Nil	Nil	Nil	
TOTAL		Nil	Nil	



UNIT : ESTER INDUSTRIES LIMITED

(II) (a) Statement showing details of Depository Receipts (DRs)

SrI No.	Type of outstanding DR (ADRS, GDRs, SDRs, etc.)	Number of outstanding DRs	Number of shares underlying outstanding DRs	Shares underlying outstanding DRs as a percentage of total number of shares (i.e. Grand Total (A)+(B)+(C) indicated in statement at para (I)(a) above)
1	Nil	Nil	Nil	Nil
	TOTAL	Nil	Nil	Nil

(II) (b) Statement showing details of Depository Receipts (DRs) where underlying shares held by 'promoter/promoter group' are in excess of 1% of the total number of shares.

SrI No.	Name of the DR Holder	Type of outstanding DRs (ADRS, GDRs, SDRs etc)	Number of shares underlying outstanding DRs	Shares underlying outstanding DRs as a percentage of total number of shares (i.e. Grand Total (A)+(B)+(C) indicated in statement at para (I)(a) above)
1	Nil	Nil	Nil	Nil
	TOTAL	Nil	Nil	Nil

