


EVEREADY INDUSTRIES INDIA LTD

Script Code : 531508 Name of the Scrip : [ISE] Class of Security : Equity Face Value : Rs. 5/-
 (I)(a) Statement showing Shareholding Pattern Quarter ended: 31/12/2014


Category Code (I)	Category of Shareholder (II)	No of Share-holders (III)	Total No of Shares (IV)	No of Shares held in Demat Form (V)	Total shareholding as a % of Tot Shrs		Shares pledged or otherwise encumbered	
					As a % of (A + B) (VI)	As a % of (A+B+C) (VII)	Shares (VIII)	As a % (IX)=(VIII)/(IV)*100
A. Promoter and Promoter Group								
1. Indian								
	a. Individuals/Hindu Undivided Family	5	730663	730663	1.0052	1.0052	Nil	Nil
	b. Central/State Government(s)							
	c. Bodies Corporate	18	31052537	31052537	42.7207	42.7207	3200000	10.3051
	d. Financial Institutions/Banks							
	e. Any Other							
	Sub Total (A1)	23	31783200	31783200	43.726	43.726	3200000	10.0682
2. Foreign								
	a. Individuals (NRI/Foreign Individuals)							
	b. Bodies Corporate							
	c. Institutions							
	d. Qualified Foreign Investor							
	e. Any other							
	Sub Total (A2)							
	Total Shareholding of Promoter and Promoter Group A=(A)(1)+(A)(2)	23	31783200	31783200	43.726	43.726	3200000	10.0682
B. Public Shareholding								
1. Institutions								
	a. Mutual Funds/UTI	19	4372428	4371986	6.0154	6.0154		
	b. Financial Institutions/Banks	78	61522	49110	.1122	.1122		
	c. Central/State Government(s)	2	277		.0004	.0004		
	d. Venture Capital Funds							
	e. Insurance Companies	3	3227905	3227905	4.4408	4.4408		
	f. Foreign Institutional Investors	13	5429838	5429838	7.4701	7.4701		
	g. Foreign Venture Capital Investors							
	h. Qualified Foreign Investor							
	i. Any Other							
	Sub Total (B1)	115	13111970	13078839	18.0389	18.0389		
2. Non-Institutions								
	a. Bodies Corporate	909	6306266	6234512	8.6759	8.6759		
	b. Individuals holding							
	i. Nominal Share Capital up to Rs.1 Lakh	49196	12605119	11019171	17.3416	17.3416		
	ii. Nominal Share Capital in excess of Rs.1 Lakh	88	7819112	7776686	10.7572	10.7572		
	c. Qualified Foreign Investor							
	d. Any Other							
	Trusts	14	9433	9433	.013	.013		
	Clearing Member	192	324153	324153	.446	.446		
	Non Resident Individual	539	728007	601561	1.0016	1.0016		
	Sub Total (B2)	50938	27792090	25965516	38.2352	38.2352		
	Total Public Shareholding B=(B)(1)+(B)(2)	51053	40904060	39044355	56.274	56.274		
	Total (A)+(B)	51076	72687260	70827555	100.0000	100.0000		



EVEREADY INDUSTRIES INDIA LTD

Scrip Code : 531508 Class of Security : Equity Face Value : Rs. 5/-
 (I)(a) Statement showing Shareholding Pattern: Quarter ended: 31/12/2014

Category Code	Category of Shareholder (II)	No of Share-holders (III)	Total No of Shares (IV)	No of Shares held in Demat Form (V)	Total shareholding as a % of Tot Shrs		Shares pledged or otherwise encumbered	
					As a % of (A + B) (VI)	As a % of (A+B+C) (VII)	Shares (VIII)	As a % (IX)=(VIII)/(IV)*100
C. Shares held by Custodian & against which Depository Receipts have been issued								
1.	Promoter and Promoter Group		Nil	Nil	Nil		Nil	
2.	Public		Nil	Nil	Nil		Nil	
Grand Total (A)+(B)+(C)		51076	72687260	70827555		100.0000	3200000	4.4024



EVEREADY INDUSTRIES INDIA LTD

(I)(b) Statement showing holding of securities (including shares, warrants, convertible securities) of persons belonging to the category 'Promoter and Promoter Group'


Quarter ended 31/12/2014

Page # 1

1. Indian

a. Individuals/Hindu Undivided Family

		Details of Shares held		Encumbered shares		Details of warrants		Details of convertible securities		Total Shares (including underlying shares assuming full conversion of warrants and convertible securities) as a % of diluted share capital	
Sr No	Name of the Shareholder	No of Shares held	As a % of Grand Total (A)+(B)+(C)	No.	As a %	As a % of Grand Total (A)+(B)+(C) of sub clause (I) (a)	No of Warrants held	As a % of total no of warrants of the same class	No of convertible securities held	As a % of total no of convertible securities of the same class	(XII)
(I)	(II)	(III)	(IV)	(V)	(VI)= (V)/(III)*100	(VII)	(VIII)	(IX)	(X)	(XI)	(XII)
1	DEEPAK KHAITAN	319300	.4393	Nil	Nil	Nil	Nil	Nil	Nil	Nil	.4393
2	ADITYA KHAITAN	232266	.3195	Nil	Nil	Nil	Nil	Nil	Nil	Nil	.3195
3	ANRITANSHU KHAITAN	100000	.1376	Nil	Nil	Nil	Nil	Nil	Nil	Nil	.1376
4	DEEPAK KHAITAN	43200	.0594	Nil	Nil	Nil	Nil	Nil	Nil	Nil	.0594
5	B M KHAITAN	35897	.0494	Nil	Nil	Nil	Nil	Nil	Nil	Nil	.0494
Total :		730663	1.0052	Nil	Nil	Nil	Nil	Nil	Nil	Nil	1.0052



EVEREADY INDUSTRIES INDIA LTD


(1)(b) Statement showing holding of securities (including shares, warrants, convertible securities) of persons belonging to the category 'Promoter and Promoter Group'

Quarter ended 31/12/2014

Page # 1

1. Indian
c. Bodies Corporate

		Details of Shares held			Encumbered shares		Details of warrants		Details of convertible securities		Total Shares (including underlying shares assuming full conversion of warrants and convertible securities) as a % of diluted share
Sr No	Name of the Shareholder	No of Shares held	As a % of Grand Total (A)+(D)+(C)	No. (V)	As a % (VI)= (V)/(III)*100	As a % of Grand Total (A)+(B)+(C) of sub clause (D)(a) (VII)	No of Warrants held (VIII)	As a % of total no of warrants of the same class (IX)	No of convertible securities held (X)	As a % of convertible securities of the same class (XI)	(XII)
1	Williamson Nager & Co Ltd	17007841	23.3987	3200000	18.8149	-4.4024	Nil	Nil	Nil	Nil	23.3987
2	Williamson Financial Services Limited	8260988	8.6136	Nil	Nil	Nil	Nil	Nil	Nil	Nil	8.6136
3	Bighnauth Investments Limited	4148246	5.7070	Nil	Nil	Nil	Nil	Nil	Nil	Nil	5.7070
4	MCLEOD RUSSEL INDIA LIMITED	1663289	2.2883	Nil	Nil	Nil	Nil	Nil	Nil	Nil	2.2883
5	BARLOCK BORSIG LIMITED	987484	1.3585	Nil	Nil	Nil	Nil	Nil	Nil	Nil	1.3585
6	BERNETT, COLEMAN AND COMPANY LIMITED	307400	.4229	Nil	Nil	Nil	Nil	Nil	Nil	Nil	.4229
7	KILBURN ENGINEERING LIMITED	271337	.3733	Nil	Nil	Nil	Nil	Nil	Nil	Nil	.3733
8	ICHAMATI INVESTMENTS LTD	171113	.2354	Nil	Nil	Nil	Nil	Nil	Nil	Nil	.2354
9	UNITED MACHINE CO LTD	116443	.1602	Nil	Nil	Nil	Nil	Nil	Nil	Nil	.1602
10	ZEN INDUSTRIAL SERVICES LIMITED	85366	.1174	Nil	Nil	Nil	Nil	Nil	Nil	Nil	.1174
11	NITYA HOLDINGS & PROPERTIES (P) LTD	30000	.0413	Nil	Nil	Nil	Nil	Nil	Nil	Nil	.0413
12	DIFFLAGHUR INVESTMENTS LIMITED	3030	.0042	Nil	Nil	Nil	Nil	Nil	Nil	Nil	.0042
Total :		31052537	42.7207	3200000	10.3051	4.4024	Nil	Nil	Nil	Nil	42.7207



(I)(C)(1) Statement showing holding of securities (including shares, warrants, convertible securities) of persons belonging to the category 'Public' and holding more than 1% of the total no of shares

Sr No	Name of the Shareholder	No of Shares held	Shares as a % of total (i.e., Grand Total (A)+(B)+(C) indicated in Statement	Details of warrants		Details of convertible securities		Total shares (including underlying shares assuming full conversion of warrants and of the same convertible securities) as a % of diluted share capital
				No of Warrants held	As a % of total no of Warrants of the same class	No of convertible securities held	% w.r.t total no of convertible securities of the same class	
1	DSP BLACKROCK MICRO CAP FUND	2660254	3.6599	Nil	Nil	Nil	Nil	3.6599
2	LIFE INSURANCE CORPORATION OF INDIA	2092546	2.8788	Nil	Nil	Nil	Nil	2.8788
3	CITICORP GLOBAL MARKETS MAURITIUS PRIVATE LIMITED	1904344	2.6199	Nil	Nil	Nil	Nil	2.6199
4	GOLDMAN SACHS INDIA FUND LIMITED	1583591	2.1786	Nil	Nil	Nil	Nil	2.1786
5	ASHISH KACHOLIA	1550000	2.1324	Nil	Nil	Nil	Nil	2.1324
6	KOTAK MAHINDRA INVESTMENTS LTD	1025000	1.4102	Nil	Nil	Nil	Nil	1.4102
7	THE NOKURA TRUST AND BANKING CO., LTD AS THE TRUSTEE OF NOKURA INDIA STOCK MOIHE	898303	1.2358	Nil	Nil	Nil	Nil	1.2358
	Total	11714038	16.1157	Nil	Nil	Nil	Nil	16.1157



EVEREADY INDUSTRIES INDIA LTD

(II)(a) Statement showing details of Depository Receipts (DRs) as on 31/12/2014

Sl #	Type of Outstanding DR (ADRs, GDRs, SDRs, etc.)	No of outstanding DRs	No of Shares Underlying Outstanding DRs	Shares underlying outstanding DRs as a % of Total No of Shares (i.e., (B)/(A)+(B)+(C) indicated in Statement at para (I)(a) above)
------	--	-----------------------------	--	--


--- Nil ---



(I)(c)(ii) Statement showing holding of securities (including shares, warrants, convertible securities) of persons (together with PAC) belonging to the category 'Public' and holding more than 5% of the total no of shares of the company

Name(s) of the Shareholder(s) and the Persons Acting in Sr No Concert (PAC) with them	Details of warrants		Details of convertible securities		Total shares (including underlying shares convertible assuming full conversion of warrants and of the same convertible securities) as a % of diluted share capital
	Shares as a % of total no of shares (i.e., Grand Total (A)+(B)+(C) indicated in Statement at para (I) No of Shares (a) above)	No of Warrants	As a % of total no of Warrants of the same class	No of convertible securities held	

--- Nil ---



18. Public Shareholding

- No of Shares : 40904060

- % of shareholding : 56.2740

19. Promoters and Promoter Group Shareholding

a) Pledged/Encumbered

- No of Shares : 3200000

- % of shares : 10.0682
(as a % of the total shareholding
of promoter and promoter group)


- % of shares : 4.4024
(as a % of the total share capital
of the company)

b) Non-encumbered

- No of Shares : 28583200


- % of shares : 89.9318
(as a % of the total shareholding
of promoter and promoter group)

- % of shares : 39.3235
(as a % of the total share capital
of the company)



EVEREADY INDUSTRIES INDIA LTD
Physical / NSDL / CDSL Summary Report as on 31/12/2014

	Holdings	Shares	% age
Physical :	17593	1859705	2.5585
NSDL :	23879	65892885	90.6526
CDSL :	9604	4934670	6.7889
	51076	72687260	100.0000




EVEREADY INDUSTRIES INDIA LTD

(II)(b) Statement showing holding of Depository Receipts (DRs), where underlying shares held by 'promoter/promoter group' are in excess of 1% of the total no of shares as on 31/12/2014

Sl # Name of the DR Holder	Type of Outstanding DR (ADRs, GDRs, SDRs, etc.)	No of Shares Underlying Outstanding DRs	Shares underlying outstanding DRs as a % of total No of Shares (i.e., Grand Total (A)+ (B)+(C) indicated in Statement at para (I)(a) above)
----------------------------	--	--	---

--- Nil ---




EVEREADY INDUSTRIES INDIA LTD

(I)(d) Statement showing details of locked-in shares as on 31/12/2014

Page # 1

Sl #	Folio/LLId/DpId	Name of the Shareholder	No of locked-in Shares	Locked-in shares as a % of total No of shares (i.e., Grand Total (A)+(B)+(C) indicated in Statement at para (I)(a) above)	Promoter/Promoter Group/ Public
------	-----------------	-------------------------	------------------------	---	------------------------------------

--- NIL ---



Scrip Code : 531508 Class of Security : Equity
 Quarter ended: 31/12/2014

Partly paid-up shares:-	No of partly paid-up shares	As a % of Total No of partly paid-up shares	As a % of Total No of shares of the company
Held by promoter/promoter group	Nil	Nil	Nil
Held by public	Nil	Nil	Nil
Total	Nil	Nil	Nil

Outstanding convertible securities:-	No of Outstanding securities	As a % of Total No of outstanding convertible securities	As a % of Total No of shares of the company, assuming full conversion of the convertible securities
Held by promoter/promoter group	Nil	Nil	Nil
Held by public	Nil	Nil	Nil
Total	Nil	Nil	Nil

Warrants:-	No of warrants	As a % of Total No of warrants	As a % of Total No of shares of the company, assuming full conversion of warrants
Held by promoter/promoter group	Nil	Nil	Nil
Held by public	Nil	Nil	Nil
Total	Nil	Nil	Nil

Total paid-up capital of the company, assuming full conversion of warrants and convertible securities 72687260 Shares of Rs.5/- each

