

Introductory sub-table (I)(a) 1

Name of the Company : Exide Industries Limited			
Scrip Code : BSE : 500086			
Name of the scrip : EXIDEIND			
Class of security : EQUITY			
Quarter ended : 31.12.2014			
<b>Partly paid-up shares:-</b>			
	<b>No. of partly paid-up shares</b>	<b>As a % of total no. of partly paid-up shares</b>	<b>As a % of total no. of shares of the company</b>
Held by promoter/promoter group	NIL	0	0.00
Held by public	NIL	0	0.00
<b>Total - D</b>	<b>NIL</b>	<b>0.00</b>	<b>0.00</b>
<b>Outstanding convertible securities:-</b>			
	<b>No. of outstanding securities</b>	<b>As a % of total no. of outstanding convertible securities</b>	<b>As a % of total no. of shares of the company, assuming full conversion of the convertible securities</b>
Held by promoter/promoter group	NIL	0.00	0.00
Held by public	NIL	0.00	0.00
<b>Total - E</b>	<b>NIL</b>	<b>0.00</b>	<b>0.00</b>
<b>Warrants:-</b>			
	<b>No. of warrants</b>	<b>As a % of total no. of warrants</b>	<b>As a % of total no. of shares of the company, assuming full conversion of warrants</b>
Held by promoter/promoter group	NIL	0.00	0.00
Held by public	NIL	0.00	0.00
<b>Total - F</b>	<b>NIL</b>	<b>0.00</b>	<b>0.00</b>
<b>Total paid-up capital of the company, assuming full conversion of warrants and convertible securities</b>		Rs.850000000 (850000000 shares of Re.1/- each)	



**Statement Showing Shareholding Pattern**


Category code	Category of Shareholder	Number of Shareholders	Table (I)(a)				Shares Pledged or otherwise encumbered	
			Total number of shares	Number of shares held in dematerialized form	Total shareholding as a percentage of total number of shares		Number of shares	As a percentage
			(IV)	(V)	As a percentage of(A+B) <sup>1</sup>	As a percentage of (A+B+C)	(VIII)	(IX)= (VIII)/(IV)*100
(I)	(II)	(III)	(IV)	(V)	(VI)	(VII)	(VIII)	(IX)= (VIII)/(IV)*100
(A)	Shareholding of Promoter and Promoter Group <sup>2</sup>						N.A	N.A
1	Indian							
(a)	Individuals/ Hindu Undivided Family							
(b)	Central Government/ State Government(s)							
(c)	Bodies Corporate							
(d)	Financial Institutions/ Banks							
(e)	Any Others(Specify)							
(e-i)								
(e-ii)								
	Sub Total(A)(1)		0	0	0	0.00	0	0.00
2	Foreign						NIL	NIL
a	Individuals (Non-Residents Individuals/ Foreign Individuals)							
b	Bodies Corporate	1	390954666	390954666	45.99	45.99	NIL	NIL
c	Institutions							
d	Qualified Foreign Investor							
e	Any Others(Specify)							
(e-i)								
(e-ii)								
	Sub Total(A)(2)	1	390954666	390954666	45.99	45.99	0	0.00
	Total Shareholding of Promoter and Promoter Group (A)= (A)(1)+(A)(2)	1	390954666	390954666	45.99	45.99	NIL	NIL
(B)	Public shareholding						N.A	N.A
1	Institutions							
(a)	Mutual Funds/ UTI	72	57673171	57673171	6.79	6.79		
(b)	Financial Institutions/ Banks	40	999317	628554	0.12	0.12		
(c)	Central Government/ State Government(s)							
(d)	Venture Capital Funds							
(e)	Insurance Companies	14	88190103	88190103	10.38	10.38		
(f)	Foreign Institutional Investors	146	143686715	143679955	16.90	16.90		
(g)	Foreign Venture Capital Investors							
(h)	Qualified Foreign Investor							
(i)	Any Other (specify)							
(i-i)								
(i-ii)								
	Sub-Total (B)(1)	272	290549306	290171783	34.19	34.19	0	0.00



B 2	Non-institutions					N.A	N.A
(a)	Bodies Corporate	1077	79020828	78838684	9.30	9.30	
(b)	Individuals						
I	i. Individual shareholders holding nominal share capital up to Rs 1 lakh	79677	71009369	55028726	8.36	8.36	
II	ii. Individual shareholders holding nominal share capital in excess of Rs. 1 lakh.	34	11890519	11206440	1.40	1.40	
(c)	Qualified Foreign Investor						
(d)	Any Other (specify)						
(d-i)	NRI	1784	3437555	3105741	0.40	0.40	
(d-ii)	Foreign National	6	85740	-	0.01	0.01	
(d-iii)	Clearing Member	440	890908	890908	0.10	0.10	
(d-iv)	Trust	29	2138049	2138049	0.25	0.25	
(d-v)	Custodian of Enemy Property	1	23040	-	0.00	0.00	
	Sub-Total (B)(2)	83048	168496028	151208548	19.82	19.82	0 0.00
(B)	Total Public Shareholding (B) = (B)(1)+(B)(2)	83320	459045334	441380331	54.01	54.01	0 0.00
	TOTAL (A)+(B)	83321	850000000	832334997	100.00	100.00	0 0.00
(C)	Shares held by Custodians and against which Depository Receipts have been issued						
1	Promoter and Promoter Group						
2	Public						
	Sub-Total (C)	0	0	0	0.00	0.00	0 0.00
	GRAND TOTAL (A)+(B)+(C)	83321	850000000	832334997	100.00	100.00	0 0.00




SL. No.	Notes





(D)(c)(i) Statement showing holding of securities (including shares, warrants, convertible securities) of persons belonging to the category "Public" and holding more than 1% of the total number of shares

Sr. No.	Name of the shareholder	Number of shares held	Shares as a percentage of total number of shares (i.e., Grand Total (A)+(B)+(C) indicated in Statement at para (1)(a) above)	Details of warrants		Details of convertible securities		Total shares (including underlying shares assuming full conversion of warrants and convertible securities) as a % of diluted share capital
				Number of warrants held	As a % total number of warrants of the same class	Number of convertible securities held	% w.r.t total number of convertible securities of the same class	
1	ICICI Prudential Discovery Fund	8994782	1.06	0	0.00	0	0.00	1.06
2	Hathway Investments Ltd	36752730	4.32	0	0.00	0	0.00	4.32
3	Life Insurance Corp. of India	48995230	5.76	0	0.00	0	0.00	5.76
4	The New India Assurance Co.Ltd.	17717771	2.08	0	0.00	0	0.00	2.08
5	General Insurance Corp.of India Ltd.	8501400	1.00	0	0.00	0	0.00	1.00
6	Nalanda India Equity Fund Ltd.	30267261	3.56	0	0.00	0	0.00	3.56
7	HDFC Standard Life Insurance Co.Ltd.	15667211	1.84	0	0.00	0	0.00	1.84
8	Nalanda India Fund Ltd.	15807349	1.86	0	0.00	0	0.00	1.86
9	Government Pension Fund Global	16346878	1.92	0	0.00	0	0.00	1.92
	<b>TOTAL</b>	<b>199050612</b>	<b>23.40</b>	<b>0</b>	<b>0.00</b>	<b>0</b>	<b>0.00</b>	<b>23.40</b>
	Note : (*) - More than one folio clubbed							










(II)(a) Statement showing details of Depository Receipts (DRs)

Sr. No.	Type of outstanding DR (ADRs, GDRs, SDRs, etc.)	Number of outstanding DRs	Number of shares underlying outstanding DRs	Shares underlying outstanding DRs as a percentage of total number of shares (i.e., Grand Total (A)+(B)+(C) indicated in Statement at para (I)(a) above)
1				0.00
2				
3				
4				
5				
6				
7				
8				
9				
<b>TOTAL</b>		<b>0</b>	<b>0</b>	<b>0.00</b>



(II)(b) Statement showing holding of Depository Receipts (DRs), where underlying shares held by "promoter/promoter group" are in excess of 1% of the total number of shares

Sr. No.	Name of the DR Holder	Type of outstanding DR (ADRs, GDRs, SDRs, etc.)	Number of shares underlying outstanding DRs	Shares underlying outstanding DRs as a percentage of total number of shares (i.e., Grand Total (A)+(B)+(C) indicated in Statement at para (I)(a) above)
1				0.00
2				
3				
4				
5				
6				
7				
8				
9				
<b>TOTAL</b>			<b>0</b>	<b>0.00</b>

