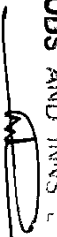



(I) (a) Statement showing Shareholding Pattern

Name of the Company: Foods and Inns Limited		BSE- 507552	NSE-	Equity
Scrip Code, Name of the scrip, class of security:		31 st December, 2014		
Quarter ended:				
	Partly paid-up shares:-	No. of partly paid-up shares	As a % of total no. of partly paid-up shares	As a % of total no. of shares of the company
Held by Promoter / Promoter Group	0	0.0000		0.0000
Held by public	0	0.0000		0.0000
Total	0	0.0000		0.0000
Outstanding convertible securities:-		No. of outstanding securities	As a % of total No. of outstanding convertible securities	As a % of total no. of shares of the company, assuming full conversion of the convertible securities
Held by Promoter / Promoter Group	0	0.0000		0.0000
Held by public	0	0.0000		0.0000
Total	0	0.0000		0.0000
Warrants:-		No. of warrants	As a % of total no. of shares of the company, assuming full conversion of warrants	
Held by Promoter / Promoter Group	0	0.0000		0.0000
Held by public	0	0.0000		0.0000
Total	0	0.0000		0.0000
Total paid-up capital of the company assuming full conversion of warrants and convertible securities				
1451040				

FOODS AND INNS

AUTHORISED SIGNA ORY



Category Code	Category of shareholder	Number of shareholders	Total number of shares	Number of shares held in dematerialised form	percentage of total number of shares		Shares pledged or otherwise encumbered	As a percentage (IX) = (VIII)/(IV)*100
					As a percentage of (A+B) (VI)	As a percentage of (A+B+C) (VII)		
(I)	(II)	(III)	(IV)	(V)	(VI)	(VII)	(VIII)	(IX)
(A)	Promoter and Promoter Group							
1	Indian							
(a)	Individuals/Hindu Undivided Family	18	520,533	490,625	35.8731	35.8731	0	0.0000
(b)	Central Government/State Government(s)				0.0000	0.0000	0	
(c)	Bodies Corporate	4	145,742	136,142	10.0440	10.0440	0	0.0000
(d)	Financial Institutions / Banks	0	0	0	0.0000	0.0000	0	
(e)	Any Other (specify)	0	0	0	0.0000	0.0000	0	
	Sub Total (A)(1)	22	666275	626767	45.9171	45.9171	0	0.0000
2	Foreign							
(a)	Individuals (Non-Resident Individuals/Foreign Individuals)	0	0	0	0.0000	0.0000	0	0.0000
(b)	Bodies Corporate	0	0	0	0.0000	0.0000	0	0.0000
(c)	Institutions	0	0	0	0.0000	0.0000	0	0.0000
(d)	Qualified Foreign Investors	0	0	0	0.0000	0.0000	0	0.0000
(e)	Any Other (specify)	0	0	0	0.0000	0.0000	0	0.0000
	Sub Total (A)(2)	0	0	0	0.0000	0.0000	0	0.0000
	Total Shareholding of Promoter and Promoter Group (A)=(A)(1)+(A)(2)	22	666275	626767	45.9171	45.9171	0	0.0000
(B)	Public shareholding							
1	Institutions							
(a)	Mutual Funds/UTI	0	0	0	0.0000	0.0000		
(b)	Financial Institutions / Banks	0	0	0	0.0000	0.0000		
(c)	Central Government/State Government(s)	0	0	0	0.0000	0.0000		
(d)	Venture Capital Funds	0	0	0	0.0000	0.0000		
(e)	Insurance Companies	1	150	0	0.0103	0.0103		
(f)	Foreign Institutional Investors	1	21000	21000	1.4472	1.4472		
(g)	Foreign Venture Capital Investors	0	0	0	0.0000	0.0000		
(I)	Any Other (specify)	0	0	0	0.0000	0.0000		
	Sub Total (B) (1)	2	21150	21000	1.4576	1.4576		
2	Non-institutions							
(a)	Bodies Corporate	76	181278	148727	12.4930	12.4930		
(b) (i)	Individuals - shareholders holding nominal share capital up to Rs 1 Lakh	1962	315981	225673	21.7762	21.7762		
(ii)	Individual shareholders holding nominal share capital in excess of Rs. 1 Lakh	4	83273	83273	5.7388	5.7388		




AUTHORISED SIGNATORY

Category code	Category of shareholder	Number of shareholders	Total number of shares	Number of shares held in dematerialised form	percentage of total number of shares		Shares pledged or otherwise encumbered	
					As a percentage of (A+B) (VII)	As a percentage of (A+B+C) (VIII)	Number of shares (VIII)	As a percentage (IX) = (VIII)/(IV)*100
(I)	(III) Qualified Foreign Investors	0	(IV) 0	(V) 0	(VII) 0.0000	(VIII) 0.0000	(VIII)	(IX) -
(d)	Any Other							
i	Non Resident Indians (Repatriated)	8	3187	2987	0.2196	0.2196	-	-
ii	Non Resident Indians (Non Repatriated)	6	925	925	0.0637	0.0637	-	-
iii	Overseas Bodies Corporate	0	0	0	0.0000	0.0000	-	-
iv	Clearing Member	20	2451	2451	0.1689	0.1689	-	-
v	Directors / Relatives	3	176520	700	12.1651	12.1651	-	-
vi	Trusts	0	0	0	0.0000	0.0000	-	-
	Sub Total (B)(2)	2079	763615	464736	52.6254	52.6254	-	-
	Total Public Shareholding Public Group (B)=(B)							
	(1)+(B)(2)	2081	784765	485736	54.0829	54.0829	NA	NA
	Total (A)+(B)	2103	1451040	1112503	100.0000	100.0000		
(C)	Shares held by custodians and against which Depository Receipts have been issued							
i	Promoter and Promoter group	0	0	0	0.0000	0.0000	0	0.00
ii	Public	0	0	0	0.0000	0.0000	0	0.00
	Sub Total (C)	0	0	0	0	0	0	0
	GRAND TOTAL (A)+(B)+(C)	2103	1451040	1112503	100.0000	100.0000	0	-

FOR POSDS AND INNS LIMITED


AUTHORISED SIGNATORY



Sr. No.	Name of the shareholder	Details of Shares held			Encumbered shares			Details of warrants			Details of convertible securities		Total shares (including underlying shares assuming full conversion of warrants and convertible securities) as a % of diluted share capital
		Number of shares held	As a % of grand total (A) + (B)+(C)	No.	As a percentage (VI)=(V)/(III)*100	As a % of grand total (A)+(B)+(C) of sub-clause (I)(a)	Number of warrants held	As a % total number of warrants of the same class	Number of convertible securities held	As a % total number of convertible securities of the same class			
(I)	(II)	(III)	(IV)	(V)	(VI)=(V)/(III)*100	(VII)	(VIII)	(IX)	(X)	(XI)	(XII)		
1	PALLAVI UTSAV DHUPELIA	152,755	10.53		0.00	0.00	0	0	0	0	10.53		
2	WESTERN PRESS PVT LTD	114,357	7.88		0.00	0.00	0	0	0	0	7.88		
3	UTSAV DHUPELIA	112,610	7.76		0.00	0.00	0	0	0	0	7.76		
4	BEKHA BHUPENDRA DALAL	68,300	4.71		0.00	0.00	0	0	0	0	4.71		
5	VEENA M DALAL	35,075	2.42		0.00	0.00	0	0	0	0	2.42		
6	SATYEN B DALAL	30,485	2.10		0.00	0.00	0	0	0	0	2.10		
7	SATYEN BHUPENDRA DALAL	29,608	2.04		0.00	0.00	0	0	0	0	2.04		
8	CIFCO LTD	21,685	1.49		0.00	0.00	0	0	0	0	1.49		
9	UTSAV KANTILAL DHUPELIA	20,400	1.41		0.00	0.00	0	0	0	0	1.41		
10	ASIM BHUPENDRA DALAL	20,000	1.38		0.00	0.00	0	0	0	0	1.38		
11	ADITI ASIM DALAL	15,950	1.10		0.00	0.00	0	0	0	0	1.10		
12	PALLAVI UTSAV DHUPELIA	10,000	0.69		0.00	0.00	0	0	0	0	0.69		
13	MILAN DALAL	10,000	0.69		0.00	0.00	0	0	0	0	0.69		
14	SATYEN HOLDINGS LTD	9,600	0.66		0.00	0.00	0	0	0	0	0.66		
15	BEKHA BHUPENDRA DALAL	4,650	0.32		0.00	0.00	0	0	0	0	0.32		
16	MILAN BHUPENDRA DALAL	4,550	0.31		0.00	0.00	0	0	0	0	0.31		
17	DEVDUT M DALAL	4,200	0.29		0.00	0.00	0	0	0	0	0.29		
18	ASIM DALAL	1,350	0.09		0.00	0.00	0	0	0	0	0.09		
19	AVANTI A DALAL	300	0.02		0.00	0.00	0	0	0	0	0.02		
20	GAURIKA M DALAL (MINOR)	150	0.01		0.00	0.00	0	0	0	0	0.01		
21	PALLAVI DHUPELIA	150	0.01		0.00	0.00	0	0	0	0	0.01		
22	BOMBAY SWADESHI STORES LTD	100	0.01		0.00	0.00	0	0	0	0	0.01		
	TOTAL	666275	45.92	0	0.00	0.00	0	0	0	0	45.92		

For FOODS AND INNS LIMITED

AUTHORISED SIGNATORY



(D)(c)(i) Statement showing holding of securities (including shares, warrants, convertible securities) of persons belonging to the category "Public" and holding more than 1% of the total number of shares

Sr. No.	Name of the shareholder	Number of shares held	Shares as a percentage of total number of shares (i.e., Grand Total (A)+(B)+(C) indicated in Statement at para (I)(a) above)	Details of warrants		Details of convertible securities		Total shares (including underlying shares assuming full conversion of warrants and convertible securities) as a % of diluted share capital
				Number of warrants held	As a % total number of warrants of the same class	Number of convertible securities held	% w.r.t total number of convertible securities of the same class	
1	RAY SIMKINS	175,820	12.12	0	0	0	0	12.12
2	PILOT CONSULTANTS PRIVATE	64,528	4.45	0	0	0	0	4.45
3	OCEANIC INVESTMENTS LTD	29,600	2.04	0	0	0	0	2.04
4	ADITI G MEHTA	28,561	1.97	0	0	0	0	1.97
5	MANPHOOL EXPORTS LTD	23,616	1.63	0	0	0	0	1.63
6	VIJAYA DEVI NAHAR	21,656	1.49	0	0	0	0	1.49
7	ORANGE MAURITIUS INVESTM	21,000	1.45	0	0	0	0	1.45
8	CHANDRASEN G JHAVERI	17,143	1.18	0	0	0	0	1.18
9	SARIJU C JHAVERI	16,313	1.12	0	0	0	0	1.12
10	ADIKARAN FINCOM PRIVATE L	16,032	1.10	0	0	0	0	1.10
	TOTAL	414,269	28.55	0	0	0	0	28.55

(D)(c)(ii) Statement showing holding of securities (including shares, warrants, convertible securities) of persons (together with PAC) belonging to the category "Public" and holding more than 5% of the total number of shares of the company


Sr. No.	Name(s) of the shareholder(s) and the Persons Acting in Concert (PAC) with them	Number of shares	Shares as a percentage of total number of shares (i.e., Grand Total (A)+(B)+(C) indicated in Statement at para (I)(a) above)	Details of warrants		Details of convertible securities		Total shares (including underlying shares assuming full conversion of warrants and convertible securities) as a % of diluted share capital
				Number of warrants	As a % total number of warrants of the same class	Number of convertible securities held	% w.r.t total number of convertible securities of the same class	
1	RAY SIMKINS	175,820	12.12					12.12
	TOTAL	175,820	12.12					12.12

FOR FOODS AND INNS LIMITED

AUTHORISED SIGNATORY

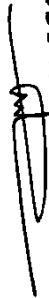


(D)(d) Statement showing details of locked-in shares				
Sr. No.	Name of the shareholder	Number of Locked in Shares	Locked-in shares as a percentage of total number of shares i.e., Grand Total (A)+(B)+(C) indicated in Statement at para (I)(a) above)	Promoter / Promoter Group/Public
	Nil			
	TOTAL	0	0.00	

FOR FOODS AND INNS LIMITED

AUTHORISED SIGNATORY



(II)(a)	Statement showing details of Depository Receipts (DRs)		
Sr. No. Type of outstanding DR (ADRs, GDRs, SDRs, etc.)	Number of outstanding DRs	Number of shares underlying outstanding DRs	Shares underlying outstanding DRs as a percentage of total number of shares (i.e., Grand Total (A)+(B)+(C) indicated in Statement at para (I)(a) above)
NIL	NIL	NIL	NIL
TOTAL	NIL	NIL	NIL

FOR FOODS AND INNS LIMITED

 AUTHORISED SIGNATORY



Statement showing holding of Depository Receipts (DRs), where underlying shares held by
 "Promoter/ Promoter Group" are in excess of 1% of the total number of shares
 (II) (b)

Sr. No.	Name of the DR Holder	Type of outstanding DR (ADRs, GDRs, SDRs, etc.)	Number of shares underlying outstanding DRs	Shares underlying outstanding DRs as a percentage of total number of shares i.e., Grand Total (A)+(B)+(C) indicated in Statement at para (I)(a) above}
NIL		NIL	NIL	NIL
TOTAL		NIL	NIL	NIL

For FOODS AND INNS LIMITED
 AUTHORIZED SIGNATORY

