



(f) (e) Statement showing Shareholding Pattern

| Name of the Company: FUTURE MARKET NETWORKS LIMITED | | BSE - 533296, NSE- FMNL; Equity | |
|---|---|---------------------------------|--|
| Scrip Code, Name of the scrip, class of security: | | BSE - 533296, NSE- FMNL; Equity | |
| Quarter ended: 31.12.2014 | | | |
| | Partly paid-up shares:- | No. of partly paid-up shares | As a % of total no. of partly paid-up shares |
| | Held by Promoter / Promoter Group | 0 | 0.0000 |
| | Held by public | 0 | 0.0000 |
| | Total | 0 | 0.0000 |
| | Outstanding convertible securities:- | | |
| | Held by Promoter / Promoter Group | 0 | 0.0000 |
| | Held by public | 0 | 0.0000 |
| | Total | 0 | 0.0000 |
| | Warrants:- | | |
| | Held by Promoter / Promoter Group | 0 | 0.0000 |
| | Held by public | 0 | 0.0000 |
| | Total | 0 | 0.0000 |
| | Total paid-up capital of the company assuming full conversion of warrants and convertible securities | | |

53854406




| Category Code | Category of shareholder | Number of shareholders | Total number of shares | Number of shares held in dematerialised form | Total shareholding as a percentage of total number of shares | | Shares pledged or otherwise encumbered | | | | | |
|---------------|---|------------------------|------------------------|--|--|-------|--|-------------|-------|--------|------------------------|--|
| | | | | | (III) | (IV) | (V) | (VI) | (VII) | (VIII) | (IX) = (VIII)/(IV)*100 | |
| 1 | Promoter and Promoter Group | | | | | | | | | | | |
| (a) | Indian | 9 | 541 | 541 | 0 | 0.00 | 0.00 | 0 | 0.00 | | | |
| (b) | Individuals/Hindu Undivided Family | | | | 0 | 0.00 | 0.00 | 0 | 0.00 | | | |
| (c) | Central Government/State Government(s) | 6 | 40886159 | 40886159 | 0 | 73.20 | 73.20 | 3,95,00,000 | 96.61 | | | |
| (d) | Bodies Corporate | 0 | 0 | 0 | 0 | 0.00 | 0.00 | 0 | 0.00 | | | |
| (e) | Financial Institutions / Banks | 0 | 0 | 0 | 0 | 0.00 | 0.00 | 0 | 0.00 | | | |
| (f) | Any Other (specify) | 0 | 0 | 0 | 0 | 0.00 | 0.00 | 0 | 0.00 | | | |
| | Sub Total (A)(1) | 15 | 40886700 | 40886700 | 0 | 73.20 | 73.20 | 3,95,00,000 | 96.61 | | | |
| 2 | Foreign | | | | | | | | | | | |
| (a) | Individuals (Non-Resident Individuals/ Foreign Individuals) | 0 | 0 | 0 | 0 | 0.00 | 0.00 | 0 | 0.00 | | | |
| (b) | Bodies Corporate | 0 | 0 | 0 | 0 | 0.00 | 0.00 | 0 | 0.00 | | | |
| (c) | Institutions | 0 | 0 | 0 | 0 | 0.00 | 0.00 | 0 | 0.00 | | | |
| (d) | Qualified Foreign Investors | 0 | 0 | 0 | 0 | 0.00 | 0.00 | 0 | 0.00 | | | |
| (e) | Any Other (specify) | 0 | 0 | 0 | 0 | 0.00 | 0.00 | 0 | 0.00 | | | |
| | Sub Total (A)(2) | 0 | 0 | 0 | 0 | 0.00 | 0.00 | 0 | 0.00 | | | |
| | Total Shareholding of Promoter and Promoter Group (A)=(A)(1)+(A)(2) | 15 | 40886700 | 40886700 | 0 | 73.20 | 73.20 | 3,95,00,000 | 96.61 | | | |
| (B) | Public shareholding | | | | | | | | | | | |
| 1 | Institutions | | | | | | | | | | | |
| (a) | Mutual Funds/UTI | 5 | 12743 | 12743 | 0 | 0.02 | 0.02 | - | - | | | |
| (b) | Financial Institutions / Banks | 5 | 260452 | 260452 | 0 | 0.47 | 0.47 | - | - | | | |
| (c) | Central Government/State Government(s) | 0 | 0 | 0 | 0 | 0.00 | 0.00 | - | - | | | |
| (d) | Venture Capital Funds | 0 | 0 | 0 | 0 | 0.00 | 0.00 | - | - | | | |
| (e) | Insurance Companies | 3 | 319979 | 319979 | 0 | 0.57 | 0.57 | - | - | | | |
| (f) | Foreign Institutional Investors | 3 | 12326 | 12326 | 0 | 0.02 | 0.02 | - | - | | | |
| (g) | Foreign Venture Capital Investors | 0 | 0 | 0 | 0 | 0.00 | 0.00 | - | - | | | |
| (h) | Qualified Foreign Investors | 0 | 0 | 0 | 0 | 0.00 | 0.00 | - | - | | | |
| (i) | Any Other (specify) | 0 | 0 | 0 | 0 | 0.00 | 0.00 | - | - | | | |
| | Foreign Portfolio Investor(Corporate) | 5 | 16044 | 16044 | 0 | 0.03 | 0.03 | - | - | | | |
| | Sub Total (B) (1) | 21 | 621544 | 621544 | 0 | 1.11 | 1.11 | - | - | | | |



| | | | | | | | | | |
|---------|---|-------|----------|----------|-------|-------|--|--|--|
| 2 | Non-institutions | | | | | | | | |
| (a) | Bodies Corporate | 353 | 10832952 | 10832755 | 19.39 | 19.39 | | | |
| (b) (i) | Individuals - shareholders holding nominal share capital up to Rs.1 Lakh | 15023 | 1667117 | 1601182 | 2.98 | 2.98 | | | |
| (ii) | Individual shareholders holding nominal share capital in excess of Rs. 1 Lakh | 43 | 1194469 | 1194469 | 2.14 | 2.14 | | | |



| Category code | Category of shareholder | Number of shareholders (iii) | Total number of shares (iv) | Number of shares held in dematerialised form (v) | Total shareholding as a percentage of total number of shares | | Shares pledged or otherwise encumbered | | |
|---------------|--|------------------------------|-----------------------------|--|--|----------------------------------|--|--|------|
| | | | | | As a percentage of (A+B) (vi) | As a percentage of (A+B+C) (vii) | Number of shares (viii) | As a percentage (ix) = (viii)/(iv)*100 | |
| (i) | (ii) | | | | | | | | |
| (c) | Qualified Foreign Investors | 0 | 0 | 0 | 0.00 | 0.00 | - | - | - |
| (d) | Any Other | | | | | | | | |
| i | Non Resident Indians (Repat) | 160 | 13168 | 13058 | 0.02 | 0.02 | - | - | - |
| ii | Non Resident Indians (Non Repat) | 71 | 8274 | 8274 | 0.01 | 0.01 | - | - | - |
| iii | Foreign Companies | 0 | 0 | 0 | 0.00 | 0.00 | - | - | - |
| iv | Clearing Member | 62 | 204120 | 204120 | 0.37 | 0.37 | - | - | - |
| v | Directors / Relatives | 0 | 0 | 0 | 0.00 | 0.00 | - | - | - |
| vi | Trusts | 2 | 426062 | 426062 | 0.76 | 0.76 | - | - | - |
| vii | Hindu Undivided Family | 0 | 0 | 0 | 0.00 | 0.00 | - | - | - |
| | Sub Total (B)(2) | 15714 | 14346162 | 14279920 | 25.68 | 25.68 | - | - | - |
| | Total Public Shareholding Public Group (B)=(1)+(B)(2) | 15735 | 14967706 | 14901464 | 26.80 | 26.80 | 0 | 0 | 0.00 |
| | Total (A)+(B) | 15750 | 55854406 | 55788164 | 100.00 | 100.00 | 3,95,00,000 | 70.72 | |
| (C) | Shares held by custodians and against which Depository Receipts have been issued | | | | | | | | |
| i | Promoter and Promoter group | 0 | 0 | 0 | 0.00 | 0.00 | 0.00 | 0.00 | 0.00 |
| ii | Public | 0 | 0 | 0 | 0.00 | 0.00 | 0.00 | 0.00 | 0.00 |
| | Sub Total (C) | 0 | 0 | 0 | 0.00 | 0.00 | 0.00 | 0.00 | 0.00 |
| | GRAND TOTAL (A)+(B)+(C) | 15750 | 55854406 | 55788164 | 100.00 | 100.00 | 3,95,00,000 | 70.72 | |



(1)(b) Statement showing holding of securities (including shares, warrants, convertible securities) of persons belonging to the category "Promoter and Promoter Group"

| Sr. No. | Name of the shareholder | Details of Shares held | | | Encumbered shares | | | Details of warrants | | | Details of convertible securities | | Total shares (including underlying shares assuming full conversion of warrants and convertible securities) as a % of diluted share capital |
|---------|---|------------------------|-----------------------------------|-------------|---------------------------------------|--|-------------------------|---|---------------------------------------|---|-----------------------------------|--|--|
| | | Number of shares held | As a % of grand total (A)+(B)+(C) | No. | As a percentage (VI)=(V)/III I*100 | As a % of grand total (A)+(B)+(C) of sub-clause (I)(a) | Number of warrants held | As a % total number of warrants of the same class | Number of convertible securities held | As a % total number of convertible securities of the same class | | | |
| (I) | (II) | (III) | (IV) | (V) | (VI) | (VII) | (VIII) | (IX) | (X) | (XI) | (XII) | | |
| 1 | PIL INDUSTRIES LIMITED (AABCP9866D) | 7,15,214 | 1.28 | 100000 | 13.98 | 0.18 | - | - | - | - | - | | |
| 2 | FUTURE IDEAS REALTORS INDIA LIMITED AABC2815G | 85,63,367 | 15.33 | 8000000 | 93.42 | 14.32 | - | - | - | - | - | | |
| 3 | FUTURE CORPORATE RESOURCES LTD (| 1,51,76,754 | 27.17 | 15000000 | 98.84 | 26.86 | - | - | - | - | - | | |
| 4 | MANZ RETAIL PRIVATE LIMITED AAACM1978J | 1,64,30,824 | 29.42 | 16400000 | 99.81 | 29.36 | - | - | - | - | - | | |
| 5 | VILAY BIYANI AAEPB3653J | 50 | 0.00 | 0 | 0.00 | 0.00 | - | - | - | - | - | | |
| 6 | ANIL BIYANI AACPB0200F | 50 | 0.00 | 0 | 0.00 | 0.00 | - | - | - | - | - | | |
| 7 | SUNIL BIYANI AAEPB3654R | 50 | 0.00 | 0 | 0.00 | 0.00 | - | - | - | - | - | | |
| 8 | VIVEK BIYANI AAEPB3653J | 50 | 0.00 | 0 | 0.00 | 0.00 | - | - | - | - | - | | |
| 9 | LAXMINARAYAN BIYANI AACPB0197R | 50 | 0.00 | 0 | 0.00 | 0.00 | - | - | - | - | - | | |
| 10 | GOPKISHAN BIYANI AACPB0198A | 50 | 0.00 | 0 | 0.00 | 0.00 | - | - | - | - | - | | |
| 11 | ASHNI KISHORE BIYANI AHNFB3118Q | 141 | 0.00 | 0 | 0.00 | 0.00 | - | - | - | - | - | | |
| 12 | KISHORE BIYANI AACPB0199B | 50 | 0.00 | 0 | 0.00 | 0.00 | - | - | - | - | - | | |
| 13 | RAKESH BIYANI AAEPB3651L | 50 | 0.00 | 0 | 0.00 | 0.00 | - | - | - | - | - | | |
| TOTAL | | 4,08,86,700 | 73.20 | 3,95,00,000 | 96.61 | 70.72 | - | - | - | - | - | | |



(1)(c)(i) Statement showing holding of securities (including shares, warrants, convertible securities) of persons belonging to the category "Public" and holding more than 1% of the total number of shares

| Sr. No. | Name of the shareholder | Number of shares held | Shares as a percentage of total number of shares i.e., Grand Total (A)+(B)+(C) indicated in Statement at para (1)(a) above) | Details of warrants | | Details of convertible securities | | Total shares (including underlying shares assuming full conversion of warrants and convertible securities) as a % of diluted share capital |
|---------|---|-----------------------|---|-------------------------|---|---------------------------------------|--|--|
| | | | | Number of warrants held | As a % total number of warrants of the same class | Number of convertible securities held | % w.r.t total number of convertible securities of the same class | |
| 1 | RHAMNI PROJECTS PVT LIMITED AAGCA1131R | 1916419 | 3.43 | - | - | - | - | |
| 2 | ISHBHOOMI MALL MANAGEMENT PRIVATE LIMITED AABCIS217K | 3127870 | 5.60 | - | - | - | - | |
| 3 | RATNABALI CAPITAL MARKETS LIMITED | 2704663 | 4.84 | - | - | - | - | |
| 4 | GENIL COMMOTRADE PVT LTD | 1495000 | 2.68 | - | - | - | - | |
| | TOTAL | 92,43,952 | 16.55 | - | - | - | - | |

(1)(c)(ii) Statement showing holding of securities (including shares, warrants, convertible securities) of persons (together with PAC) belonging to the category "Public" and holding more than 5% of the total number of shares of the company

| Sr. No. | Name(s) of the shareholder(s) and the Persons Acting in Concert (PAC) with them | Number of shares | Shares as a percentage of total number of shares i.e., Grand Total (A)+(B)+(C) indicated in Statement at para (1)(a) above) | Details of warrants | | Details of convertible securities | | Total shares (including underlying shares assuming full conversion of warrants and convertible securities) as a % of diluted share capital |
|---------|---|------------------|---|---------------------|---|---------------------------------------|--|--|
| | | | | Number of warrants | As a % total number of warrants of the same class | Number of convertible securities held | % w.r.t total number of convertible securities of the same class | |
| 1 | ISHBHOOMI MALL MANAGEMENT PRIVATE LIMITED AABCIS217K | 31,27,870 | 5.60 | - | - | - | - | |
| | TOTAL | 31,27,870 | 5.60 | - | - | - | - | |



| (I)(d) | Statement showing details of locked-in shares | | | |
|---------|---|----------------------------|--|--|
| Sr. No. | Name of the shareholder | Number of Locked in Shares | Locked-in shares as a percentage of total number of shares [i.e., Grand Total (A)+(B)+(C) indicated in Statement at para (I)(a) above] | Category of shareholders- Promoter/Promoter Co./Public |
| | | | | |
| | | | | |
| | | 0 | 0.00 | |
| | TOTAL | | | |



| (II)(a) | Statement showing details of Depository Receipts (DRs) | | | |
|---------|--|---------------------------|---|---|
| Sr. No. | Type of outstanding DR (ADRs, GDRs, SDRs, etc.) | Number of outstanding DRs | Number of shares underlying outstanding DRs | Shares underlying outstanding DRs as a percentage of total number of shares [i.e., Grand Total (A)+(B)+(C) indicated in Statement at para (I)(a) above] |
| 1 | NIL | NIL | NIL | NIL |
| TOTAL | | | | |



Statement showing holding of Depository Receipts (DRs), where underlying shares held by _____
 (II) (b) "Promoter/Promoter Group" are in excess of 1% of the total number of shares

| Sr. No. | Name of the DR Holder | Type of outstanding DR (ADRs, GDRs, SDRs, etc.) | Number of shares underlying outstanding DRs | Shares underlying outstanding DRs as a percentage of total number of shares (i.e., Grand Total (A)+(B)+(C) indicated in Statement at para (I)(a) above) |
|---------|-----------------------|---|---|---|
| 1 | NIL | NIL | NIL | NIL |
| TOTAL | | | | |
| | | NIL | NIL | NIL |

